

MONITOR WITH DVD RECEIVER NAVIGATION SYSTEM
**DNX4280BT/5180/5280BT
 /5380/5380M/5380BT
 /5580BT/6040EX/6180
 /6480BT/6980**

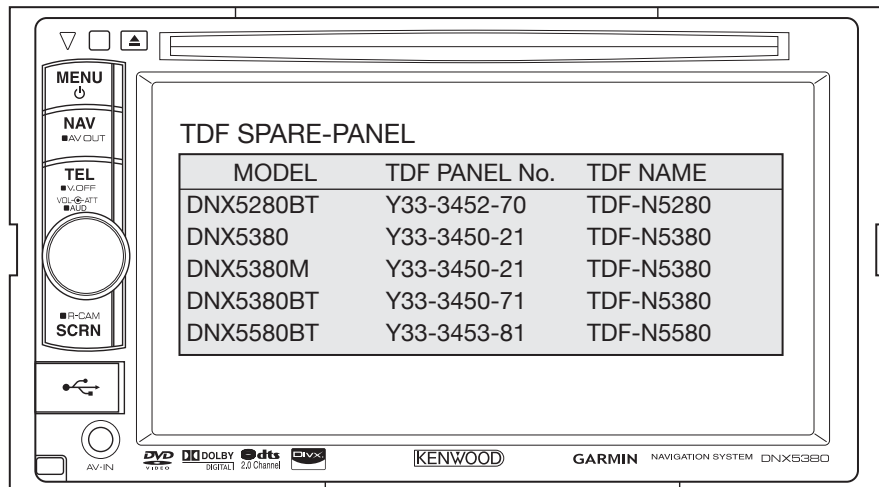
SERVICE MANUAL

KENWOOD

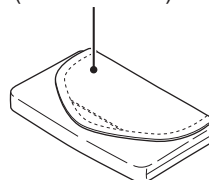
Kenwood Corporation

© 2011-3 PRINTED IN JAPAN
 B53-0849-00 (N) 303

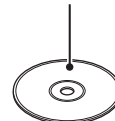
Illustrations is DNX5380M



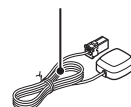
Carrying case *
 (W01-2010-05)



Compact disc
 (W01-2005-05)



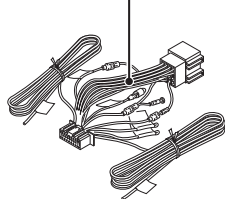
Antenna module
 (GPS ANT)
 (W02-5304-05)



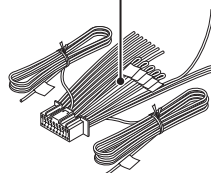
Mounting hardware
 (GPS plate)
 (J22-0964-04)



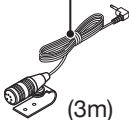
DC cord *
 (E30-6796-15)



DC cord *
 (E30-6881-25)



Microphone *
 (W01-1768-15)



Accessories
 (Remocon cable) *
 (W01-2004-05)



Remote controller assy *
 (A70-2107-05)

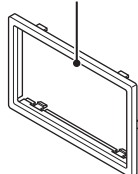


RC-DV331

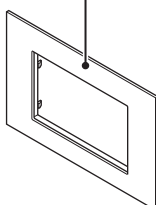
Size AAA battery
 (Not supplied)



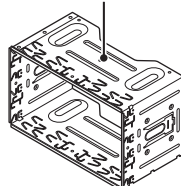
Escutcheon *
 (B07-3165-02)



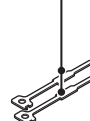
Escutcheon *
 (B07-3172-12)



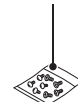
Mounting hardware assy *
 (J22-0657-03)



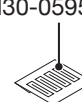
Lever *
 (D10-7012-04) x2



Screw set *
 (N99-1779-15)



Adhesive double-coated tape *
 (H30-0595-04)



- The IC261 in the ELECTRIC UNIT (X34-695x-xx) are not replaceable components. When these ICs are defective, replace the whole ELECTRIC UNIT (X34-695x-xx).
- The IC3 and IC100 in the VIDEO UNIT (X35-514x-xx) are not replaceable components. When these ICs are defective, replace the whole VIDEO UNIT (X35-514x-xx).
- The IC103, 402, 403, 500 and IC501 in the DIGITAL I/O UNIT (X88-2080-xx) are not replaceable components. When these ICs are defective, replace the whole DIGITAL I/O UNIT (X88-2080-xx).
- The IC5 in the DVD unit (X37-1300-00) are not replaceable components. When these ICs are defective, replace the whole DVD mechanism assembly (X92-6640-00).

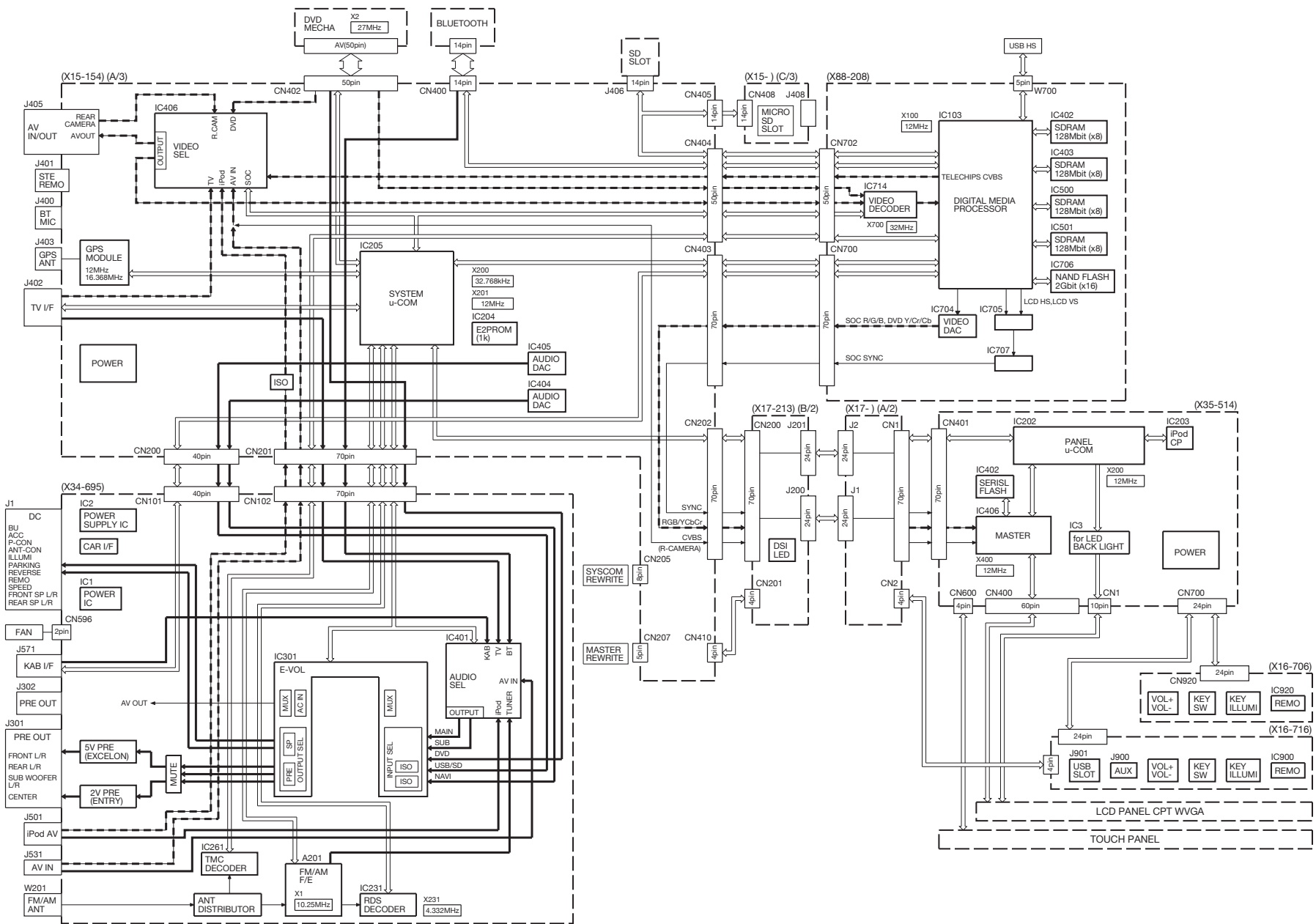
* It uses it by some models. Refer to the parts list.

This product uses Lead Free solder.

This product complies with the **RoHS** directive for the European market.

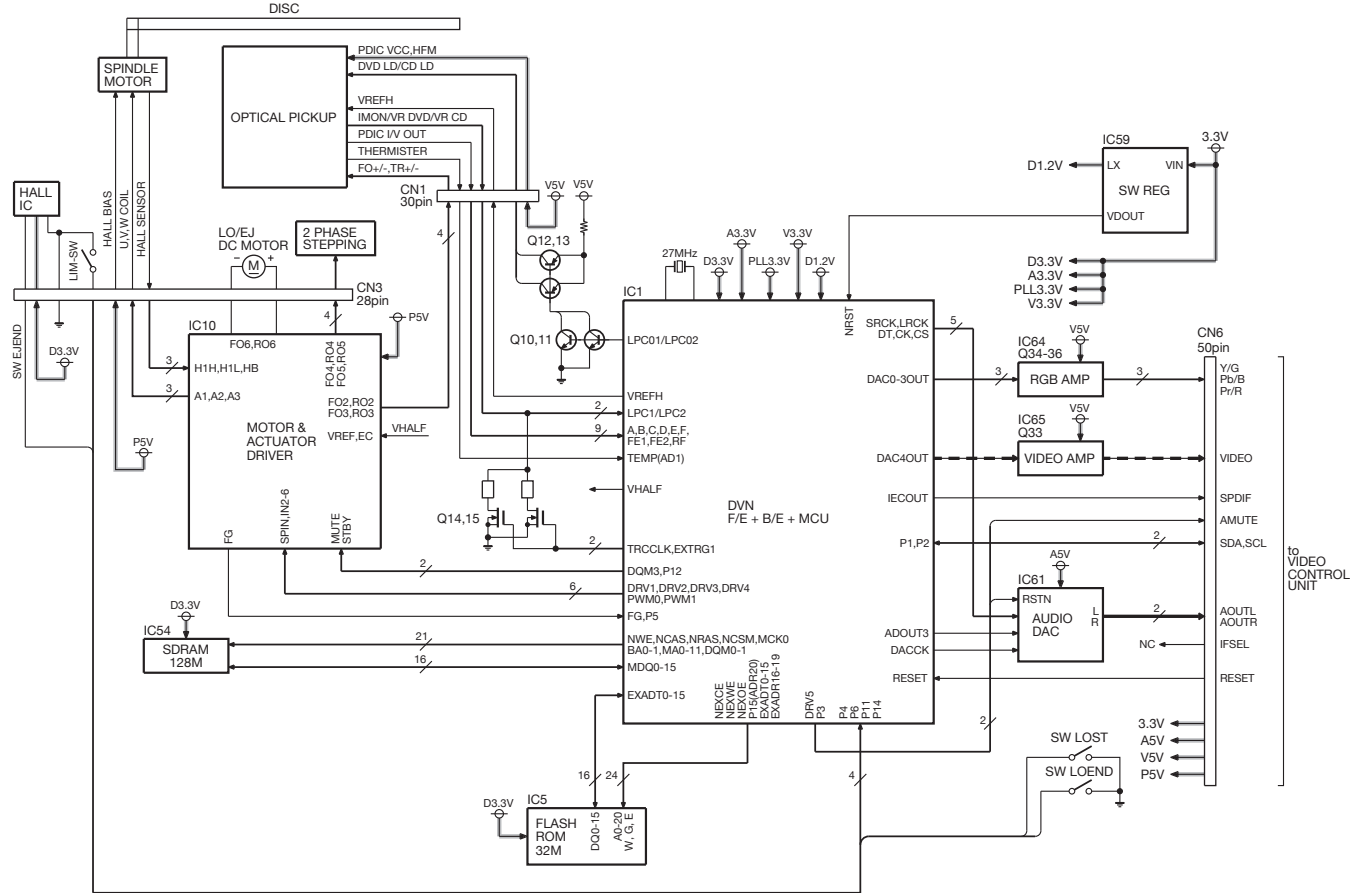


BLOCK DIAGRAM



BLOCK DIAGRAM

DVS-870xW BLOCK DIAGRAM (X37-1300)



COMPONENTS DESCRIPTION

● VIDEO CONTROL UNIT (X15-154x-xx)

Ref. No.	Application / Function	Operation / Condition / Compatibility
IC1	DCDC controller IC	6.5V/1.5V DCDC converter
IC2	DCDC converter IC	D5V/V5V/V5V_DVD DCDC converter
IC3	DCDC converter IC	BU3.3V DCDC converter
IC4	Regulator	BU1.8V Regulator IC
IC5	Regulator	SW1.8V Regulator IC
IC6	Regulator	D1.2V Regulator IC
IC7	Regulator	NAND3.3V Regulator IC
IC8	Regulator	SW1.8V_DA Regulator IC
IC9	Regulator	P5V/FAN5V Regulator IC
IC200	Analogue IC	VIDEO ISO, AMP for iPod
IC201	Regulator	BU3.3V_SYS Regulator IC
IC202	AND Logic IC	TV_SDATA Buffer
IC203	Voltage detect IC	Reset signal generate at 3.0V
IC204	EEPROM	EEPROM 1Kb
IC205	MCU IC	System control IC
IC206	AND Logic IC	Video Mute control
IC207	Analogue IC	VIDEO ISO, AMP for AVIN
IC400	OP-AMP X 2	For BT Audio LPF
IC401	Regulator	BT3.3V Regulator IC
IC402	Regulator	A5V Regulator IC
IC403	Regulator	USB5V Regulator IC
IC404	Audio DA convertor	Audio DAC for NAVI voice
IC405	Audio DA convertor	Audio DAC for USB audio
IC406	Video SW 8IN 5OUT	Composite signal selector
IC408	Voltage detect IC	USB5V over current detect
IC409	3state Buffer x2 IC	BT control signal buffer
IC410	EXOR Logic IC	BT control signal buffer
Q1~3	SW	SW14V control
Q4	LOAD SW FET	SW14V ON/OFF
Q5	BU voltage detect (Hi-side)	BU_DET signal control
Q6,7	SW	BU_DET signal control
Q8	BU voltage detect (Low-side)	BU_DET signal control
Q9~13	SW	BU_DET signal control
Q14,15	SW	DET_MUTE signal generation
Q16	SW	IC3 Forced PWM control
Q17	FET	DCDC SW FET D1.5V
Q18	FET	DCDC SW FET 6.5V
Q19	LOAD SW	G3.3V ON/OFF
Q20	SW	Q19 control
Q21	LOAD SW	D3.3V ON/OFF
Q22	SW	Q21 control
Q23	LOAD SW	D3.3V_DVD ON/OFF

COMPONENTS DESCRIPTION

Ref. No.	Application / Function	Operation / Condition / Compatibility
Q24	SW	Q23 control
Q27	LOAD SW	SW5V_X35 ON/OFF
Q28	SW	SW5V_X35 control
Q29	LOAD SW	D5V_X35 ON/OFF
Q30	SW	Q29 control
Q31	LOAD SW	BL_14V_X35 ON/OFF
Q32	SW	BL_14V_X35 control
Q33	SW	IC3 DCDC output voltage control
Q34	SW	IC4 VIN 2.6V or 2.1V control
Q35	SW	Q34 control
Q36	SW	Q35 control
Q37,38	SW	BL_14V_X35 control
Q39,40	SW	SW5V_X35 control
Q200	LOAD SW	BU3.3V_X35 ON/OFF
Q201	LOAD SW	SI ON/OFF
Q202	SW	Reset signal control sw by KEY_RESET
Q203	SW	TV_RESET signal generation
Q205	SW	KAB detect
Q208	SW	KEY_RESET detect
Q209	SW	KAB_RX invert
Q210	SW	KAB_RX 5V→3.3V
Q211	LOAD SW	BU5V for pull up ON/OFF
Q212	SW	Q211 control
Q403	SW	BT_BOOT control
Q423	SW	AV OUT AR Mute
Q424	SW	AV OUT audio Mute control
Q426	SW	AV OUT AL Mute
Q427	SW	BT_BOOT control
Q436	SW	Q437 control
Q437	LOAD SW	SD3.3V ON/OFF
Q438	SW	DVD audio Mute control
Q439	SW	DVD audio AR Mute ON/OFF
Q440	SW	DVD audio AL Mute ON/OFF
Q442,443	SW	Q446 control
Q446	SW	STEREMO KEY pull up resistor control

● SWITCH UNIT (X16-7060-10)

Ref. No.	Application / Function	Operation / Condition / Compatibility
IC920	Remote control module	Remote control sensor

● SWITCH UNIT (X16-716x-xx)

Ref. No.	Application / Function	Operation / Condition / Compatibility
IC900	Remote control module	Remote control sensor

COMPONENTS DESCRIPTION

● ELECTRIC UNIT (X34-695x-xx)

Ref. No.	Application / Function	Operation / Condition / Compatibility
IC1	Power IC	Power AMP
IC2	Multi channel Voltage Regulator	ILM8V, CD8V, A8.5V, SW5V, BU5V Power Supply
IC4	3-terminal Regulator	TMC3.3V Power Supply
IC71	Voltage Converter	+9V, -9V Power Supply
IC231	RDS Decoder IC	RDS Signal Processing etc
IC261	FM & RDS Receiver	Tuner for TMC
IC301	Electoric Vol IC	Audio Vol Control, Audio Signal Select
IC371,381,391	OP amp	5V Pre out AMP
IC401	Audio selector IC	Audio Signal Select
IC571	AND (*4) logic IC	KAB signal level shift
Q71,72		+9V, -9V Power Supply control
Q73		+9V, -9V Power Supply
Q74,75		+9V, -9V Power Supply control
Q76		-9V Power Supply
Q77,78		+9V, -9V Power Supply control
Q79		+9V Power Supply
Q80		+9V, -9V Power Supply control
Q111		Reverse Detect
Q121		Parking Detect
Q131		Illumi Detect
Q151		ACC Detect
Q201		AM+B Power Supply
Q202		AM+B Power Supply control
Q241		ANT Distributer
Q341		Preout FL mute
Q342		Preout FR mute
Q343,344		Preout mute drive
Q351		Preout RL mute
Q352		Preout RR mute
Q361		Preout SWL mute
Q362		Preout SWR mute
Q363,364		Preout mute drive
Q573,574		KAB_TX short protection
Q575		KAB+B Power Supply control
Q576		KAB+B Power Supply

● VIDEO UNIT (X35-514x-xx)

Ref. No.	Application / Function	Operation / Condition / Compatibility
IC1	Logic	Waveform shaping
IC2	Logic	AND
IC3	DCDC controller	LCD Backlight power supply
IC4	Logic	AND

COMPONENTS DESCRIPTION

Ref. No.	Application / Function	Operation / Condition / Compatibility
IC5	Logic	OR
IC6	LDO	3.3V Regulator
IC100	DCDC controller	LCD power supply, Variable LED power supply
IC101	LDO	3.3V Regulator
IC200	Logic	Panel μ COM terminal protection
IC201	Voltage detect IC	Reset signal generate at 4.4V
IC202	MCU IC	Panel system control IC
IC203	iPod Authentication Coprocessor	iPod Authentication
IC204	LDO	3.3V Regulator
IC400	OP Amp	VCOM AMP
IC401	LDO	1.8V Regulator
IC402	F ROM	Mstar FIRMWARE ROM
IC403	Logic	AND
IC404	LDO	3.3V Regulator
IC405	LDO	1.8V Regulator
IC406	LCD Controller	Croma γ T/C Scaller
IC407	Logic	AND
IC700	Logic	Inverter
Q1,2	SW	Soft start for Input power supply for LCD Backlight
Q4~6	SW	Input power supply detection
Q7	SW FET	DCDC SW FET (LCD Backlight)
Q100~103	SW	Soft Start for +18V
Q104~107	SW	Soft Start for +9.2V
Q108~110	SW	Soft Start for -6V
Q113,114	SW	Soft Start for -6V
Q115~117	SW	Soft Start for +9.2V
Q200	SW	Reset signal control for Panel μ COM
Q203	SW	Reset signal control for Panel μ COM
Q204~207	SW	Soft Start for Panel μ COM power supply
Q208	SW	Reset signal control for Panel μ COM
Q209	SW	BL_PDET signal control for Panel μ COM
Q212~218	SW	Soft Start for Panel μ COM power supply
Q219	SW	RCAM_INT signal control for Panel μ COM
Q220	SW	Soft Start for Panel μ COM power supply
Q221,222	SW	Reset signal control for Panel μ COM
Q400~403	SW	Soft Start for LCD controller power supply
Q404,405	Buffer	Buffer for temperature property absorption
Q600~605	SW	Control for touch panel
Q700	LED B lighting	LED B Constant current circuit
Q701	LED G lighting	LED G Constant current circuit
Q702	LED R lighting	LED R Constant current circuit
Q703	SW	KEY LED signal control
Q705	SW	ILL_R signal control

COMPONENTS DESCRIPTION

Ref. No.	Application / Function	Operation / Condition / Compatibility
Q706	SW	SI_SYS signal control
Q708	LED R lighting	LED R Constant current circuit
Q709	LED G lighting	LED G Constant current circuit
Q710	LED B lighting	LED B Constant current circuit

● DIGITAL I/O UNIT (X88-2080-xx)

Ref. No.	Application / Function	Operation / Condition / Compatibility
IC103	SoC IC	Processor for Digital Media
IC402,403	1Gbx8 DDR2 memory	For SoC memory
IC500,501	1Gbx8 DDR2 memory	For SoC memory
IC704	Video DA convertor	SoC RGB signal DA convert
IC705	EXOR Logic IC	SoC Video Sync signal generate
IC706	SLC NAND 256MB	SoC program memory
IC707	Inverter Logic IC	For SoC Video Sync
IC708	Regulator	For V1.8V Regulator from D3.3V
IC714	Video Decoder	IN Analog Composite and RGB video/ OUT Digital Video (BT656)

● DVD UNIT (X37-1300-00)

Ref. No.	Application / Function	Operation / Condition / Compatibility
IC1	1 chip LSI for DVD player	RF signal processing/ servo processing/ decode processing/ AV decode processing
IC5	FLASH ROM	F/W retaining (nonvolatile) for 1 chip LSI
IC10	Driver IC	Fo coil/ Tr coil/ SP motor/ SLD motor/ LO-EJ motor drive
IC54	SDRAM	Data retaining (volatile) for 1 chip LSI
IC59	1 output switching REG	3.3V→1.2V
IC61	Audio DAC	DA converter for 2ch analog audio output
Q1	Resistance built-in transistor	LO_MUTE control
Q2	Resistance built-in transistor	For FG signal
Q4	Resistance built-in transistor	DRMUTE control
Q10	Preceding transistor for APC	Laser diode luminescence amount control for CD
Q11	Preceding transistor for APC	Laser diode luminescence amount control for DVD
Q12	Latter transistor for APC	Laser diode luminescence amount control for CD
Q13	Latter transistor for APC	Laser diode luminescence amount control for DVD
Q14	MOS-FET	Laser diode ON/OFF control for CD
Q15	MOS-FET	Laser diode ON/OFF control for DVD
Q33	Transistor for CVBS output	Emitter follower for composite video output
Q34	Transistor for Pb output	Emitter follower for component/ RGB video output
Q35	Transistor for Y output	Emitter follower for component/ RGB video output
Q36	Transistor for Pr output	Emitter follower for component/ RGB video output

MICROCOMPUTER'S TERMINAL DESCRIPTION

● SYSTEM MICROCONTROLLER (X15 : IC205)

Pin No.	Pin Name	I/O	Application	Truth value table	Processing / Operation / Description
1	VREF				
2	AVCC				
3	TV_SC_DATA	I	Data input from TV μ -com		
4	TV_MC_DATA	O	Data output to TV μ -com		
5	TV_BP_CLK	O	Communication clock with TV μ -com		
6	SI (DSI)	O	SI (DSI) control		H: Off (at power-off), L: On (at power-on (in normal operation) Duty50%), Intermittent operation (2S interval, L width 100ms): Blinking (at ACC off)
7	LV5680P	O	LV5680P control		
8	R_DATA	I	"DATA" input from RDS decoder		
9	WREMO	I	Remote controller input		
10	R_QUAL	I	"QUAL" input from RDS decoder		
11	TV_MC_REQ	O	Request to TV μ -com		
12	TV_SC_CON	O	Request to start-up TV μ -com		
13	BYTE	I	External data bus width switching input		In single chip mode: Connected to VSS
14	CNVSS	I	Processor mode switching terminal		In microprocessor mode: Connected to VCC1 In single chip mode: Connected to VSS
15	XCIN		Sub-clock oscillation circuit input		32.768kHz (crystal oscillator)
16	XCOUT		Sub-clock oscillation circuit output		32.768kHz (crystal oscillator)
17	RESET		Reset input		L: Reset, H: Reset clear
18	XOUT		Main clock oscillation circuit output		12MHz (crystal oscillator)
19	VSS				
20	XIN		Main clock oscillation circuit input		12MHz (crystal oscillator)
21	VCC1				
22	NMI				
23	TV_SC_REQ	I	Request from TV μ -com		
24	R_CLK	I	Clock input from RDS decoder		
25	PANEL_DET	I	PANEL detach / attach detection		H: Detach, L: Attach
26	R_AFS_H	I/O	Time constant switching when F/E noise is detected		
27	EVOL_SCL/ASEL_SCL/ E2PROM_SCL/DSP_SCL	O	Communication clock with E-VOL		
27	EVOL_SCL/ASEL_SCL/ E2PROM_SCL/DSP_SCL	O	Communication clock with AV selector		
27	EVOL_SCL/ASEL_SCL/ E2PROM_SCL/DSP_SCL	O	Communication clock with EEP (External memory)		
27	EVOL_SCL/ASEL_SCL/ E2PROM_SCL/DSP_SCL	O	Communication clock with simplified DSP		
28	TUN_IFC	I	F/E IFC input		H: Station found, L: Station not found
29	EVOL_SDA/ASEL_SDA/ E2PROM_SDA/DSP_SDA	I/O	Communication data with E-VOL		

MICROCOMPUTER'S TERMINAL DESCRIPTION

Pin No.	Pin Name	I/O	Application	Truth value table	Processing / Operation / Description
29	EVOL_SDA/ASEL_SDA/ E2PROM_SDA/DSP_SDA	I/O	Communication data with AVSEL		
29	EVOL_SDA/ASEL_SDA/ E2PROM_SDA/DSP_SDA	I/O	Communication data with EEP (External memory)		
29	EVOL_SDA/ASEL_SDA/ E2PROM_SDA/DSP_SDA	I/O	Communication data with simplified DSP		
30	STEREMO_SW	O	Selection of STEREMO pull up resistance		H: 460Ω Toyota, Daihatsu, Nissan, Mazda, Honda, Subaru, L: 4.7kΩ Mitsubishi
31	POWER_PWM	O	Frequency control in X15_DC-DC_IC		Duty50%
32	PARKING	I	Parking detection		H: Parking is detected, L: During running
33	BEEP	O	BEEP		PWM output
34	TUN_SCL	I/O	Communication clock with tuner		
35	TUN_SDA	I/O	Communication data with tuner		
36	CAM_TX	O	Communication with optional camera		
37	VCC1				
38	CAM_RX	I	Communication with optional camera		
39	VSS				
40	WRT_SCLK	I			In standard serial I/O mode: VCC1
41	BUSY	O	BUSY signal output terminal		Used to re-write FLASH
42	TS_SDA	I/O	Communication data with electrostatic key		
43	TS_SCL	I/O	Communication clock with electrostatic key		
44	PGOOD	I	Power supply error detection		H: Normal, L: Error
45	EVOL_MUTE0/ AVOUT_MUTE	O	E-VOL_AVOUT mute		
46	TV_JUDGE	I	Determination of whether TV_BOX is a new one or old one		H: Old L: New (For K and M destinations, Hi fixed)
47	NC				
48	EVOL_MUTE0	O	E-VOL front mute		L: ON, H: OFF
49	EVOL_MUTE1	O	E-VOL rear mute		L: ON, H: OFF
50	EVOL_MUTE2	O	E-VOL SW mute		L: ON, H: OFF
51	EVOL_MUTE0	O	Mute exclusively for AF, time constant=0.5mS, DSP input mute		L: ON, H: OFF
52	EPM	I			In standard serial I/O mode: VSS
53	PRE_MUTE_SW	O	Preout mute (For sub-woofer)		
54	DSP_RST	O	Power supply control & RESET terminal for DSP, DSP Power Down		L: Reset, H: Reset clear
55	SIR_DET	I	Sirius connection detection		H: Detected
56	SIR_PON	O	Sirius power supply ON/OFF		H: ON
57	REVERSE	I	Reverse detection		L: Detected, H: Normal
58	ILLUMI	I	Illumi detection		L: ON (detected), H: OFF (not detected)
59,60	NC				
61	CE	I			In standard serial I/O mode: VCC2
62	BL_ENA	O	Backlight ON/OFF control		H: ON, L: OFF

MICROCOMPUTER'S TERMINAL DESCRIPTION

Pin No.	Pin Name	I/O	Application	Truth value table	Processing / Operation / Description
63	AM+B	O	AM power ON/OFF control		H: ON, L: OFF
64	P_START2	O	ON/OFF control in X15_DC-DC (For D1_5V OFF)		H: Start, L: Stop
65	DVS_SDA	I/O	Communication data with DVD mechanism		
66	DVS_SCL	I/O	Communication clock with DVD mechanism		
67	ATA_RST	O	DVD mechanism reset		L: Reset, H: Reset clear
68	NC				
69	EJECT	I	EJECT at OFF		L: Depression of KEY is detected
70	SRC	I	SRC at OFF		L: Depression of KEY is detected
71	SYS_VMUTE	O	Video MUTE terminal (Power supply system)		H: Mute OFF, L: Mute ON
72	I2C_RELEASE	I	Used when writing the data in PSoC		L: Normal, H: When writing the data in PSoC (Stop controlling entire I2C and switch TS_RST terminal to input within 1s)
73	P_RESET#	O	Reset request to peripheral circuits		L: Reset, H: Reset clear
74	AVIN2_SW	O	Turn on/off the video isolation circuit when using iPod dedicated video input is used as AVIN2		H: When AVIN2 is selected L: When iPod is selected
75	CAM_INT	O	Camera interruption setting on/off		H: Switch to rear view camera screen
76	TS_RST	O	Touch sensor reset		H: Reset, L: Cancel reset
77	EJECT_ILLUMI_ON	O	ON/OFF of DISC slot illuminator		H: ON, L: OFF
78	TILT_SPEED	O	Tilt mechanism power supply switching		
79	TMOTOR_M	O	Tilt control of tilt mechanism		
80	TMOTOR_P	O	Tilt control of tilt mechanism		
81	SYS_SREQ	O	Request to Telechips		
82	RST_MD	O	Activation request to Telechips		H: Activation request
83	TCC_DOWN	O	Shutdown request to Telechips		L: Shutdown request
84	TCC_STATUS	I	Telechips status indication		H: Normal, L: Error
85	VCC2				
86	P_START	O	ON/OFF control in X15_DC-DC		H: Start, L: Stop
87	VSS				
88,89	NC				
90	ACC_DET	I	ACC detection		H: ACC reduce voltage is detected, L: Normal
91	BU_DET	I	Backup power supply detection		H: Backup reduce voltage is detected, L: Normal
92	PRE_MUTE_FR	O	Preout mute (For front and rear)		H: ON, L: OFF
93	(GPS_RST#)	O	Reserve (GPS reset output)		L: Reset, H: Reset clear
94,95	NC				
96	TS_DET	I	Interruption request from electrostatic touch key		H: Detected
97	SYS_MREQ	I	Request from Telechips		
98	SW_A	I	Panel release key detection		
99	(Moni_RST)	O	Reserve (Moni ucom Reset)		L: Reset, H: Reset clear
100	SYS_SDATA	O	Communication data to Telechips		

MICROCOMPUTER'S TERMINAL DESCRIPTION

Pin No.	Pin Name	I/O	Application	Truth value table	Processing / Operation / Description
101	SYS_MDATA	I	Communication data from Telechips		
102	SYS_CLK	I	Communication clock from Telechips		
103	TYPE_EXCELON	I	eXcelon	①	H: eXcelon
104	TYPE0	I	Type2 destination detection	①	
105	TYPE2	I	For destination setting	①	
106	TYPE_OEM	I	DOP	①	
107	TYPE_M/E	I	Mid/Entry	①	H: Mid, L: Entry
108	TYPE_TDF	I	TDF/Fix	①	H: TDF, L: FIX
109	TYPE_BT	I	BT included or not	①	H: With BT, L: Without BT
110	SW14V	O	SW14V ON/OFF		H: ON, L: OFF
111	BU3_3_SW	O	Reduction of current consumption while OFF		H: ON 3.3V, L: OFF 2.7V
112	X35P_ON	O	X35 power supply control for TDF model		H: ON, L: OFF
113	RELAY_DET1	I	Relay ① output error detection (Short circuit, over current)		At RELAY_SW1 Hi L: Normal, H: Error (At SW1 Low: Hi)
114	RELAY_SW1	O	Relay ① control		H: Relay ON, L: Relay OFF
115	RELAY_DET2	I	Relay ② output error detection (Short circuit, over current)		At RELAY_SW2 Hi L: Normal, H: Error (At SW2 Low: Hi)
116	GPS_PON	O	GPS_ON/OFF control		H: ON, L: OFF
117	RELAY_SW2	O	Relay ② control		H: Relay ON, L: Relay OFF
118	PWIC_STBY	O	Power IC standby control		H: ON, L: OFF
119	PWIC_MUTE	O	Power IC audio mute control		H: OFF, L: ON
120	PWIC_DC_DET	I	DC offset detection in SP output		When DC offset is detected: LOW
121	TILT_POSI	I	Panel mechanism tilt detection		
122	TUN_SMET	I	S-meter input		
123	R_NOISE	I	FM noise input		
124	LINE_MUTE	I	LINE-MUTE input detection		Normal: 1.6V, TEL MUTE: 1V or less, NAVI MUTE: 2.5V or more
125	STEREMO_KEY1	I	Steering remote control KEY1 input		
126	STEREMO_KEY2	I	Steering remote control KEY2 input		
127	AVSS				
128	P_ON	O	SW power supply ON/OFF control		H: ON, L: OFF

MICROCOMPUTER'S TERMINAL DESCRIPTION

Truth value table

① Destination setting

	MODEL	Destination	TYPE_M/E	TYPE2	TYPE0		TYPE_BT	TYPE_EX- CELON	TYPE_TDF	TYPE_OEM
					DOWN	UP				
0-10	DNX6980	K (eXcelon)	0	0	10k	None	1	1	0	0
0-11	DNX6180	K	0	0	10k	None	1	0	0	0
	DNX6040EX	K2	0	1	10k	None	1	0	0	0
3-21	DNX5480BT	R	0	0	None	10k	1	0	0	0
2-71	DNX5280BT	E	0	0	2k	10k	1	0	1	0
3-81	DNX5580BT	Q	0	0	5.1k	10k	1	0	1	0
0-71	DNX5380BT	X	0	0	51k	10k	1	0	1	0
0-12	DNX5180	K	0	0	10k	None	0	0	0	0
0-21	DNX5380	M	0	0	10k	10k	0	0	1	0
0-22	DNX5380M	M2	0	1	10k	10k	0	0	1	0
3-01	DNX5380	V	0	0	20k	10k	0	0	1	0
2-72	DNX4280BT	E	0	0	2k	10k	1	0	0	0
0-10	DNX7180	K	1	0	10k	None	1	0	0	0
2-71	DNX7280BT	E	1	0	2k	10k	1	0	1	0
0-21	DNX7380BT	M	1	0	10k	10k	1	0	1	0
0-22	DNX7380BTM	M2	1	1	10k	10k	1	0	1	0
0-71	DNX7380BT	X	1	0	51k	10k	1	0	1	0
3-21	DNX7480BT	R	1	0	None	10k	1	0	1	0

● PANEL MICROCONTROLLER (X35 : IC202)

Pin No.	Pin Name	I/O	Application	Truth value table	Processing / Operation / Description
1,2	NC	-			
3	R_VOL-	-	Rotary encoder Vol_DOWN		sheet: Rotary SW
4	R_VOL+	-	Rotary encoder Vol_UP		sheet: Rotary SW
5	REMO	I	Remote controller control		
6	BYTE	I	Bus width selection: Not used (Fixed to VSS)		
7	CNVSS	I	Boost mode selection		Vcc+RESET: Hi, flash writing-in
8,9	NC	-			
10	RESET	I	Reset terminal		
11	XOUT	O	Crystal CLK_OUT		
12	VSS	-			
13	XIN	I	Crystal CLK_IN		12.000MHz
14	VCC1	-			
15	NMI	I			

MICROCOMPUTER'S TERMINAL DESCRIPTION

Pin No.	Pin Name	I/O	Application	Truth value table	Processing / Operation / Description
16~19	NC	-			
20	BL_SYNC	O	Sync signal		
21	NC	-			
22	BL_PWM	O	Backlight luminance control		
23	BL_ENA	O	Backlight on / off control		Hi: ON
24	NC	-			
25	BL_SW	O	For LED driver F.R. frequency switching		
26~28	NC	-			
29	FLASH_DO	O	For writing data in FLASH		
30	FLASH_DI	I	For writing data in FLASH		
31	FLASH_CLK	I	For writing data in FLASH		
32	BUSY	O			
33~38	NC	-			
39	EPM	I	For writing data in FLASH		While writing: Lo
40~43	NC	-			
44	CE	I			While writing: Hi
45	PANEL_SDATA	O	SoC communication data output		
46	PANEL_MDATA	I	SoC communication data input		
47	PANEL_MCLK	I	SoC communication clock input		
48~50	NC	-			
51	PON_VD5.0V	O	VD5V SS circuit control		Hi: ON
52	RCAM_INT	I	RCAM interruption at start-up		Lo: Set RCAM, MST to RCAM
53	NC	-			
54~56	TYPE0~TYPE2	I	Destination setting	①	sheet: Type
57~59	NC	-			
60	VCC2	-			
61	NC	-			
62	VSS	-			
63	NC	-			
64	PANEL_SREQ	O	SoC communication request		
65	PANEL_MREQ	I	SoC communication request		
66	BL_PDET	I	Backlight power supply power reduction detection		Hi: BL_ENA can be set to Hi, Lo: Power supply power reduction detection → BL_ENA: Lo
67	CP_RESET	O	IC control for IPOD authentication RESET		Lo: RESET
68	CP_SDA	I/O	IC control for IPOD authentication I2C DATA		
69	CP_SCL	I/O	IC control for IPOD authentication I2C CLK		
70	NC	-			
71	MST_RESET	O	MST7912 RESET		Lo: RESET
72	MST_WAIT	I	MST7912 communication Wait		Lo: MST_I2C command transmission stop
73	PANEL_VMUTE	O	LCD display VMUTE control		Lo: VMUTE
74	NTSC/PAL	I	RCAM NTSC / PAL determination		Hi: NTSC, Lo: PAL

MICROCOMPUTER'S TERMINAL DESCRIPTION

Pin No.	Pin Name	I/O	Application	Truth value table	Processing / Operation / Description
75	MST_SDA	I/O	MSTAR_SI2C_data		100k Other restrictions apply
76	MST_SCL	O	MSTAR_SI2C_clock		100k Other restrictions apply
77	MST_WP	I/O	MST7912 external flash WRITE protection		In normal operation: Input Hi: MST_I2C command transmission stop When writing-in adjustment value: Output Hi: WRITE protection cancel
78,79	NC	-			
80	SRC	I	At PON only		Hi: ON
81	EJECT	I	At PON only		Hi: ON
82,83	NC	-			
84	IPOD_AVIN (NC)	-			
85	ILL_R	O	Blinking		Test_Mode: Blinking, Hi: ON
86	KEY	I	KEY for Entry		
87	Y1	O	For touch panel control		
88	Y0	O	For touch panel control		
89	X1	O	For touch panel control		
90	X0	O	For touch panel control		
91	YDATA_D	I	For touch panel control		
92	XDATA_D	I	For touch panel control		
93	YDATA_U	I	For touch panel control		
94	AVSS	-			
95	XDATA_U	I	For touch panel control		
96	VREF	-			
97	AVCC	-			
98	PULL_UP_ON	O	For touch panel control		
99	TP_PRESS	O	For touch panel control		
100	NC	-			

Truth value table

① Destination setting (54pin: Type0, 55pin: Type1, 56pin: Type2)

Destination		TYPE2	TYPE1	TYPE0
DNX4/5/6 (Entry)	K (eXcelon)/K/K2/R/ER (FIX)	0	0	0
	E/Q (TDF)		0	1
	M/M2/V/X (TDF/Swichable)		1	0
	Not used		1	1
DNX7 (Mid)	K (eXcelon)/K/K2/R/ER (FIX)	1	0	0
	E/Q/M/M2/V/X (TDF)		0	1
	Not used		1	0
	Not used		1	1

TEST MODE

1 General information

1.1 Purpose

The purpose of this document is to define the items required for the test mode used at the manufacturing process and service stations for 11 Visual Mid / Entry model.

1.2 Scope of application

This document is applied for the models described in Table 1.2.1. (This document also describes the presence or absence of the functions related to the Test mode.)

Model type	Destination	Model Name	Panel mechanism	Attachable/detachable panel	BT Built-in	Ext SW	Electro-static touch	DivX	KAB I/F	DSP	Steering Remote	TMC Tuner	SD Slot
DNX (Mid)	K	DNX7180	○	×	○	○	○	×	○	○	×	○	○
	R	DNX7480BT	○	×	○	○	○	○	×	○	×	×	○
	E	DNX7280BT	○	○	○	○	○	○	○	○	×	○	○
	M	DNX7380BT	○	○	○	○	○	○	×	○	○	○	○
	M2	DNX7380BTM	○	○	○	○	○	○	×	○	○	×	○
	X	DNX7380BT	○	○	○	○	○	○	×	○	○	×	○
DNX (Entry)	K	DNX6980	×	×	○	×	×	×	○	×	×	○	○
	K	DNX6180	×	×	○	×	×	×	○	×	×	○	×
	K2	DNX6040EX	×	×	○	×	×	×	○	×	×	○	×
	R	DNX6480BT	×	×	○	×	×	○	×	×	×	×	○
	E	DNX5280BT	×	○	○	×	×	○	○	×	×	○	○
	Q	DNX5580BT	×	○	○	×	×	○	×	×	×	○	○
	X	DNX5380BT	×	○	○	×	×	○	×	×	○	×	○
	ER	DNX4280BT	×	×	○	×	×	○	×	×	×	○	×
	K	DNX5180	×	×	×	×	×	×	○	×	×	×	×
	M	DNX5380	×	○	×	×	×	○	○	×	○	○	○
	M2	DNX5380M	×	○	×	×	×	○	○	×	○	×	○
	V	DNX5380	×	○	×	×	×	○	○	×	○	×	○

Table 1.2.1 Model List of 11 Visual Mid/Entry model

1.3 Outline

This section describes the Test mode of the 11 Visual Mid/Entry model regarding the display specifications, the specifications of the operation with the key remote controller, and the details of its behavior.

2 Test Mode specification

2.1 Operations

The system can be transferred to the Test mode with the following two approaches:

Regardless of the ON/OFF status of security, the system can be transferred to the Test mode with one of the following operations.

- Start the system by pressing [Reset] key while pressing the following keys.
Mid : [MENU] + [ATT]
Entry : [Eject] + [SCRN]
- Input [2] → [▶▶] → [3] with the remote controller (SW: AUD) into the standby source.

While in the test mode, flash ILLUMI of the EJECT port in 1 sec intervals regardless of the panel position (only Mid).

In the Test mode, the LED for SI flickers at regular intervals.

Panel: Flash (all models)

Sub panel: Turn off when panel is attached. Flash when panel is detached. (Only for attachable/detachable model)

When starting in the Test mode, the illumi is turned ON in white.

Turn the system OFF in 30 minutes when it is started in the Test mode.

Continue the test mode by ACC OFF/ON. Clear the test mode by Reset.

2.2 Specification of screens

This section describes the Test mode functions available in each screen. (The screen layout may differ from the real system.)

TEST MODE

2.2.1 Test Mode Main screen

The Test Mode Main screen is displayed after transferring to the test mode.

Contents of the display shown in the Test Mode Main screen are described in Figure 2.2.1.

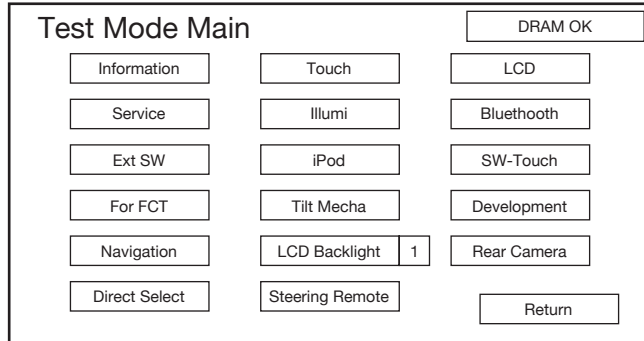


Figure 2.2.1 Test Mode Main screen

Key Specification

- Information : Transfer to Information screen.
 - Service : Transfer to Service screen.
 - Ext SW * : Start Ext SW test.
 - For FCT * : Switch 2ZONE and BASS settings.
 - Navigation : Transfer to Navigation Test screen.
This key is displayed in red when starting up the Navigation.
 - Direct Select : Transfer to Top Menu screen of the product mode.
 - Touch : Transfer to Touch Adjust screen.
 - Illumi * : Transfer to Illumi Adjust screen.
 - iPod : Transfer to iPod screen.
 - Tilt Mecha * : Transfer to Tilt Mecha Adjustment screen.
 - Steering Remote * : Transfer to Steering Remote test screen. (start Steering Remote test)
 - LCD : Transfer to the LCD Adjustment screen.
 - Bluetooth * : Transfer to Bluetooth screen.
This key turns red after the completion of Flash memory initialization in Bluetooth Module.
 - SW-Touch * : Transfer to SW-Touch Confirmation screen.
 - Development : Transfer to Development screen.
 - Rear Camera * : Start CMOS-300 communication line test.
Note: ID setting for the CMOS-300 shall be "1".
 - Return : Transfer to product mode screen.
- *: Item for which key becomes disabled depending on the model.

2.2.1.1 Ext SW test

When [Ext SW] key is pressed, Ext SW1/ Ext SW2 terminals are controlled as shown in figure 2.2.1.1-A.

This test is disabled for the models with "X" listed in the Ext SW column of Table 1.2.1.

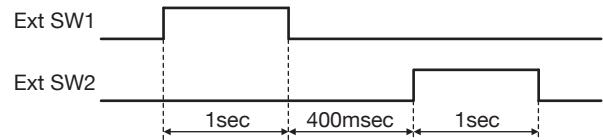


Figure 2.2.1.1-A Output Waveform for Ext SW Test

If over current is detected, output from the terminal is terminated and transfer to Error screen shown in Figure 2.2.1.1-B.

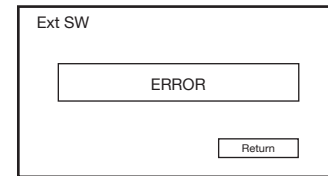


Figure 2.2.1.1-B Ext SW Error screen

Key Specification

Return : Transfer to Test Mode Main screen.

2.2.1.2 For FCT

Switch the setting for 2ZONE and BASS as shown below every time [For FCT] key is pressed.

2ZONE ON/ ALL FLAT → 2ZONE OFF/ BASS ON → 2ZONE OFF/ ALL FLAT → 2ZONE ON/ ALL FLAT → . . .

This test is disabled for the models with "x" listed in the DSP column of Table 1.2.1.

Set the setting when the BASS ON as in Table 2.2.1.2-A.

DSP	BASS frequency	Level
Model with Simple DSP	250Hz	+8dB
Model without DSP	This function is not necessary	

Table 2.2.1.2-A Setting when BASS ON

Switch the color of [For FCT] key as in Table 2.2.1.2-B so current status is visible.

Status	[For FCT] key color
2ZONE ON/ ALL FLAT	Red
2ZONE OFF/ BASS ON	Green
2ZONE OFF/ ALL FLAT	Same as other key

Table 2.2.1.2-B [For FCT] key color for each status

TEST MODE

2.2.1.3 CMOS-300 communication line test

Start the communication with CMOS-300 by pressing [Rear Camera] key.

When the communication is successful, “OK” is displayed, and if it has failed, “NG” is displayed (refer to the Figure 2.2.1.3).

This test is disabled for the models with “×” listed in the Ext SW column of Table 1.2.1.

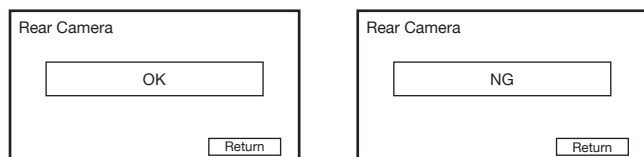


Figure 2.2.1.3 CMOS-300 communication line test result screen

Key Specification

Return : Transfer to Test Mode Main screen.

2.2.1.4 Direct Select

It will transfer to Top Menu screen of product mode while continuing in the test mode when [Direct Select] key is pressed.

The following operation is transferred to Test Mode Main screen while displaying the GUI screen of the product mode.

- Press the [MENU] key in the panel ([MENU] key at the bottom left of the screen will operate as normal even during the test mode)
- Press Tenkey4 on the remote controller

2.2.1.5 DRAM Check

Display the DRAM Check result at the top right of the Test Mode Main screen. (For details about the DRAM Check result, refer to the Table 2.2.1.4)

DRAM Check result	Displayed character string	Background color of the character string
OK	DRAM OK	No specification
NG	DRAM NG	Red

Table 2.2.1.4 DRAM Check result display

Check method

- ① Transfer to the test mode. (At this time, “DRAM NG” is displayed at the top right of the screen, but ignore it here)
- ② Perform ACC OFF/ON.
- ③ Test Mode Main screen is displayed. Display at this time is the result of DRAM check.

2.2.1.6 LCD Backlight automatic adjustment value display

Display the current LCD Backlight automatic adjustment value close to the [LCD Backlight] key.

Make the display region red when the automatic adjustment value is not between 2 and 8.

2.2.2 Information screen

This screen is to display such information as version number and other conditions.

The contents displayed on the Information screen are shown in Figure 2.2.2.

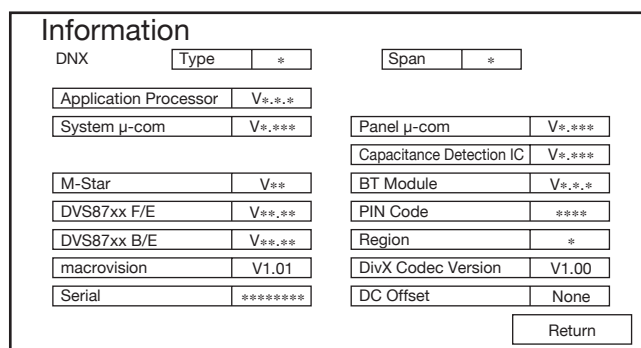


Figure 2.2.2 Information screen

Key Specification

Return : Transfer to Test Mode Main screen.

Hide “Capacitance Detection IC” for the models with “×” listed in the Electrostatic touch column of Table 1.2.1.

Hide “BT Module” and “PIN Code” for the models with “×” listed in the BT built-in column of Table 1.2.1.

Hide “DivX Codec Version” for the models with “×” listed in the DivX column of Table 1.2.1.

2.2.3 Service screen

This screen is to show a variety of service information.

The contents displayed on the Service screen are shown in Figure 2.2.3.

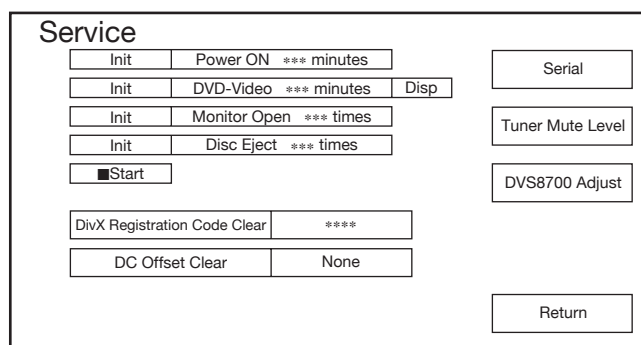


Figure 2.2.3 Service screen

TEST MODE

Key Specification

- Init** : Select the item to initialize. (selection will be cancelled by pressing it again)
- **Start** : Initialize the information of the item selected by pressing [Init] key.
- Disp** : Display switching of the disc play back time.
DVD-Video → CD → VCD → Media Disc → DVD Video → ...
- Serial** : Transfer to the Serial No. Writing-in screen.
- Tuner Mute Level**
: Transfer to Tuner Mute Level Adjustment screen.
- DVS8700 Adjust**
: Transfer to DVS8700 Adjustment screen.
- DivX Registration Code Clear**
: Clear DivX Registration Code.
Note: Eject the disc before performing this operation.
- DC Offset Clear**
: Clear the DC Offset information stored in the non-volatile memory.
- Return** : Transfer to Test Mode Main screen.

2.2.3.1 DivX Registration Code

Since the Registration Code cannot be displayed constantly after the model is made to be compatible with Ver3.0, the following status of the DivX is displayed instead.

- Activate
- Deactivate
- None (In factory default condition or when the code is cleared)

Hide this item for the models with “×” listed in the DivX column of Table 1.2.1.

2.2.3.2 DC Offset

Display DC Offset detection information (for details of display, refer to the Table 2.2.3.2).

Details of display	DC Offset detection status
None	DC Offset not detected
Detect (x)	DC Offset detected (x = 0 to 3: Number of capacitor leak detection)

Table 2.2.3.2 Display regarding DC Offset

2.2.3.3 Service Information

Power ON time, Disc play back time, Monitor Open count, and Disc Eject count are displayed.

Display fixed characters “Monitor mecha don’t exist” in the number of Monitor Open for the models with “×” listed in the Panel mechanism column of Table 1.2.1.

2.2.3.4 Power on log

Display if the unit was powered on or not.

Details of display are as following.

Power Detected: Has power on log.

No Detection: Does not have power on log.

2.2.3.5 Serial No. Entry screen

Enter the serial number of each set from this screen.

The Serial No. Entry screen is shown in Figure 2.2.3.5.

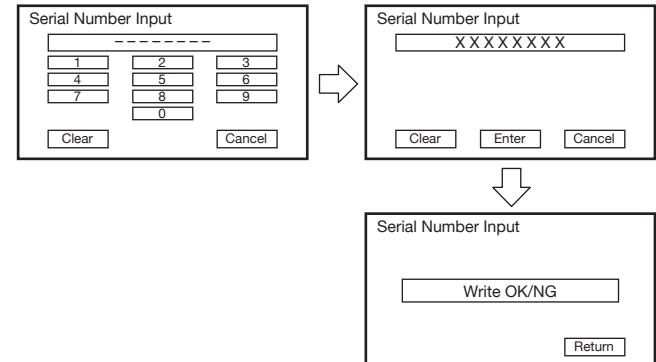


Figure 2.2.3.5 Serial No. Entry screen

Key Specification

0~9 : 10key used to enter the serial number.

Clear : Clear the serial number being input.

Cancel : Transfer to Service screen.

Enter : Start entering the serial number.

Return : Transfer to Service screen.

* Background color will be blue when “Write OK” is displayed.

* Background color will be red when “Write NG” is displayed.

* When “Write NG” is displayed after pressing the [Enter] key, enter the Test mode again to start from the beginning.

2.2.3.6 Tuner Mute Level Adjustment screen

Perform adjustment of the Mute Level memorized in the nonvolatile memory of Tuner F/E.

The Tuner Mute Level screen is shown in Figure 2.2.3.6.

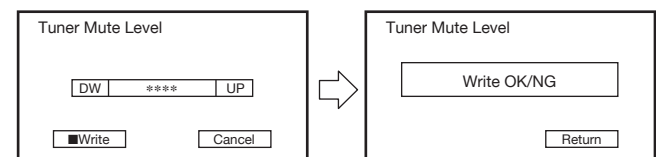


Figure 2.2.3.6 Tuner Mute Level Adjustment screen

TEST MODE

Key Specification

UP : Mute Level Up

DW : Mute Level Down

■Write : Write to the nonvolatile memory.

Cancel : Transfer to Service screen.

Return : Transfer to Service screen.

* Background color will be blue when “Write OK” is displayed.

* Background color will be red when “Write NG” is displayed.

* When adjusting the Tuner Mute Level, perform with the following condition.

Set the frequency before transferring to the Tuner Mute Level adjustment screen. (Even after completing adjustment, the frequency remains the same.)

Audio Source : Tuner

LOUD : OFF

Volume : Step30

Frequency : Default value of the set

2.2.3.7 DVS8700 Adjustment screen

This is to display DVS-8700 Servo Adjustment screen.

The DVS8700 Adjustment screen is displayed in Figure 2.2.3.7.

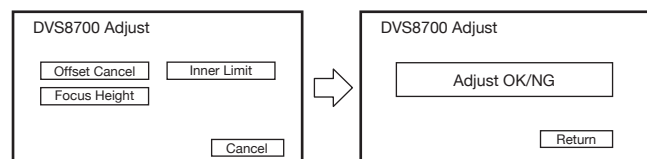


Figure 2.2.3.7 DVS-8700 Adjustment screen

Key Specification

Offset Cancel

: Start the Offset Cancel Adjustment.

Note: Active only when there is no disc and not adjusting.

Inner Limit : Start the Inner Limit Adjustment.

Note: Active only when there is no disc and not adjusting.

Focus Height

: Start the Focus Height Adjustment.

Note: Active only when there is disc, not adjusting, and mechanism power off.

Cancel : Transfer to Service screen.

Return : Transfer to the DVS8700 Adjustment screen. (left screen in Figure 2.2.3.7)

* Background color will be blue when “Adjust OK” is displayed.

* Background color will be red when “Adjust NG” is displayed.

2.2.4 Touch Adjust screen

Fine-tune the variations of touch feeling in of each set.

Touch 2 markers one by one, and the adjustment is completed when the “Write OK” is shown on the screen.

If the “Write NG” is shown, transfer to the Test mode again to re-start the adjustment from the first step.

The Touch Adjustment screen is shown in Figure 2.2.4.

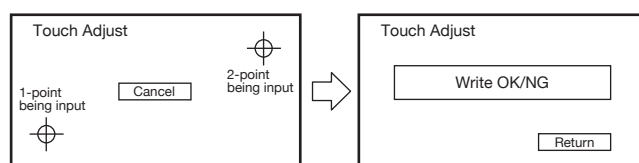


Figure 2.2.4 Touch Adjust screen

Key Specification

Cancel : Transfer to Test Mode Main screen.

Return : Transfer to Test Mode Main screen.

* Background color will be blue when “Write OK” is displayed.

* Background color will be red when “Write NG” is displayed.

2.2.5 Illumi Adjust screen

This screen is used to adjust the white color of the key illumi.

This test is not performed for the models with “×” listed in the Electrostatic touch column of Table 1.2.1.

The Illumi Adjustment screen is displayed in Figure 2.2.5.

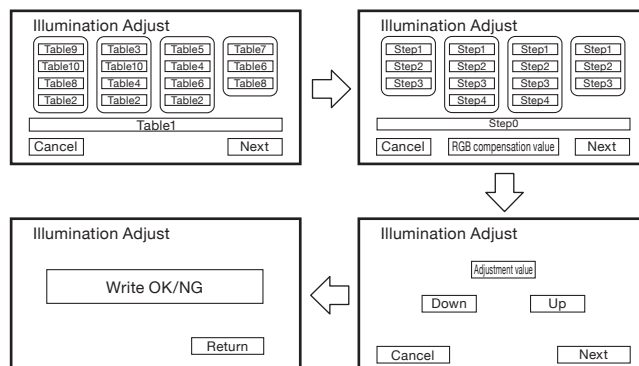


Figure 2.2.5 Illumi Adjustment screen

TEST MODE

Key Specification

Next : Transfer to the next Adjustment screen.
 Cancel : Transfer to the previous Adjustment screen.
 (Transfer to the Test Mode Main screen while displaying the top left screen of Figure 2.2.5)
 Table1~10 : Selection of table for key illumi.
 Step0~4 : Fine tuning.
 Down/Up : Right and Left Adjustment.
 Return : Transfer to Test Mode Main screen.

- * Background color will be blue when “Write OK” is displayed.
- * Background color will be red when “Write NG” is displayed.

2.2.6 iPod screen

Check communication for iPod authentication.
 The iPod Authentication Chip Confirmation screen is displayed in Figure 2.2.6.
 Switch to video connected to the iPod video line by pressing the [iPod V-Play] key. (Switching to iPod video can be performed regardless of connection with the iPod.)

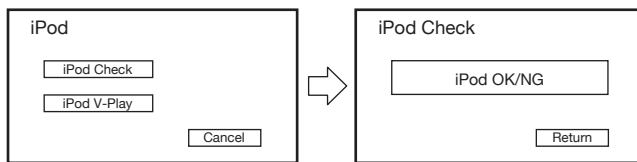


Figure 2.2.6 iPod screen

Key Specification

iPod Check : Start the verification operation check of the iPod verification chip.
 iPod V-Play : Transfer to iPod video screen.
 Cancel : Transfer to Test Mode Main screen.
 Return : Transfer to iPod screen. (left of Figure 2.2.6)

- * Background color will be blue when “Write OK” is displayed.
- * Background color will be red when “Write NG” is displayed.

[iPod V-Play] key operation specification

A key to play back the Video contents in the iPod with 1 operation.

Following sequence of operation is performed by pressing the [iPod V-Play] key.

- ① Turn ON the [Video] key in the iPod Source Control screen
- ② Select “Movie” in the Video contents List screen

- ③ Select the first file (start play back)

Transfer to Test Mode Main screen by pressing the [MENU] hard key from the iPod video screen.

2.2.7 LCD Adjustment screen

This screen is used to perform adjustment of LCD.
 The displayed contents of the LCD Adjustment screen is displayed in Figure 2.2.7.

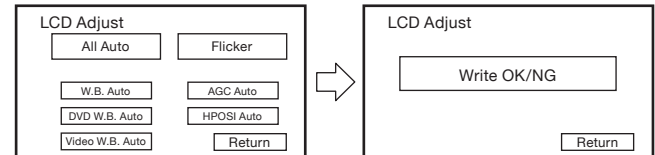


Figure 2.2.7 LCD Adjustment screen

Key Specification

All Auto : Start Auto Adjustment. (The following five Auto adjustments are executed continuously)
 W.B. Auto : Start the W.B. Auto adjustment.
 AGC Auto : Start the AGC Auto adjustment.
 DVD W.B. Auto : Start the DVD W.B. Auto adjustment.
 HPOSI Auto : Start the HPOSI Auto adjustment.
 Video W.B. Auto : Start the Video W.B. Auto adjustment.
 Flicker : Transfer to the Flicker Adjustment screen.
 Return : Transfer to Test Mode Main screen.

- * Background color will be blue when “Write OK” is displayed.
- * Background color will be red when “Write NG” is displayed.

Set the DVD wallpaper to color bar with this adjustment screen.

10 model was adjusting the W.B. adjustment and HPOSI adjustment with the Navigation video, but 11 model will not perform W.B. adjustment or HPOSI adjustment with the Navigation video.

2.2.7.1 Flicker Adjustment screen

This screen is used to perform adjustment of the Flicker.
 Transfer to this screen also when Tenkey0 on the remote controller is pressed.

The displayed contents of the Flicker Adjustment screen are displayed in Figure 2.2.7.1.

TEST MODE

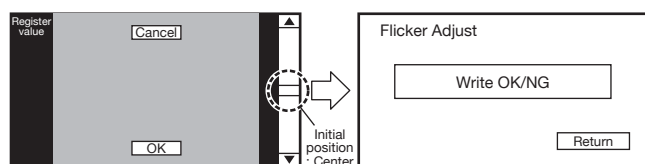


Figure 2.2.7.1 Flicker Adjustment screen

Key Specification

Scroll bar : Flicker Adjustment. (The topmost part is MIN and the lowermost part is MAX.)

Touching an arbitrary part sets a preset value according to the places.

Cancel : Transfer to the LCD Adjustment screen.

OK : Start the Writing-in operation in the nonvolatile memory.

Return : Transfer to the LCD Adjustment screen.

* Background color will be blue when “Write OK” is displayed.

* Background color will be red when “Write NG” is displayed.

With the 10 model, flicker adjustment screen (left of the Figure 2.2.7.1) was drawn by the M-STAR, but it will be drawn by the Application Processor (Telechips) for the 11 model.

2.2.8 Tilt Mecha Adjustment screen

This screen is used to perform adjustment of the Panel Mecha.

The Tilt Mecha Adjustment screen is displayed in Figure 2.2.8.

This adjustment is not performed for the models with “×” listed in the Panel mechanism column of Table 1.2.1.

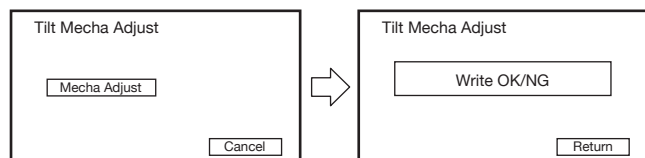


Figure 2.2.8 Tilt Mecha Adjustment screen

Key Specification

Mecha Adjust : Start the panel mechanism adjustment.

Cancel : Transfer to Test Mode Main screen.

Return : Transfer to Test Mode Main screen.

* Background color will be blue when “Write OK” is displayed.

* Background color will be red when “Write NG” is displayed.

NG is displayed in any one of the following conditions: (It is not written to the nonvolatile memory when NG is displayed)

- Failed to write to the nonvolatile memory
- When acquired value of voltage is 0.268V or more during Open
- When acquired value of voltage is less than 4.160V or more than 4.376V during Close

In the case of NG, check that the mechanism position adjustment jig is properly mounted and restart from the beginning by re-entering the test mode.

2.2.9 Bluetooth screen

Perform check of the communication with the Parrot Module, LOOPBACK test (check of the audio line), RF test, and initialization of the flash memory. Figure 2.2.9 shows the Bluetooth screen.

This test is not performed for the models with “×” listed in the BT built-in column of Table 1.2.1.

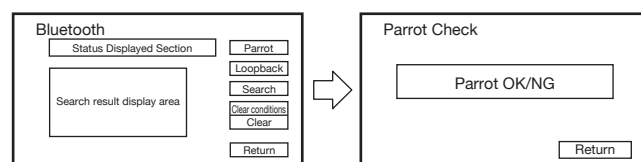


Figure 2.2.9 Bluetooth screen

Key Specification

Parrot : Start the communication check with the Parrot Module (notify the result in the Parrot Check screen)

Loopback : Initiate the LOOPBACK test.

Search (Cancel)

: Initiate the peripheral device search.

Device search is force-quit when this key is pressed while searching peripheral devices.

Clear : Initialize the flash memory and to set “0000” in PIN Code.

Return : Transfer to previous screen. (Transfer to Test Mode Main screen while displaying the left screen of Figure 2.2.9)

Status display specification

Loopback Testing... : The LOOPBACK test is running.

Searching... : Searching peripheral devices.

Search End : End peripheral device search.

TEST MODE

Clear status display specification

Clearing... : Performing initialization of the flash memory and overwriting the PIN Code setting value.

Clear OK : Initialization of the flash memory and overwriting of the PIN Code setting value have been successfully completed.

Clear NG : Initialization of the flash memory and overwriting the PIN Code setting value have failed.

* Background color will be blue when “Parrot OK” is displayed.

* Background color will be red when “Parrot NG” is displayed.

Audio line check

LOOPBACK test is started when the [Loopback] key is pressed and “Loopback Testing...” is displayed on the status display area.

RF test

Press the [Search] key and check that the peripheral Bluetooth devices are searched in the search result display area. End the search operation when 1 device is detected.

Initialization of flash memory

Flash memory is initialized and setting value of PIN Code is set to “0000” when the [Clear] key is pressed.

It is completed when “Clear OK” is displayed.

If “Clear NG” is displayed, perform from the beginning by re-entering the test mode.

2.2.10 SW-Touch check screen

Determine the sensitivity of the electrostatic touch key.

The content of SW-Touch check screen is shown in Figure 2.2.10.

This test is not performed for the models with “×” listed in the Electrostatic touch column of Table 1.2.1.

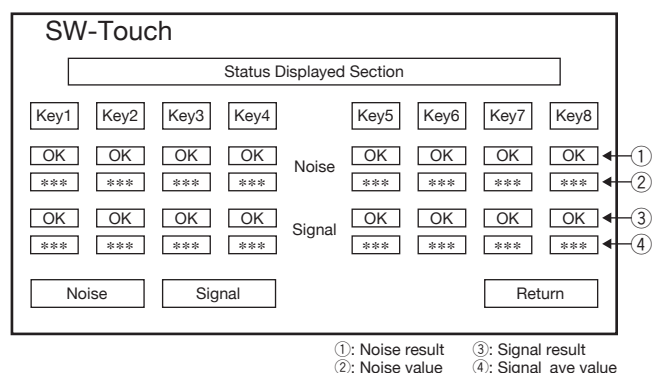


Figure 2.2.10 SW-Touch check screen

Key Specification

Noise : Start the Noise test.

Signal : Start the Signal test.

Return : Transfer to Test Mode Main screen.

Status display specification

Push Noise Button

: Display once the preparation of Noise test is completed.

Wait (Please do not touch key.)

: Display during the Noise test. (Do not touch the electrostatic touch key during the test)

Please set JIG & Push Signal button

: Display once the preparation of Signal test is completed.

Wait : Display during the Signal test.

End : Display once the Signal test is completed.

Noise result/ Signal result display specification

OK : Display when the test result is OK. Background of display area is blue at this point.

NG : Display when the test result is NG. Background of display area is red at this point.

*** : Display until the test result is obtained.

Noise value/ Signal ave value display specification

*** : Display each value at the end of the test. Display “***” until the test result is obtained.

Test procedure

- When the [SW-Touch] key in the Test Mode Main screen is pressed, it will transfer to the SW-Touch check screen and move the panel to the EJECT position at the same time.
- Once it is ready for the Noise check, “Push Noise Button” is displayed in the status display.
- After the [Noise] key is pressed, data of 3000 samples for the time each Key is not pressed is acquired, and Noise value = Count Data_Max – Count Data_Min are calculated for each Key.
“Wait (Please do not touch key.)” is displayed in the status display area during the test.
- “OK” is displayed in the Noise result display area for each Key when the Noise value is 25 or less. “NG” is displayed in the Noise result display area for each Key when the Noise value is larger than 25.
- “Please set JIG & Push Signal button” is displayed in the status display area at the time calculation results are obtained.
- Once “Please set JIG & Push Signal button” is displayed in the status display area, tester will move the dummy finger close to each Key.

TEST MODE

- After pressing the [Signal] key, acquire 100 samples of the data for each Key, and calculate its average (Signal_ave). "Wait" is displayed in the status display area during the test.
- Display "OK" in the Signal result display area for each Key if the Signal_ave/ Noise \geq 7.
- Display "NG" in the Signal result display area for each Key if the Signal_ave/ Noise $<$ 7.
Display "End" in the status display area once all the results for each Key are displayed.
- Make it so that re-test of the Key that was NG as a result of the Signal test is possible.
The following is the procedure for the re-test.

- Touch the electrostatic touch key to re-test. (Simultaneous re-test is possible when there are multiple electrostatic touch keys to re-test.)
 - Press [Signal] key. This will start the re-test of the Key that was NG with the previous Signal test (sampling numbers, calculation method of values, criteria for determining OK/NG for the re-test will be same as normal.)
"Wait" is displayed in the status display area, "**" in the Signal result display area, and "***" in Signal_ave value display area during the re-test.
 - "End" is displayed in the status display area and test result is displayed in the Signal result display area once the re-test is completed.
- It will transfer to Test Mode Main screen and the panel is moved to the default position when the [Return] key is pressed.

2.2.11 Development screen

This is a screen to display the table for multiple key pressing specification. Also, make this screen possible to start from bmp_View.exe.

Figure 2.2.11-A shows the display with the Development screen (list contents of Table 2.3.2).

Development

Operation	Key (Mid)	Key (Entry)
Test Mode ON	MENU + ATT + Reset	Eject + SCRN + Reset
Span Changing	Eject + NAV + Reset	Eject + ATT + Reset
Clear DC Offset/Service/Memory/other	MENU + AUD+ Reset	MENU + ATT + Reset
Demo Mode ON	Eject + AUD + Reset	MENU + SCRN + Reset
Demo Mode OFF	MENU + Reset	MENU + Reset
RDS Field Test Mode ON	Eject + Volume Down + Reset	Eject + TEL + Reset
Opening Screen Customize	MENU + Volume Down + Reset	MENU + TEL + Reset
Bluetooth Certification Mode ON	NAV + AUD + Reset	Eject + NAV + Reset

bmp_View.exe

Steering Remote

Return

Figure 2.2.11-A Development screen

Key Specification

bmp_View.exe

: Startup bmp_View.exe.

Connect the USB memory containing bmp_View.exe.

Steering Remote

: Transfer to steering remote controller screen.

Display this key as inactive for the models with "×" listed in the Steering Remote column of Table 1.2.1.

Return : Transfer to Test Mode Main screen.

USB memory folder/ file structure

Figure 2.2.11-B shows the folder/ file structure of the USB memory containing bmp_View.exe.

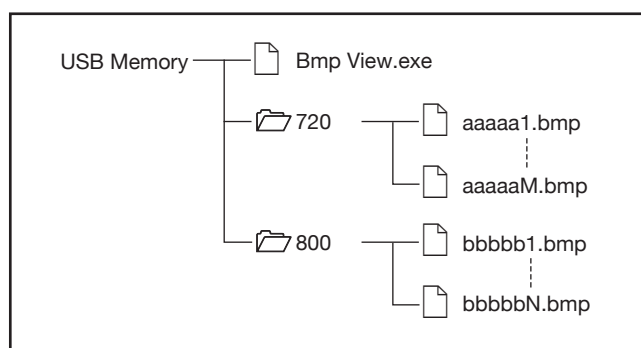


Figure 2.2.11-B USB memory folder/ file structure

2.2.12 Steering Remote test screen

Perform the test for Steering Remote.

Figure 2.2.12 shows the display contents of the Steering Remote test screen.

This test is not performed for the models with "×" listed in the Steering Remote column of Table 1.2.1.

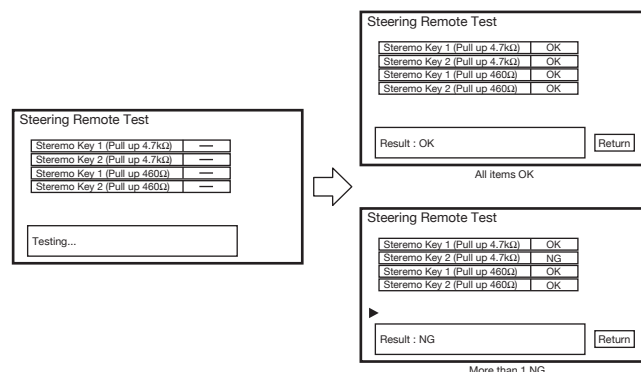


Figure 2.2.12 Steering Remote test screen

Key Specification

Return : Transfer to Test Mode Main screen.

TEST MODE

Result display specification

- : Test not performed or testing.
- OK : Test result OK.
- NG : Test result NG.

Test procedure

- ① Connect the test jig while displaying the Test Mode Main screen.
- ② Press the [Steering Remote] key in the Test Mode Main screen. Then, it will transfer screens to the left figure of the Figure 2.2.12, and the Steering Remote test is started. For determining criteria, refer to the Table 2.2.12.

Test item	Pull Up resistance value	Input terminal	Consider OK input voltage
Steremo Key1 (Pull up 4.7kΩ)	4.7kΩ	STEREMO_KEY1	1.1~1.4V
Steremo Key2 (Pull up 4.7kΩ)	4.7kΩ	STEREMO_KEY2	1.1~1.4V
Steremo Key1 (Pull up 460Ω)	460Ω	STEREMO_KEY1	3.7~4.0V
Steremo Key2 (Pull up 460Ω)	460Ω	STEREMO_KEY2	3.7~4.0V

Table 2.2.12 Steering Remote determining criteria

- ③ Once all the test items are completed, screen is transferred according to the result.

2.2.13 Navigation Test screen

Perform test for Navigation.

Figure 2.2.13 shows the display contents of the Navigation Test screen.

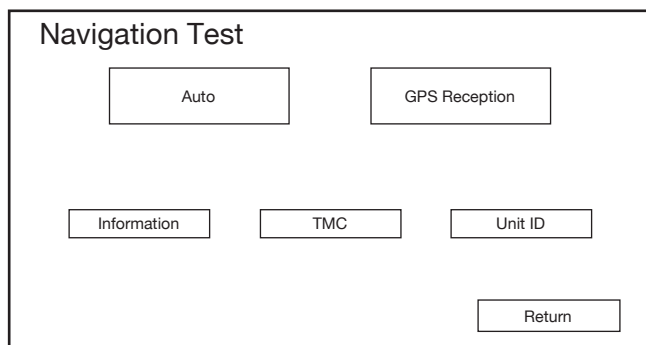


Figure 2.2.13 Navigation Test screen

Key Specification

- Auto : Transfer to Auto Test screen.
This key is displayed inactive until the Navigation is started up.

GPS Reception

- : Transfer to GPS Reception screen.
This key is displayed inactive until the Navigation is started up.

Information

- : Transfer to Navi Information screen.
This key is displayed inactive until the Navigation is started up.

TMC : Transfer to TMC screen.

Unit ID : Transfer to Unit ID screen.

- This key is displayed inactive until the Navigation is started up.

However, this key will be hidden in the release version. (Vx.x.0)

Return : Transfer to Test Mode Main screen.

2.2.13.1 Auto Test screen

Perform multiple Navigation test automatically (require tester input for some part).

Start the test at the same time it transfers to Auto Test screen.

Figure 2.2.13.1 shows the display contents of the Auto Test screen.

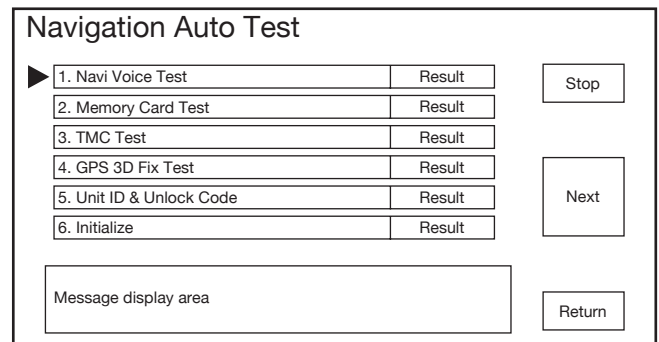


Figure 2.2.13.1 Auto Test screen

Key Specification

- Next : Start next test.
 - Stop : Stop testing.
 - Return : Transfer to Navigation Test screen.
- The above 3 keys will change their display/hide status depending on the test status.

- * Background color will be blue when all the tests are "OK".
Background color will be red if there is even 1 item that is "NG" within the tests.

TEST MODE

Result display specification

– : Test not performed.
Progress : Testing.
Pass : Test result OK.
NG : Test result NG.

Details of each test

1. Navi Voice Test

Start: Set the audio selector to Navi audio interrupt status, and request 1kHz sine wave output to Garmin.
End: Cancel the Navi audio interrupt status for the audio selector, and request stop of sine wave output to Garmin.

2. Memory Card Test

Insert the SD card and perform writing of a file/reading of a file/comparison of the written file and the read file/deleting of the written file.

3. TMC Test

Receive the RDS broadcasting station, and check that the PS of that broadcasting station is “KENWOOD”.

4. GPS 3D Fix

Determine by the GPS information currently receiving and display the result.

5. Unit ID & Unlock Code

Copy the Unit ID, Unlock Code, and GMA in the uSD to the NAND memory.

6. Initialize

Transmit initialization command to the Garmin.

2.2.13.2 GPS Reception screen

Start the test at the same time it transfers to GPS Reception screen.

Figure 2.2.13.2 shows the display contents of the GPS Reception screen.

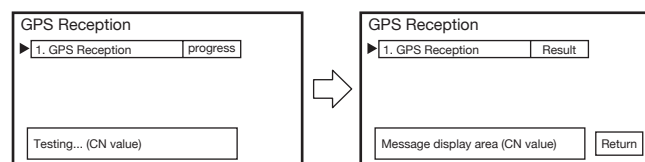


Figure 2.2.13.2 GPS Reception screen

Key Specification

Return : Transfer to Navigation Test screen.

Result display specification

pass : Test result OK.

Background color will be blue at this time, and “Result: OK” is displayed on the message display unit.

NG : Test result NG.

Background color will be red at this time, and “Result: NG” is displayed on the message display unit.

Details of test

Determine by the GPS information currently receiving and display the result.

2.2.13.3 Navi Information screen

Figure 2.2.13.3 shows the display contents of the Navi Information screen.

Navi Information		
Navigation S/W	0380	AVN4.1/5.1 System Software
Base Map	0300	WW Autoroute DEM Basemap
Detail Map	2010	CN North America NT 2010
Junction View	2010	CN North America NT 2010

Return

Figure 2.2.13.3 Navi Information screen

Key Specification

Return : Transfer to Navigation Test screen.

2.2.13.4 TMC screen

Perform the operation check of the TMC Tuner.

Figure 2.2.13.4 shows the display contents of the TMC screen.

TMC Tuner		
DW	***. MHz	UP
PS	PS information	
87.9MHz	98.1MHz	107.9MHz
RDS SYNC	Not SYNC or SYNC	Return

Figure 2.2.13.4 TMC screen

Key Specification

UP/DW : TMC Tuner [Seek Up / Down] key.

Return : Transfer to Navigation Test screen.

***MHz : Key to select the frequency written on the key top.

TEST MODE

PS automatic determination when selecting station

- ① Select a station and receive the PS.
- ② Turn off the P_ANT and P_CON terminals if the received PS is “RDS_TEST” or “KENWOOD_” (: Space).

2.2.13.5 Unit ID screen

Copy the Unit ID, Unlock Code, and GMA in the uSD to the NAND memory.

Prohibit transfer to the Unit ID screen in the release version (Vx.x.0).

This screen is a screen for designing purposes, so copy the Unit ID, Unlock Code, and GMA unconditionally to the NAND memory.

Figure 2.2.13.5 shows the display contents of the Unit ID screen.

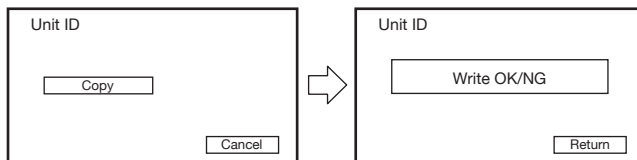


Figure 2.2.13.5 Unit ID screen

Key Specification

- Copy : Start copying Unit ID, Unlock Code, and GMA.
Cancel : Transfer to Navigation Test screen.
Return : Transfer to Navigation Test screen.

2.3 Functional specification

This section describes the test mode specification in each function.

2.3.1 Display

During the test mode, other than the screen described in 2.2, it is possible to transfer to the screen displayed normally, such as Source Control screen, Audio Control screen, Setup screen, etc.

(Press [Direct Select] key in the Test Mode Main screen to transfer)

Do not perform Touch cursor display on the 11 Visual Mid/Entry model.

2.3.2 Key

Even in the Test mode, the specifications of the hard key shall be the same as while in normal operation. (Except for [MENU] key)

For your reference, the multiple pressing specifications of the key are described in Table 2.3.2.

(For original documents of multiple key pressing specifica-

tion, refer to the “11 Function specification_hard key”)

Operation	Multiple press key	
	Mid	Entry
Test Mode ON	MENU + ATT + Reset	Eject + SCRN + Reset
Span switching	Eject + NAV + Reset	Eject + ATT + Reset
DC Offset/ Service/ Memory Other Clear	MENU + AUD + Reset	MENU + ATT + Reset
Retailer mode: ON	Eject + AUD + Reset	MENU + SCRN + Reset
Retailer mode: OFF	MENU + Reset	MENU + Reset
RDS test drive mode ON	Eject + Volume Down + Reset	Eject + TEL + Reset
Opening screen customization	MENU + Volume Down + Reset	MENU + TEL + Reset
Bluetooth authentication mode ON	NAV + AUD + Reset	Eject + NAV + Reset

Table 2.3.2 (for reference) Multiple pressing key specifications

* Due to the restriction of the electrostatic touch sensor IC (PSoC), perform multiple press + Reset operation as described below for the Mid model.

- ① Perform the key operation while the set is Powered ON. (When Backup ON is performed while pressing the key or key is operated in the Power OFF status, key data cannot be acquired.)
- ② In case of [MENU] key + other key ([ATT], [AUD], [Volume Down]), press the other key first, then the [MENU] key, and then the [Reset] key, or press [MENU] key + other key while holding down the [Reset] key, and then release the [Reset] key. (Because it will transfer to Power OFF after the [MENU] key is pressed for 1 second)

2.3.3 Remote controller

The remote controller key specification is listed in Table 2.3.3. (Note that the keys that are not listed in the table have conventional functions.)

Remote controller key specification shown in Table 2.3.3 is when the SW at the side of remote controller is set to AU-DIO.

Key	Operation
FM	DVD video inspection mode
AM	DVD audio inspection mode
Tenkey #0	Transfer to the Flicker Adjustment screen
Tenkey #2	Set the Volume value as Step26
Tenkey #4	Transfer to Test Mode Main screen
Tenkey #5	Forcible Navigation Voice Interruption ON/OFF
Tenkey #6	Transfer to the Screen Adjustment screen (Screen adjustment screen is cancelled when the Screen adjustment screen is displayed)

TEST MODE


Key	Operation
Tenkey #9	Use for design examinations
8 →  → 9 (Only during stand-by)	DC Offset/ Service/ Memory and others are cleared (Make it enabled even out of test mode from 11 model)

Table 2.3.3 Remote Controller key

2.3.4 Video control

Switch AV-OUT linking with the Source (In the case that the Source is other than those indicated in the following section, do not specify AV-OUT in particular).

Source: AV-IN → AV-OUT: AV-IN

Source: iPod → AV-OUT: iPod

Source: DVD → AV-OUT: DVD

Source: TV → AV-OUT: TV

2.3.5 Tuner

K3I forced switching

Table 2.3.5 shows the operation specification and display specification of the K3I.

K3I	Operation specification	Display specification
Forced Narrow	Pressing and holding Preset 4	xxx.x1MHz
Forced Middle	Pressing and holding Preset 5	xxx.x2MHz
Forced Wide	Pressing and holding Preset 6	xxx.x3MHz

Table 2.3.5 K3I forced switching

Span switching

Perform Span switch (K↔M) by pressing [Reset] key while pressing the following keys.

Mid : Eject + NAV

Entry : Eject + ATT

Span information is displayed in the Information screen.

Other

Error display is performed on the Tuner Control screen when you cannot access the E2PROM.

Preset information during the test mode is same as normal.

2.3.6 DVD

CDDA Check (KTD-02A)

Play back Track 1 while performing the Loading operation.

Use “Track UP/DW” to play back in the order of sequence as shown below:

1 ↔ 9 ↔ 15 ↔ 10 ↔ 11 ↔ 12 ↔ 13 ↔ 14 ↔ 9 ↔ 1 . . .

Perform Direct selection of channel to Track 28 by pressing the [RDM] key.

DVD audio/video checking (TDV-540A/TTD-100)

Play back Title 1-Chapter 1 while performing the Loading operation.

Use “Chapter UP/DW” to play back in the order of sequence as shown in Tables 2.3.7-A and 2.3.7-B.

Use FM/AM on the remote controller to change the video/audio check. (Default: Video Check)

For DVD video checking				
Title	Chapter			Audio stream
3	6	Level		Audio stream1
3	17	AM/PM noise		Audio stream1
3	8	Frequency characteristics		Audio stream1
3	12	Color measurement		Audio stream1
4	1	1kHz, 0dB	PCM96k/24bit	Audio stream3
4	6	17Hz	PCM96k/24bit	Audio stream3

Table 2.3.7-A DVD Video check

For DVD audio checking				
Title	Chapter			Audio stream
4	1	1kHz, 0dB	PCM48k/24bit	Audio stream2
4	6	17Hz	PCM48k/24bit	Audio stream2
4	15	20kHz	PCM48k/24bit	Audio stream2
4	2	Infinity	PCM48k/24bit	Audio stream2
4	3	L	PCM48k/24bit	Audio stream2
4	4	R	PCM48k/24bit	Audio stream2
4	16	22kHz	PCM48k/24bit	Audio stream2
4	1	1kHz, 0dB	Dolby	Audio stream1
4	2	Infinity	Dolby	Audio stream1

Table 2.3.7-B DVD Audio check

2.3.7 Audio

The settings in the Test mode are described in Table 2.3.8-A. (Values not listed in the table will be kept as initial value.)

	Simple DSP Model	Model without DSP
Volume	Step30	Step30
Loudness	-	OFF
Bass Boost	OFF	-
EQ (Tone)	Flat	Flat
BassEXT	OFF	-
SystemQ	User	User
SystemQ Ex	-	OFF
Surround	-	-
Subwoofer	ON (25cm/10inch)	ON
X'overFREQ (Subwoofer)	Through	-
Center Speaker	-	-
SRS WOW	-	-

TEST MODE

	Simple DSP Model	Model without DSP
Space Enhancer	OFF	-
Line Mute	ON	ON
DSP ON/OFF	ON	-
Preout switching	-	Rear

Table 2.3.8-A Test mode defaults

The key operation in the Test mode is described in Table 2.3.8-B. (The settings of items which are not listed in the table are as usual.)

	Simple DSP Model	Model without DSP
Balance	With one click Left↔Center↔Right	With one click Left↔Center↔Right
Fader	With one click Front↔Center↔Rear	With one click Front↔Center↔Rear
X'over FREQ	With one click MIN↔MAX	With one click MIN↔MAX
EQ (Tone) Level	With one click MIN↔0↔MAX	With one click MIN↔0↔MAX
DSP ON/OFF	Key is inside the Audio Setup screen	-

Table 2.4.8-B Test mode key operation

2.3.8 AV IF

The settings in the Test mode are described in Table 2.3.9. (The settings of items which are not listed in the table are as usual.)

	Settings
R-CAM Interruption	ON
NAV Interruption SP Setting	Front ALL

Table 2.3.9 AV IF setting

2.3.9 Screen adjustment

Except for Bright during Illumi OFF, the default shall be Center. (Default of Bright during Illumi OFF is MAX.)

One click operation will perform changes in the following order: MIN ↔ Center ↔ MAX.

Transfer to the Screen adjustment screen with Tenkey6 on the remote controller.

Canceling of the Screen adjustment screen is performed with Tenkey6 of the remote controller.

2.3.10 DC Offset

11 Visual Mid/ Entry model maintains the DC Offset detection information (detection log) in the nonvolatile memory.

Check method of the DC Offset detection information

Display the DC Offset detection information on the Information screen/ Service screen.

Clearing method of the DC Offset detection information

By pressing the [DC Offset Clear] key in the Service screen, clear DC Offset detection information.

Operation during the test mode

Perform DC Offset detection operation, and display Protect and perform all CH Mute when DC Offset is detected.

However, only during the test mode, do not update the DC Offset detection information even if the DC Offset is detected. (Do not write to the nonvolatile memory.)

2.3.11 Panel mechanism

Make the touch operation possible even when the panel mechanism is in Full Open status.

2.3.12 Clearing of data in nonvolatile memory

Clear the contents of the nonvolatile memories (E2PROM, etc.) that need to be initialized at the shipment.

Operation procedure

Clear the contents of the nonvolatile memory with one of the following operations.

- ① Start the system by pressing [Reset] key while pressing the following keys.
Mid : MENU + AUD
Entry : MENU + ATT
- ② Input [8] → [▶▶] → [9] using the remote controller (SW: AUD) while in standby source.

Display specification

Notify the status of clearing / cleared of the contents of the nonvolatile memory using the color of the key illumi.

Also, notify the end of clearing of memory contents using the pop-up display.

For color and specification of the pop-up, refer to the Table 2.3.12. (Pop-up cannot be erased after the pop-up is displayed. Turn the power OFF.)

Status	Key illumi color	Pop-up display	
		Text	Background color
Clear completed	Blue	OK	Blue
Clear completed (Serial No. is not written)	Green	NG	Green
Clear failed	Red	NG	Red
Clearing	White	-	-

Table 2.3.12 Display during the nonvolatile memory contents clear

TEST MODE

Information to be cleared

DC Offset information/ Memory function/ Retailer mode information

• Additional Information

The following information is cleared when region code is written using a jig.

Serial No./ Security code/ Touch compensation value/ LCD adjustment value/ Mechanism position adjustment value/ DC Offset information/ Memory function/ Retailer mode information

Note: When the nonvolatile memory is replaced by the customer service, above data are cleared (not set), so re-adjust using the Test mode.

2.3.13 Version Check

When a USB memory with a specific file is connected during the test mode, it will compare to see whether the version and information written in the file matches, and determine OK/NG.

However, perform this after the startup of the Navigation is completed.

Screen shown in Figure 2.3.13 is displayed once the evaluation result is obtained.

Version Check			
Application Processor	Result		
System μ-com	Result		
Navigation S/W	Result		
M-Star	Result		
DVS8700 F/E	Result		
DVS8700 B/E	Result		
Base Map	Result		
Junction View	Result		
		Panel μ-com	Result
		Capacitance Detection IC	Result
		BT Module	Result
		PIN Code	Result
		Region	Result
		Detail Map	Result
		3D Map	Result

Figure 2.3.13 Version Check result display screen

Result column display specification

OK : Display when the result of Version Check is OK.

Background of display area is blue at this point.

NG : Display when the result of Version Check is NG.

Background of display area is red at this point.

Skip : Display when it is not target for Version Check.

If you have an item you want to make out of target of Version Check, define “;” in the specific file placed in the USB memory.

* Background of the screen will be blue if all the items were not NG.

Perform Reset or Power OFF/ON after the Version Check is completed.

2.3.14 End of the test mode

Perform Reset when ending the test mode. (Test mode will continue by performing ACC OFF/ON or Power OFF/ON.)

2.3.15 Other

Do not operate the Back Up Memory function during the Test mode.

There are the following restrictions during the test mode.

- It will not switch to R-CAM video even if Reverse interrupt occurs while the test mode dedicated screen is displaying. (There is no problem when displaying a screen other than the test mode dedicated screen.)
- It will not transfer to Screen adjustment screen when Ten-key 6 is pressed while displaying the test mode dedicated screen. (There is no problem when displaying a screen other than the test mode dedicated screen.)
- It will not transfer to Flicker adjustment screen when Ten-key 0 is pressed while displaying other than the test mode dedicated screen. (There is no problem when displaying the test mode dedicated screen.)

HOW TO CLEAR SECURITY CODE

Procedure to clear Security Code

If the unit is started with the Security ON condition, use the following procedure to clear the Security Code (in the mode other than the Test Mode).

- 1) When the unit is Reset or is powered on after the backup OFF under the Security ON condition, the unit boots up from the Security Code Entry screen.
- 2) Select Audio SW mode on the remote controller, and manually enter the code following the next procedure:
Step 1: Press Tenkey5 twice.
Step 2: Press Tenkey2 three times.
Step 3: Press Tenkey2 once.
Step 4: Press Tenkey7 twice.

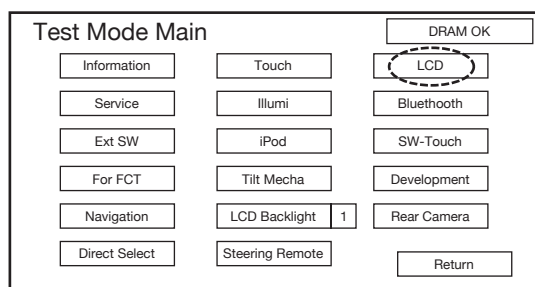
When the entry is made improperly during the Steps 1~4, repeat the code entry from the Step 1 after entering other remote controller Key.

When the Security Code Entry screen is cleared, the Security Code clear is completed.

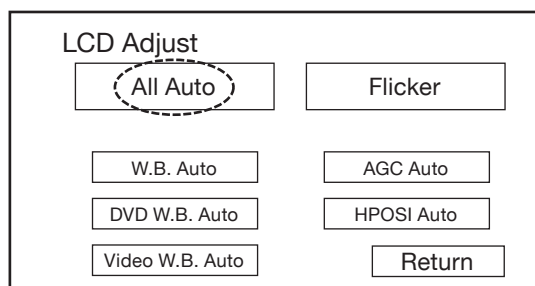
ADJUSTMENT

1. WB/DVD_WB/VIDEO_WB/AGC/HPOSI auto adjustment

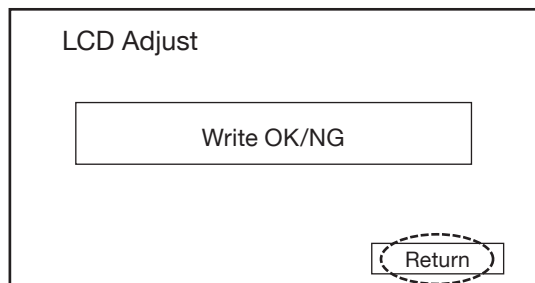
- Input signal
 - From signal generator
 - COMPOSITE RCAM input
 - NTSC White Raster 100%
 - RCAM_SCREEN_MODE: FULL
 - DVD_SCREEN_MODE: FULL
 - * Default: FULL
- Adjustment & Inspection method
 - Test mode is started.
 - <1> It is touches in order “LCD Adjust” of the screen.
 - <2> It is touches in order “ALL Auto” of the screen.
 - <3> Automatic adjustment result is confirmed (Display to “Write OK”). It is to touch “Return” of the screen.



<1>



<2>

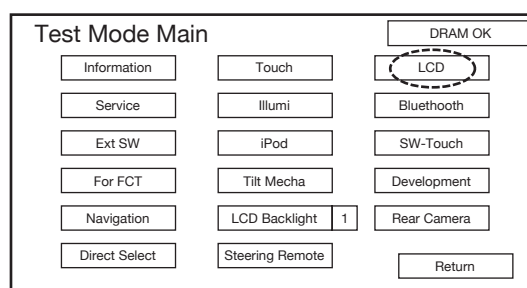


<3>

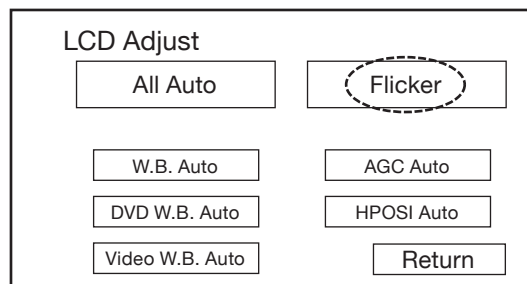
2. Flicker adjustment

Note: After the LCD_All_Auto adjustment is completed, the flicker adjustment is done.

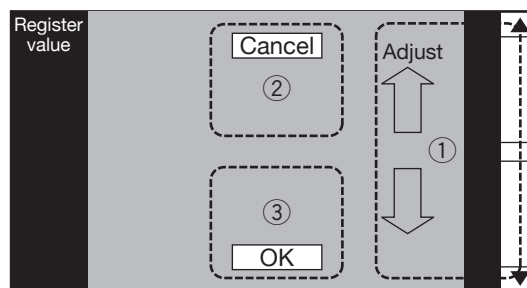
- Adjustment & Inspection method
 - Test mode is started.
 - <1> It is touches in order “LCD” of the screen.
 - <2> It is touches in order “flicker” of the screen.
 - <3> Touch display and move up/down so that flicker amplitude may become the minimum.
 - <4> Touch “OK” area.
 - <5> Adjustment result is confirmed. (Display to “Write OK”). It is touches in order “Return” of the screen.



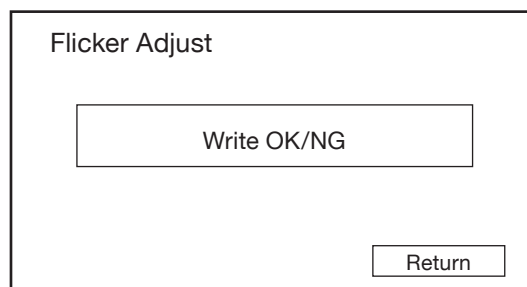
<1>



<2>



<3><4>



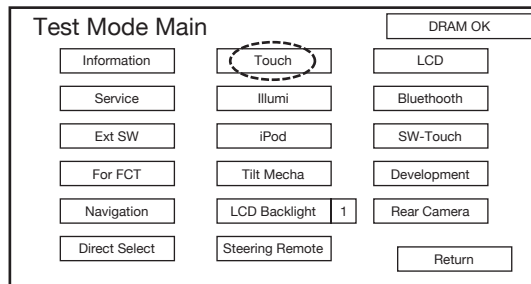
<5>

ADJUSTMENT

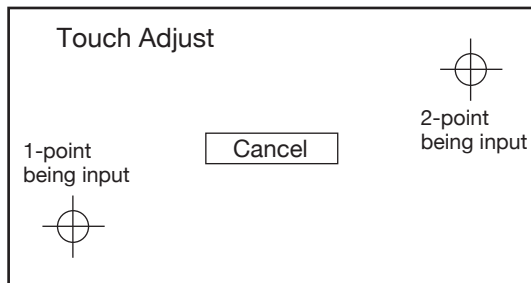
3. Screen position adjustment and Touch panel operation

- Adjustment & Inspection method

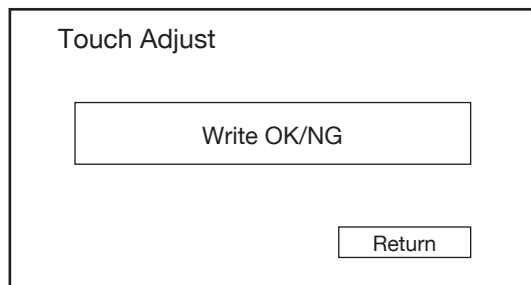
- <1> Test mode is started. It is touches in order “Touch” of the screen.
- <2> It adjusts in the order of upper left, and lower right.
- <3> Adjustment result is confirmed. (Display to “Write OK/NG”). It is touches in order “Return” of the screen.



<1>



<2>



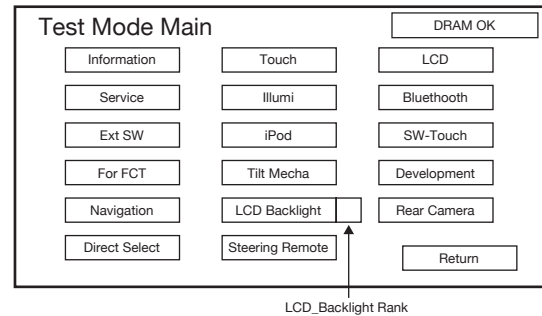
<3>

4. LCD_Back_Light RANK_Detect_Check

- Adjustment & Inspection method

Start the Test mode.

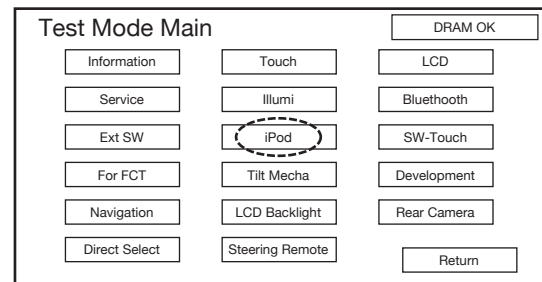
- <1> Check of Rank.
- <2> 2~8: “OK”, 1: “NG”



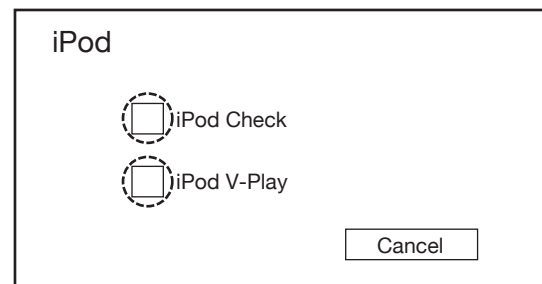
5. Touch_Panel check

- Adjustment & Inspection method

- <1> Test mode is started. It is touches in order “iPod” of the screen.
- <2> It is touches in order “iPod Check” of the screen.
- <3> It is touches in order “iPod V-Play” of the screen.
- <4> Were you able to push KEY?
OK: No problem, NG: Touch panel adjustment.



<1>

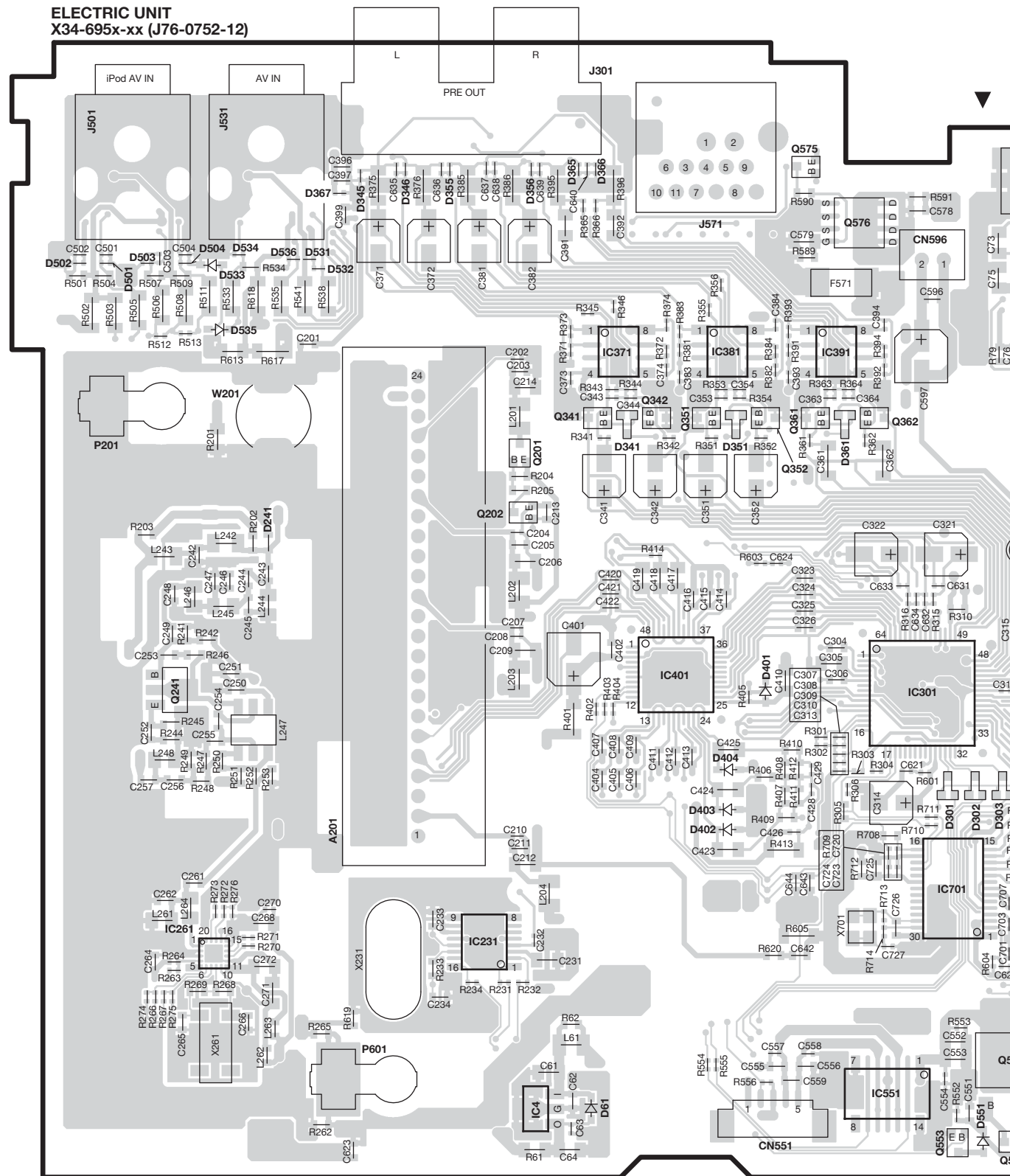


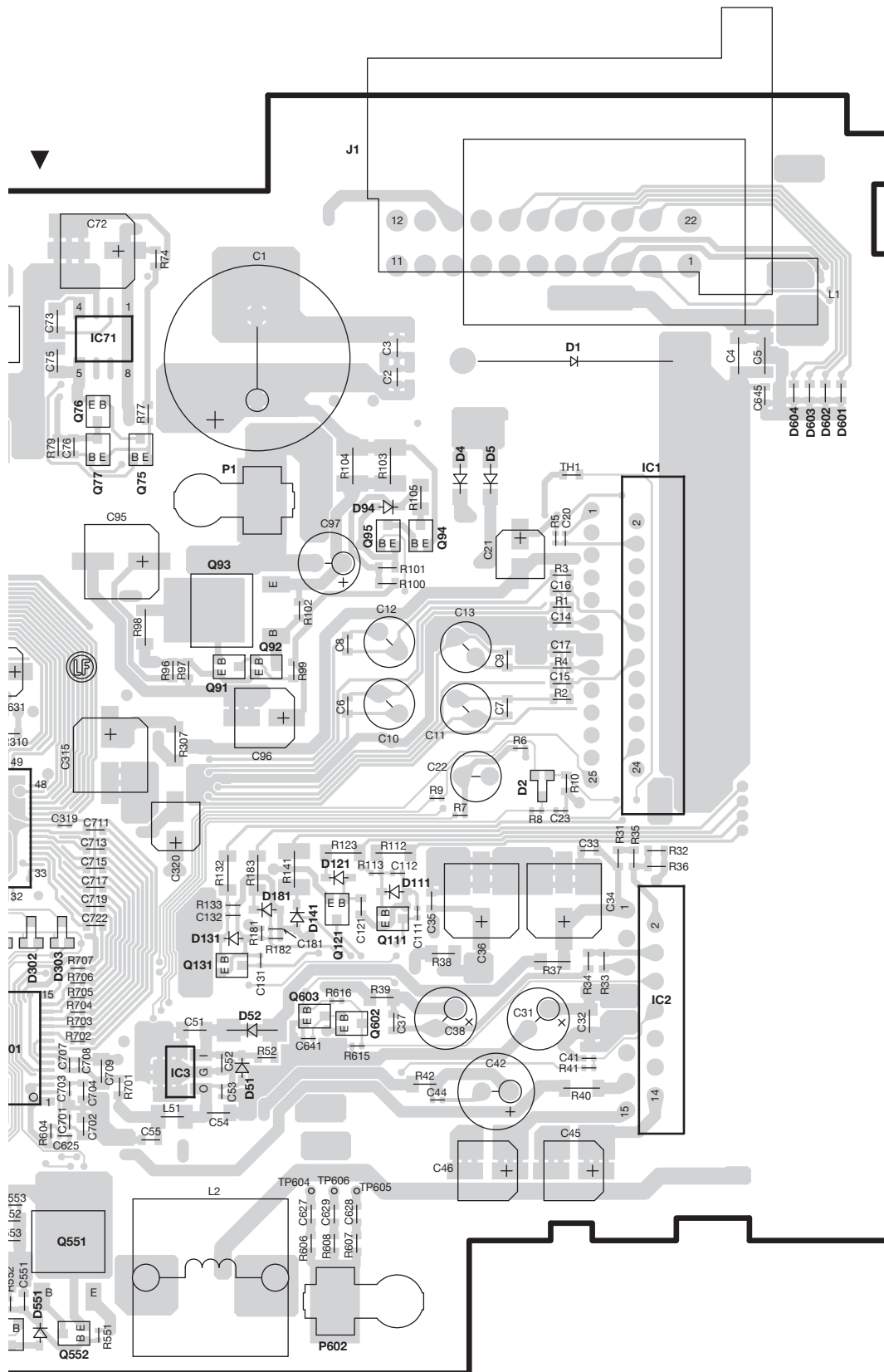
<2><3>

DNX4280BT/5180/5280BT/5380/5380M
/5380BT/5580BT/6040EX/6180/6480BT/6980

PC BOARD (COMPONENT SIDE VIEW)

ELECTRIC UNIT X34-695x-xx (J76-0752-12)





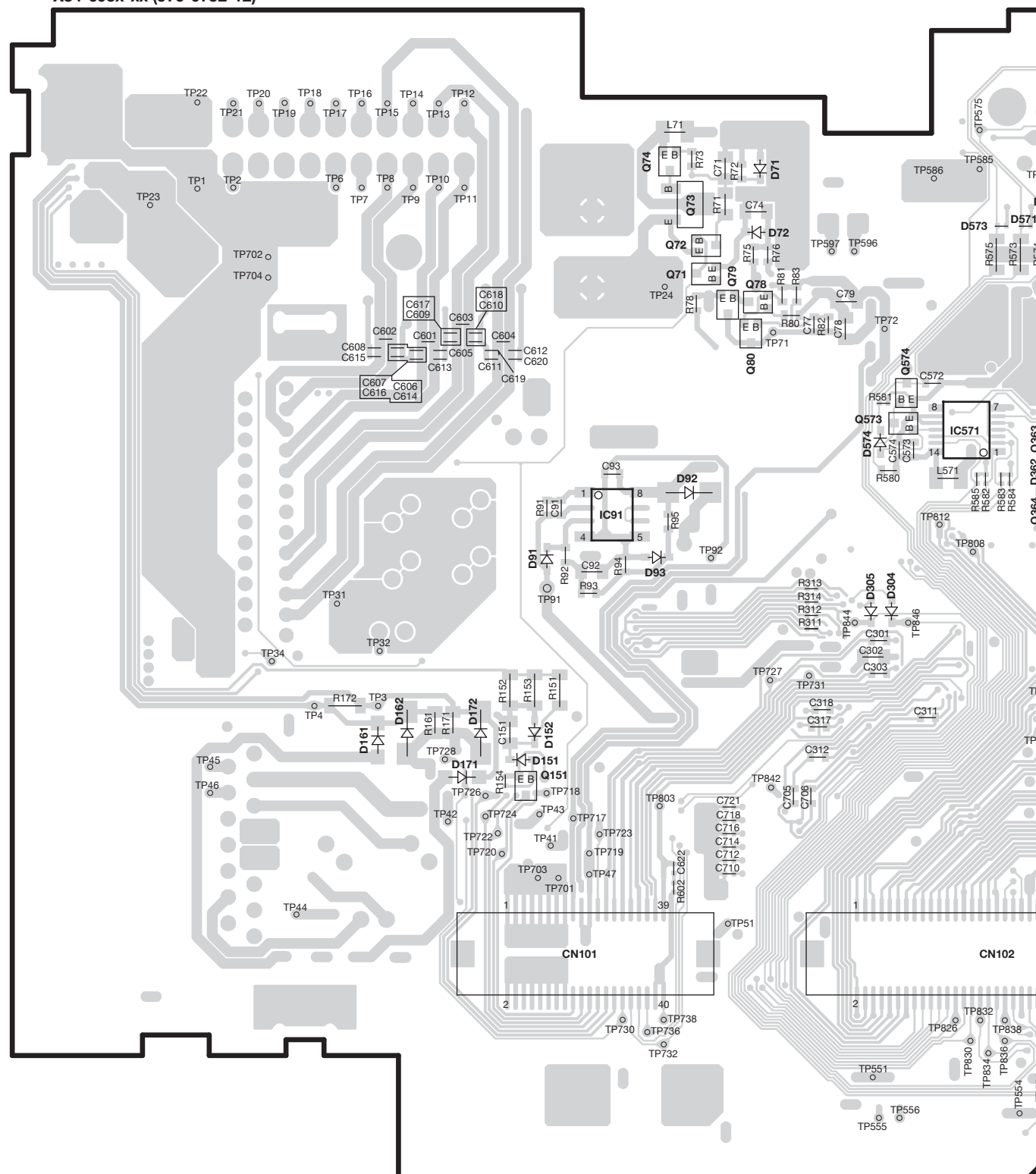
X34-695x-xx

Ref. No.	Address
IC1	3H
IC2	5H
IC4	6C
IC71	3F
IC231	6C
IC261	6B
IC301	5E
IC371	3D
IC381	3D
IC391	3E
IC401	4D
Q75	3F
Q76	3F
Q77	3F
Q111	5G
Q121	5G
Q131	5F
Q201	3C
Q202	4C
Q241	5B
Q341	3D
Q342	3D
Q351	3D
Q352	4E
Q361	3E
Q362	3E
Q575	2E
Q576	2E

Refer to the schematic diagram for the values of resistors and capacitors.

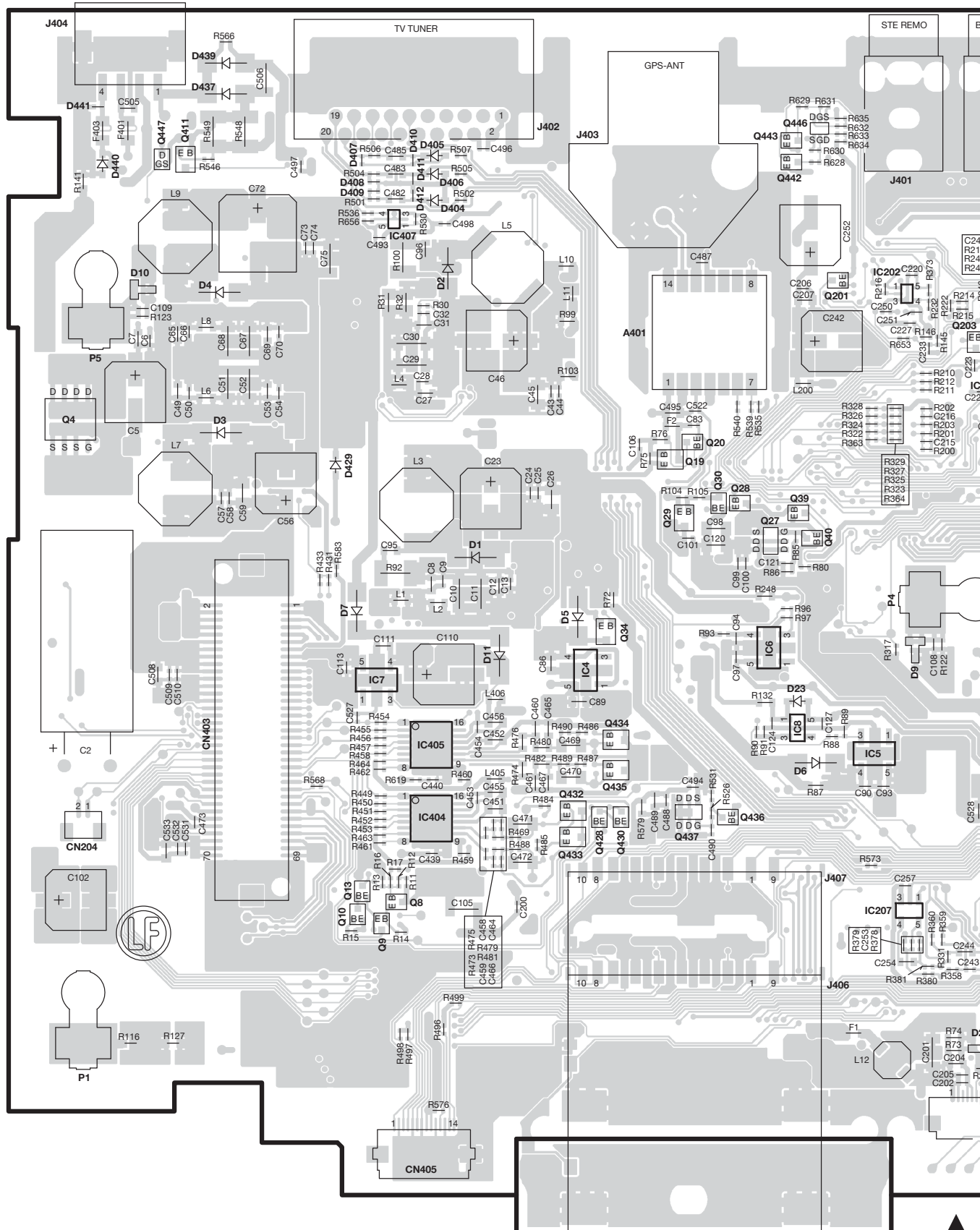
PC BOARD (FOIL SIDE VIEW)

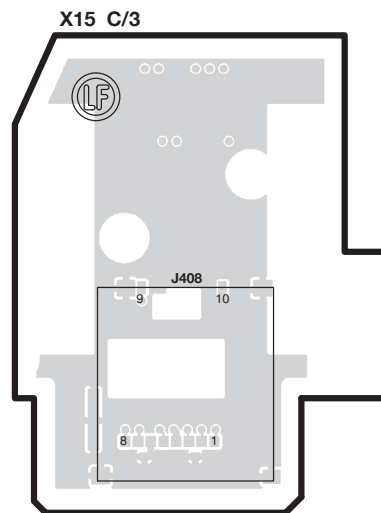
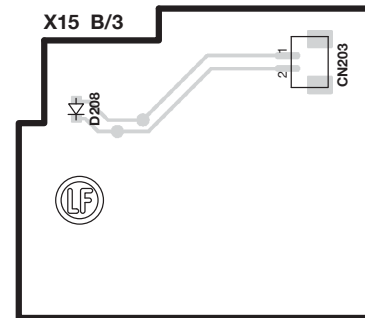
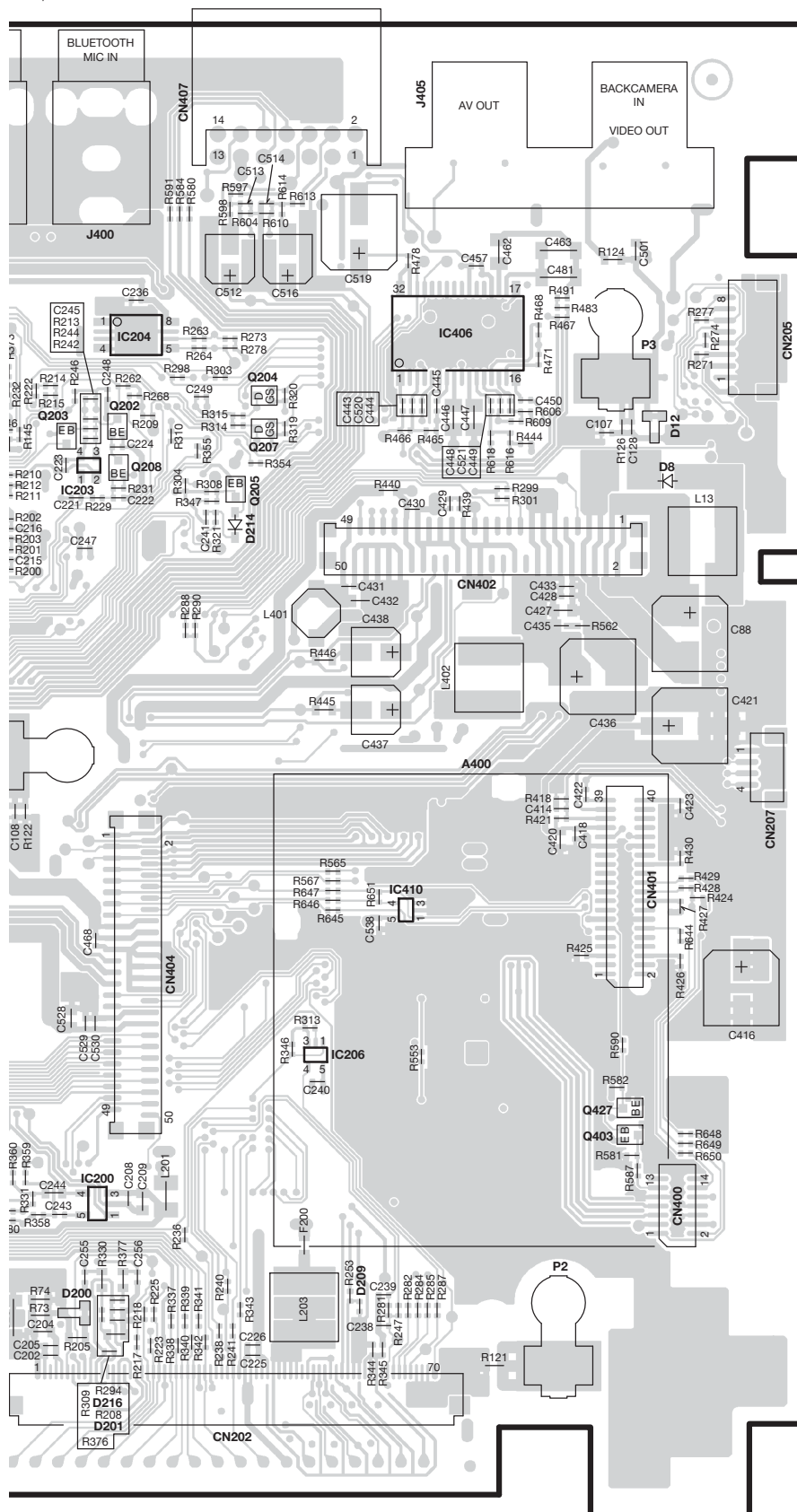
ELECTRIC UNIT
X34-695x-xx (J76-0752-12)



PC BOARD (COMPONENT SIDE VIEW)

VIDEO CONTROL UNIT
X15-154x-xx A/3 (J76-0749-22)





X15-154x-xx

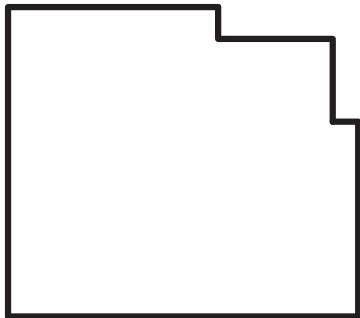
Ref. No.	Address	Ref. No.	Address
IC4	4X	Q20	3X
IC5	5Y	Q27	4Y
IC6	4X	Q28	4X
IC7	5W	Q29	4X
IC8	5Y	Q30	4X
IC200	6Z	Q34	4X
IC202	3Y	Q39	4Y
IC203	3Z	Q40	4Y
IC204	3Z	Q201	3Y
IC206	5AA	Q202	3Z
IC207	6Y	Q203	3Z
IC404	5W	Q205	3Z
IC405	5W	Q208	3Z
IC406	3AA	Q403	6AB
IC410	5AA	Q427	5AB
Q4	3U	Q436	5X
Q8	6W	Q437	5X
Q9	6W	Q442	2Y
Q10	6W	Q443	2Y
Q13	5W	Q446	2Y
Q19	4X		

Refer to the schematic diagram for the values of resistors and capacitors.

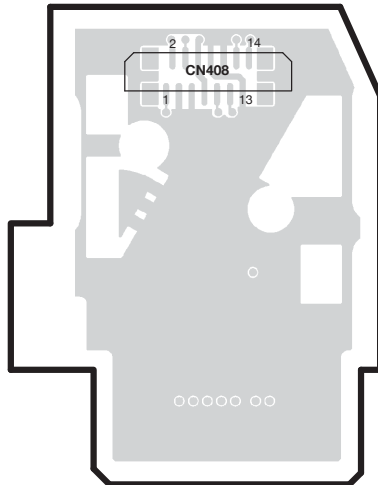
DNX4280BT/5180/5280BT/5380/5380M
/5380BT/5580BT/6040EX/6180/6480BT/6980

PC BOARD (FOIL SIDE VIEW)

X15 B/3



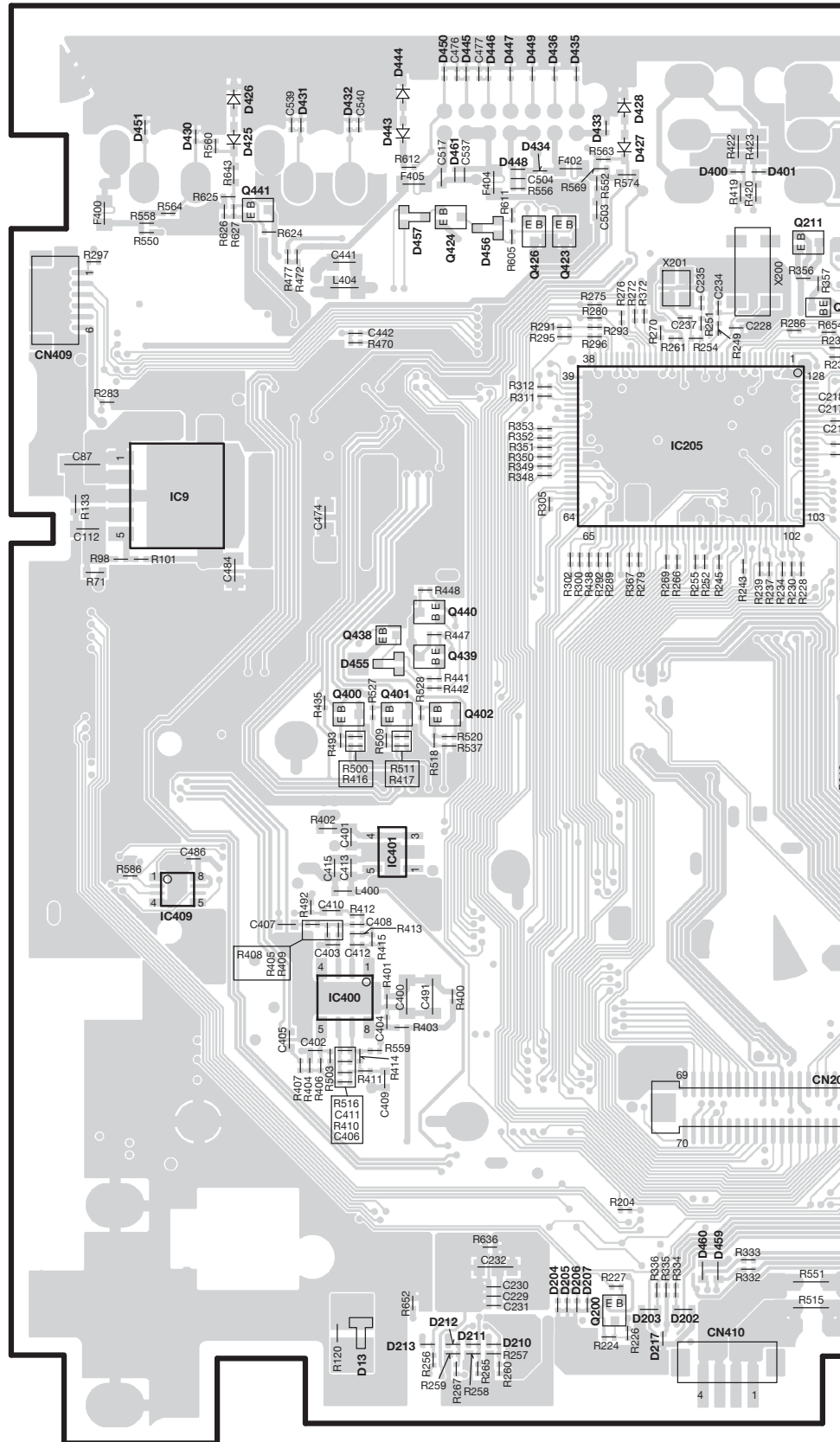
X15 C/3

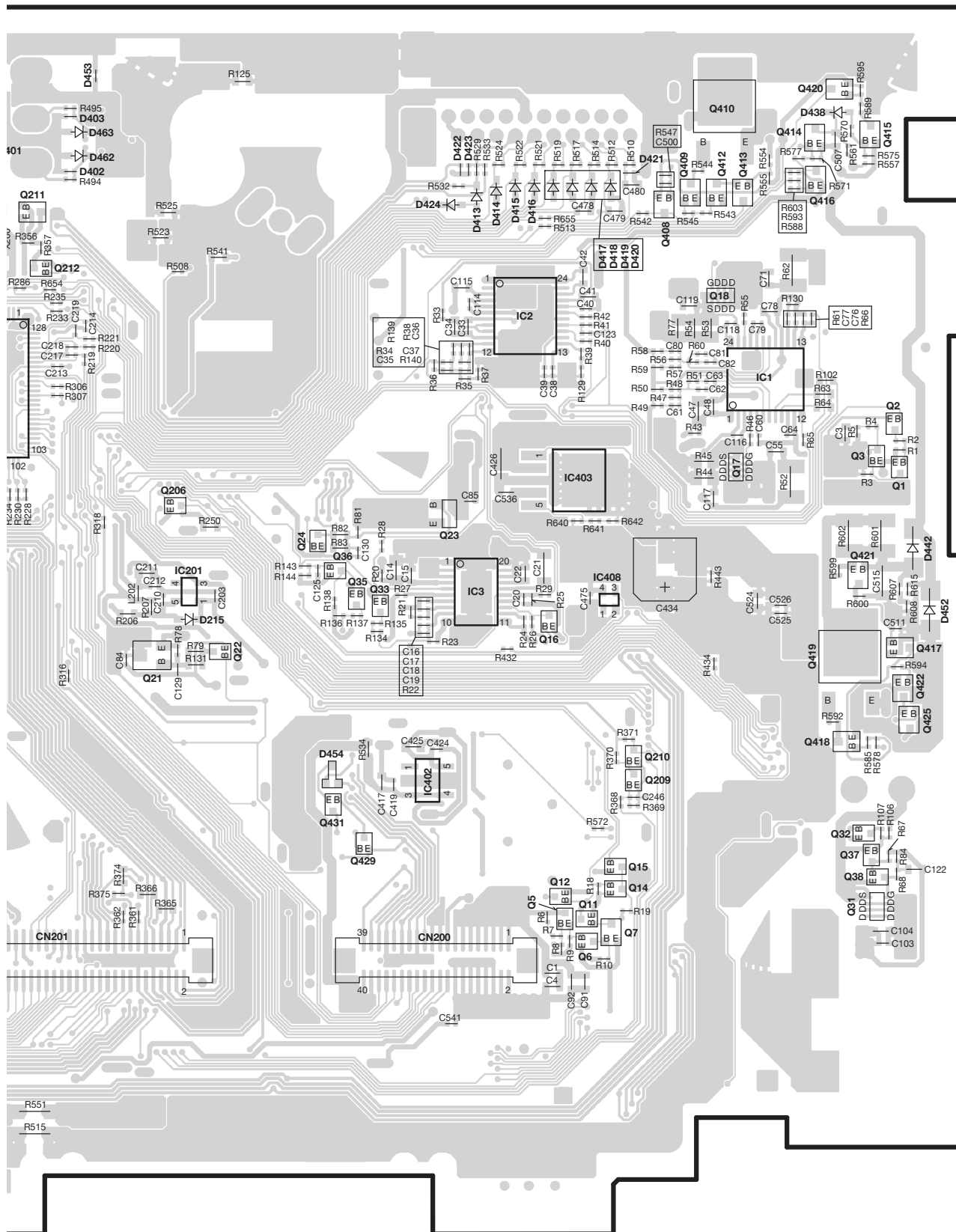


X15-154x-xx

Ref. No.	Address	Ref. No.	Address
IC1	3AM	Q18	3AM
IC2	3AL	Q21	4AJ
IC3	4AL	Q22	4AK
IC9	3AG	Q23	4AL
IC201	4AJ	Q24	4AK
IC205	3AI	Q31	5AM
IC400	5AH	Q32	5AM
IC401	5AH	Q33	4AK
IC402	5AK	Q35	4AK
IC403	4AL	Q36	4AK
IC408	4AL	Q37	5AM
IC409	5AG	Q38	5AM
Q1	4AN	Q200	6AI
Q2	3AN	Q209	5AL
Q3	3AM	Q210	5AL
Q5	5AL	Q211	2AI
Q6	6AL	Q212	3AJ
Q7	6AL	Q423	2AH
Q11	5AL	Q424	2AH
Q12	5AL	Q426	2AH
Q14	5AL	Q438	4AH
Q15	5AL	Q439	4AH
Q16	4AL	Q440	4AH
Q17	3AM		

VIDEO CONTROL UNIT
X15-154x-xx A/3 (J76-0749-22)





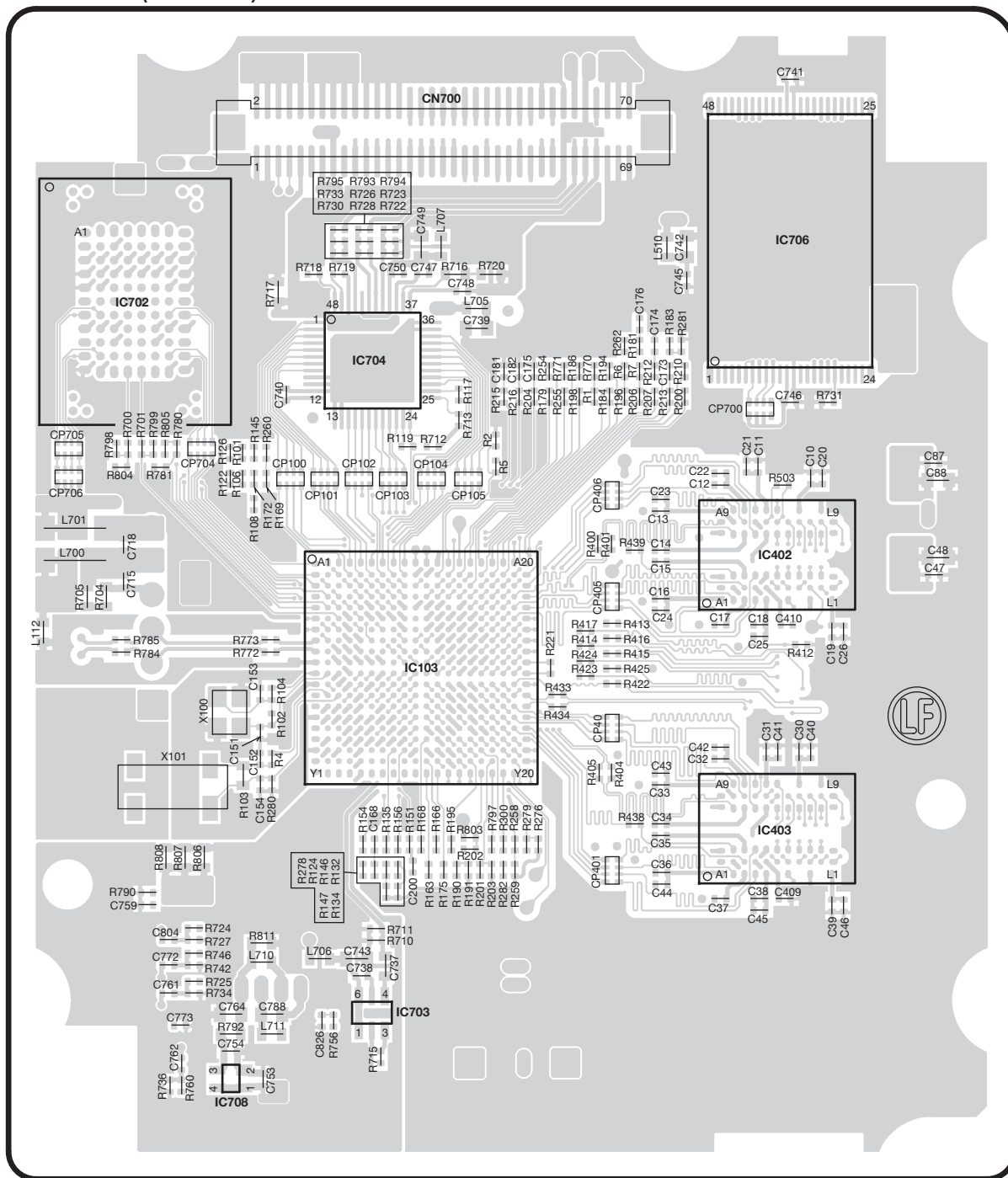
Refer to the schematic diagram for the values of resistors and capacitors.

DNX4280BT/5180/5280BT/5380/5380M
/5380BT/5580BT/6040EX/6180/6480BT/6980

PC BOARD (COMPONENT SIDE VIEW)

DIGITAL I/O UNIT

X88-2080-xx (J76-0755-12)



X88-2080-xx

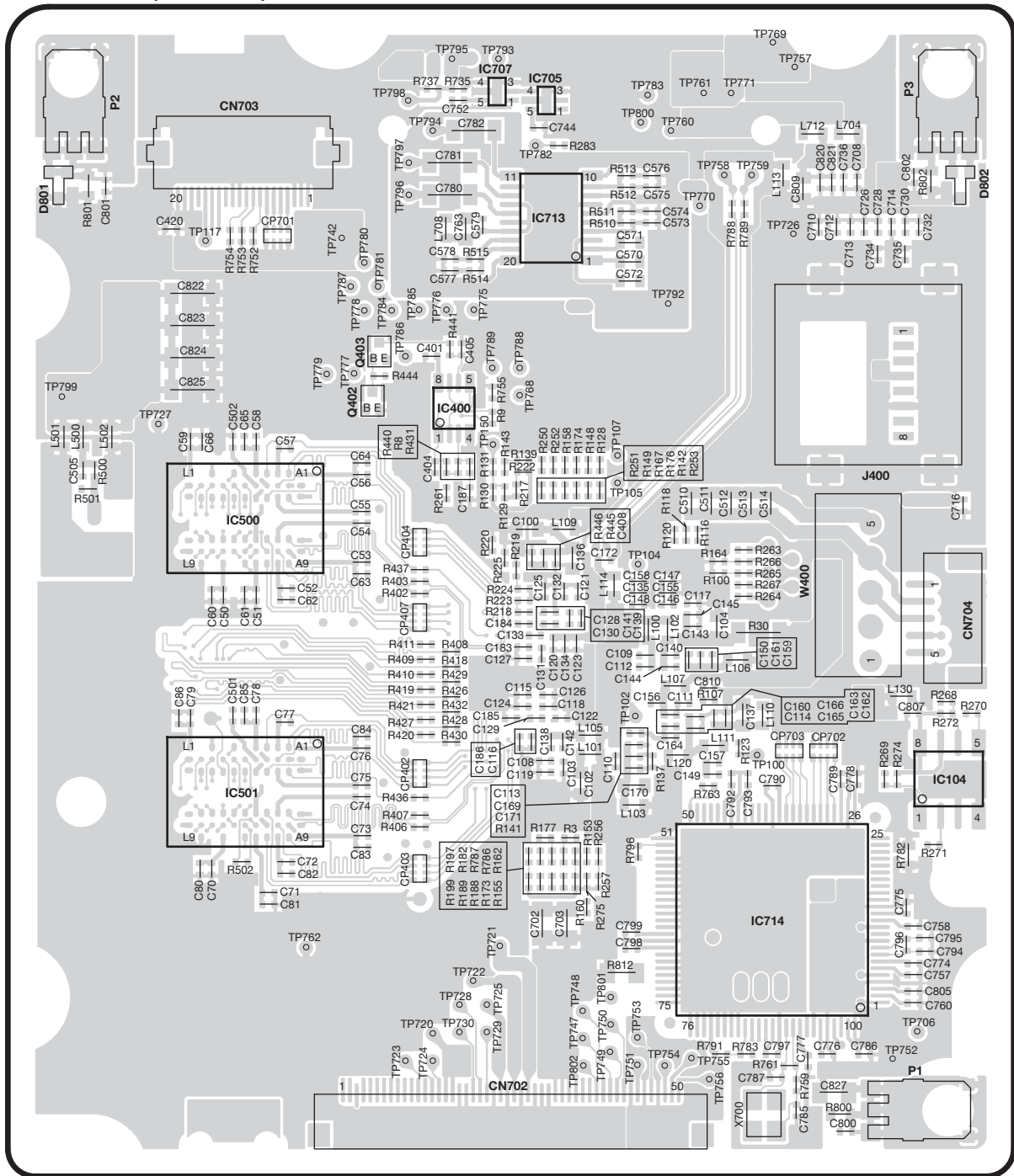
Ref. No.	Address
IC103	4AQ
IC402	4AR
IC403	5AR
IC704	3AQ
IC706	2AR
IC708	6AP

Refer to the schematic diagram for the values of resistors and capacitors.

PC BOARD (FOIL SIDE VIEW)

DIGITAL I/O UNIT

X88-2080-xx (J76-0755-12)



X88-2080-xx

Ref. No.	Address
IC500	3AU
IC501	5AU
IC705	2AV
IC707	2AV
IC714	5AW

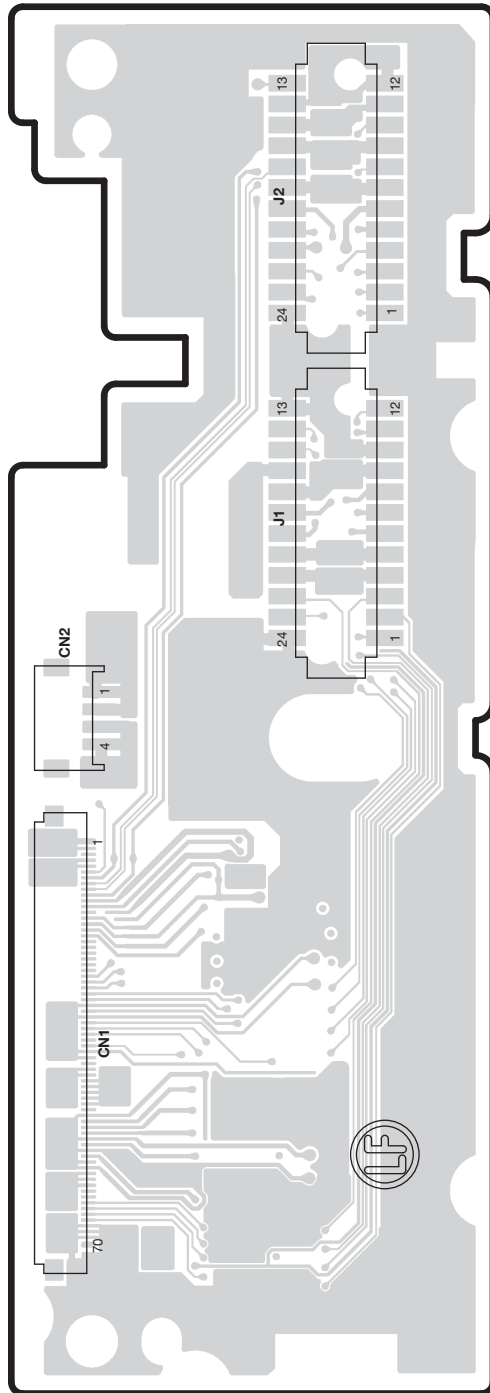
Refer to the schematic diagram for the values of resistors and capacitors.

DNX4280BT/5180/5280BT/5380/5380M
/5380BT/5580BT/6040EX/6180/6480BT/6980

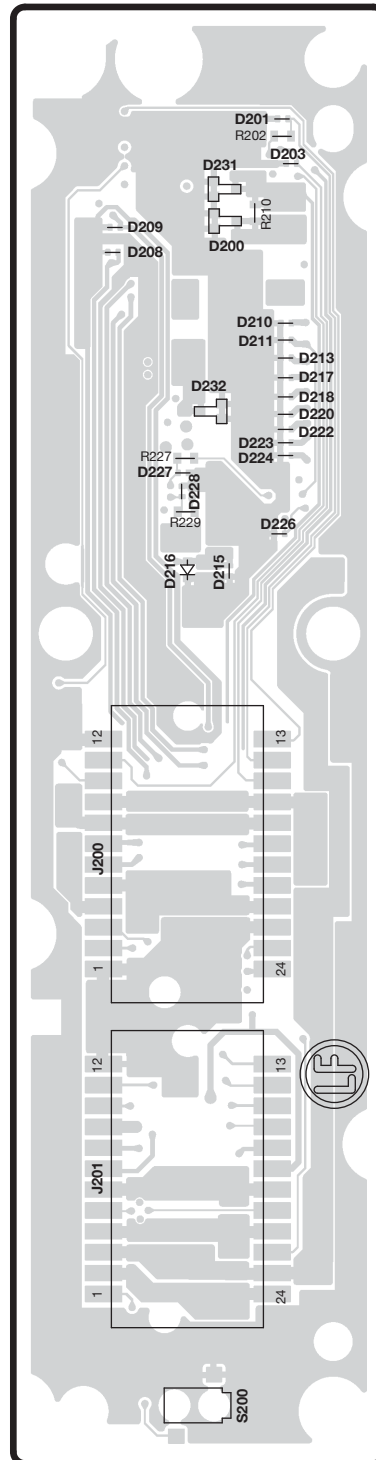
PC BOARD (COMPONENT SIDE VIEW)

DNX5280BT/5380/5380M/5380BT/5580BT

PROCESSOR UNIT
X17-213x-xx A/2 (J76-0750-02)



X17 B/2

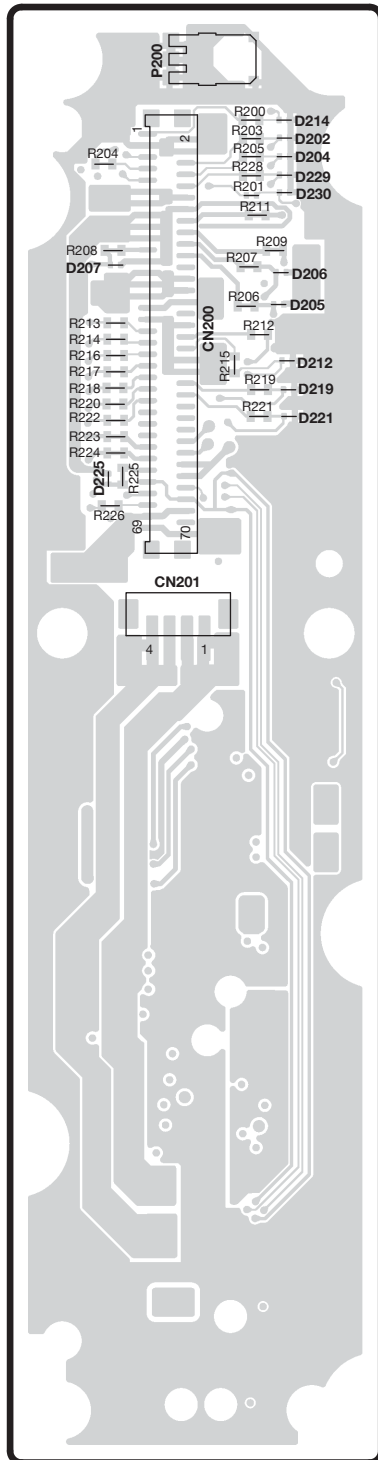
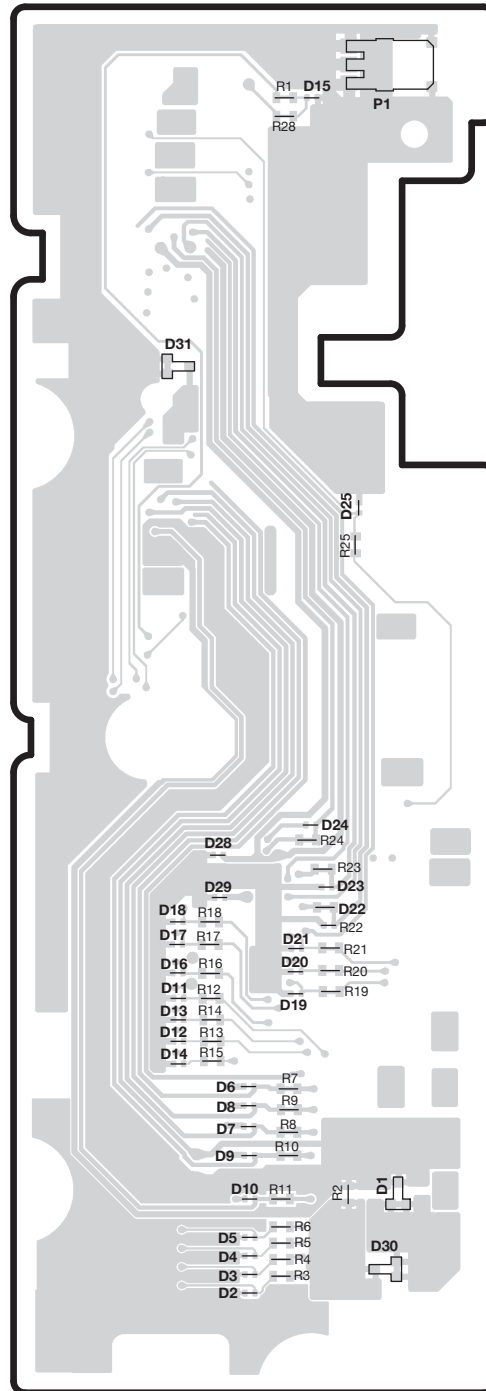


Refer to the schematic diagram for the values of resistors and capacitors.

PC BOARD (FOIL SIDE VIEW)

DNX5280BT/5380/5380M/5380BT/5580BT

X17 B/2


 PROCESSOR UNIT
 X17-213x-xx A/2 (J76-0750-02)


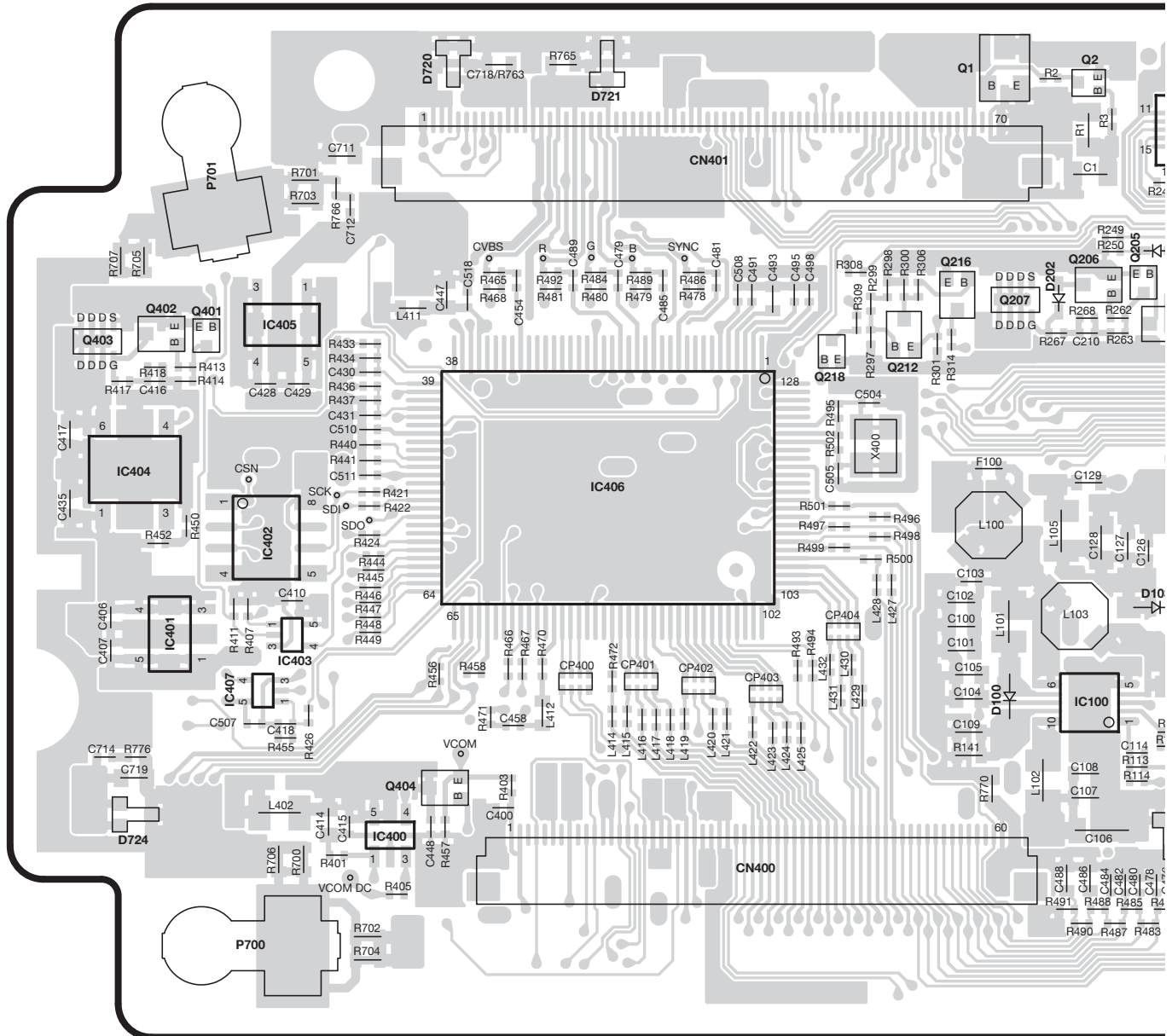
Refer to the schematic diagram for the values of resistors and capacitors.

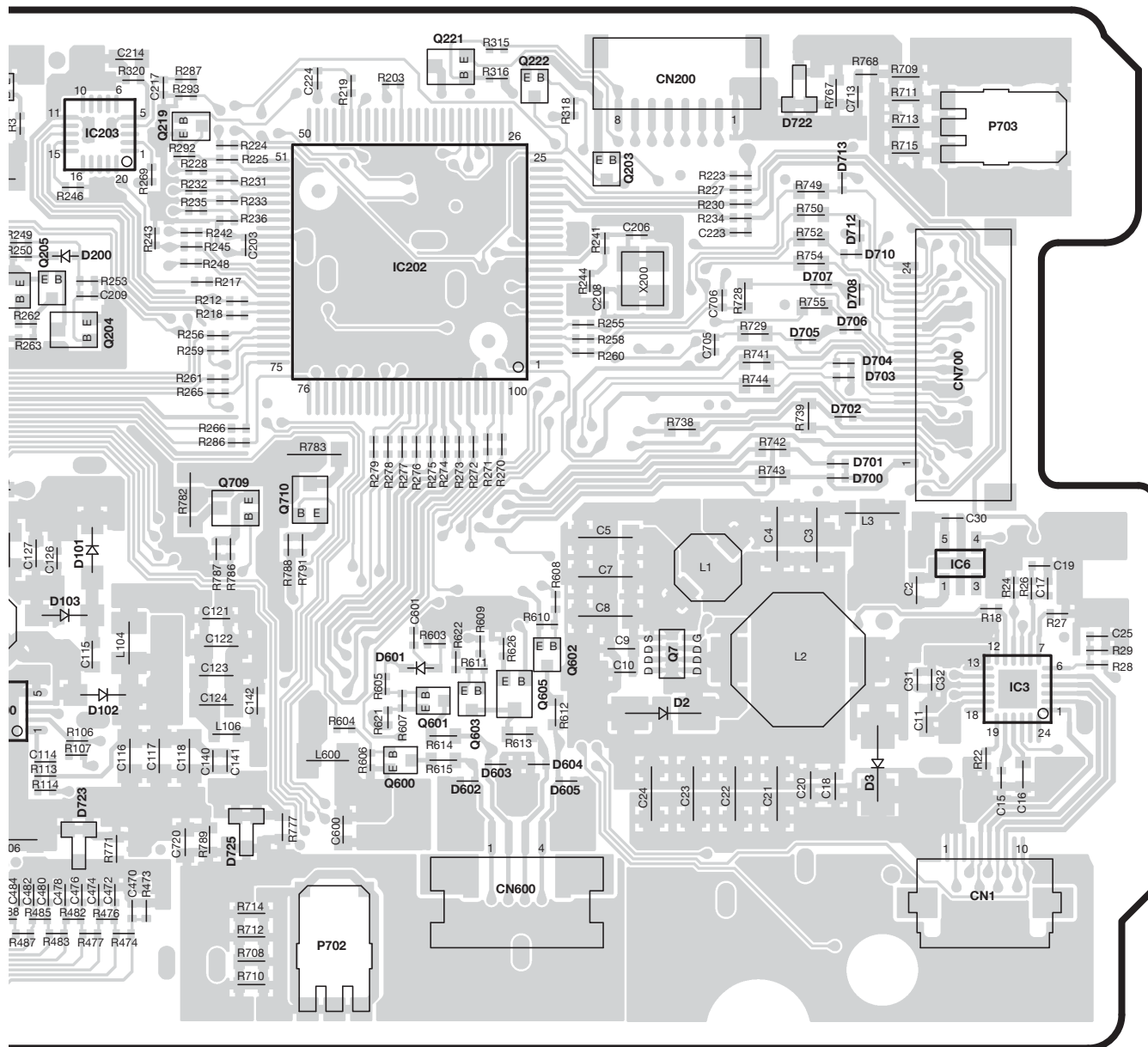
DNX4280BT/5180/5280BT/5380/5380M
/5380BT/5580BT/6040EX/6180/6480BT/6980

PC BOARD (COMPONENT SIDE VIEW)

VIDEO UNIT

X35-514x-xx (J76-0753-12)

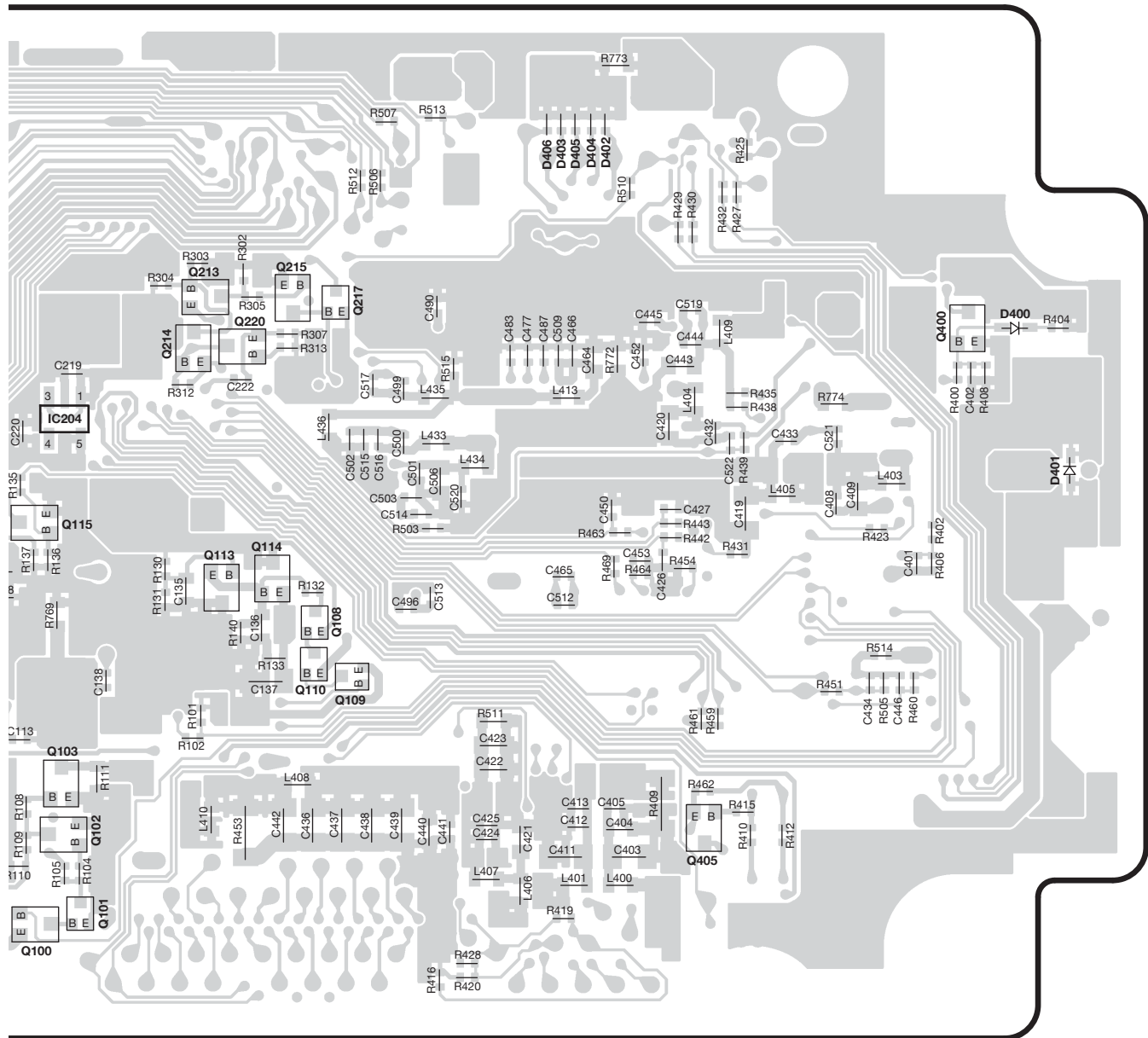




PC BOARD (FOIL SIDE VIEW)

▼





X35-514x-xx

Ref. No.	Address	Ref. No.	Address	Ref. No.	Address	Ref. No.	Address	Ref. No.	Address
IC1	4BT	Q5	5BT	Q108	4BY	Q209	2BW	Q701	2BT
IC2	5BT	Q6	5BT	Q109	4BY	Q213	2BX	Q702	2BT
IC4	5BT	Q100	5BW	Q110	4BY	Q214	3BX	Q703	3BT
IC5	4BS	Q101	5BX	Q113	4BX	Q215	2BY	Q705	3BU
IC101	5BW	Q102	5BX	Q114	4BY	Q217	3BY	Q706	3BU
IC200	2BV	Q103	4BX	Q115	3BX	Q220	3BX	Q708	4BV
IC201	2BU	Q104	4BW	Q116	3BW	Q400	3CA		
IC204	3BX	Q105	4BW	Q117	4BW	Q405	5BZ		
IC700	4BV	Q106	5BW	Q200	2BU	Q604	4BV		
Q4	5BU	Q107	5BW	Q208	2BU	Q700	3BT		

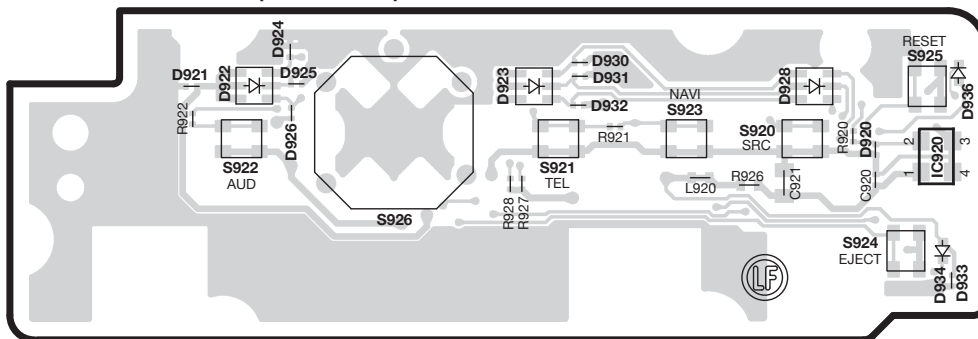
Refer to the schematic diagram for the values of resistors and capacitors.

DNX4280BT/5180/5280BT/5380/5380M
/5380BT/5580BT/6040EX/6180/6480BT/6980

PC BOARD (COMPONENT SIDE VIEW)

DNX4280BT/5180/6040EX/6180/6480BT/6980

SWITCH UNIT
X16-7060-10 (J76-0758-02)



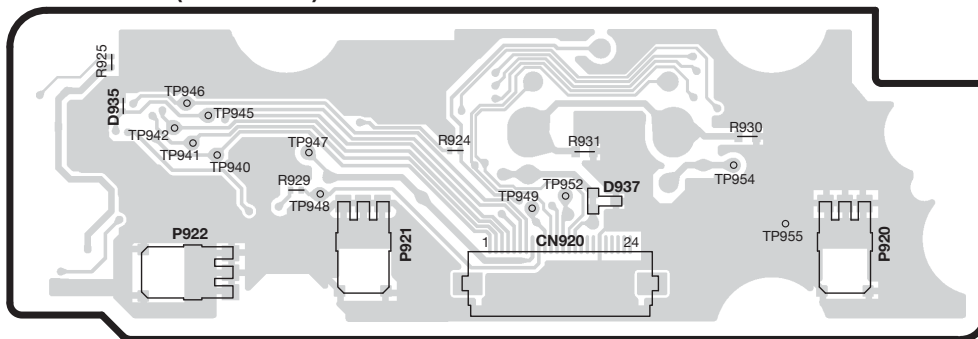
X16-7060-10

Ref. No.	Address
IC920	2CG

PC BOARD (FOIL SIDE VIEW)

DNX4280BT/5180/6040EX/6180/6480BT/6980

SWITCH UNIT
X16-7060-10 (J76-0758-02)

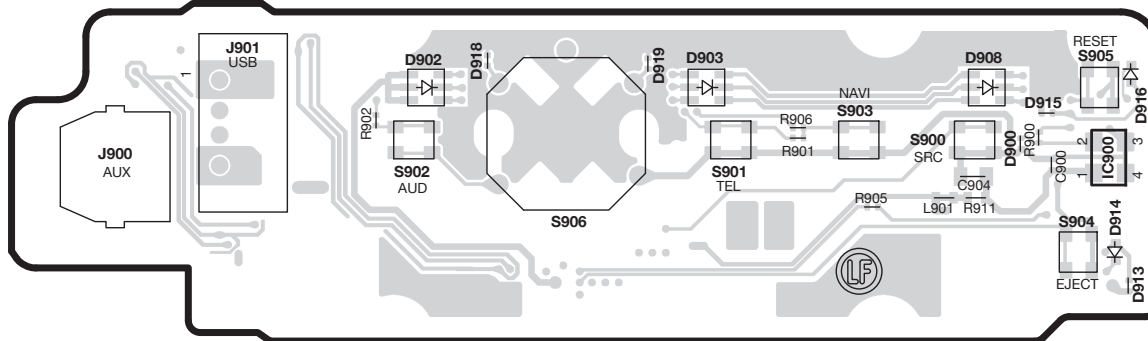


Refer to the schematic diagram for the values of resistors and capacitors.

PC BOARD (COMPONENT SIDE VIEW)

DNX5280BT/5380/5380M/5380BT/5580BT

SWITCH UNIT
X16-716x-xx (J76-0759-12)



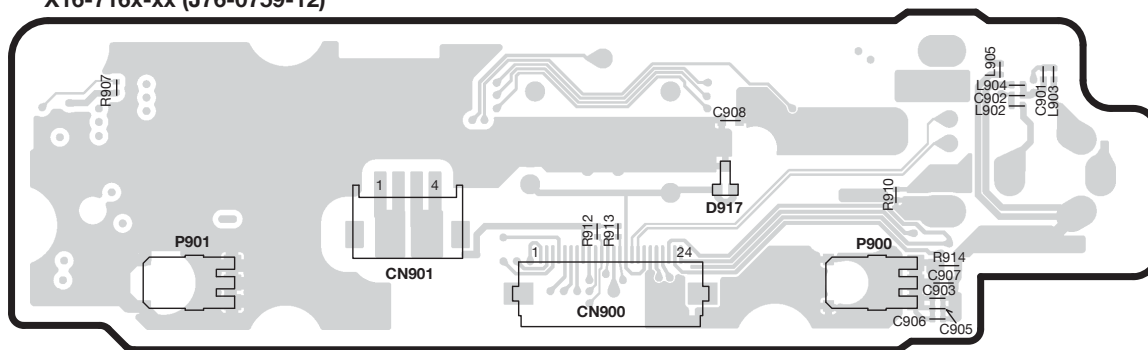
X16-716x-xx

Ref. No.	Address
IC900	2CL

PC BOARD (FOIL SIDE VIEW)

DNX5280BT/5380/5380M/5380BT/5580BT

SWITCH UNIT
X16-716x-xx (J76-0759-12)

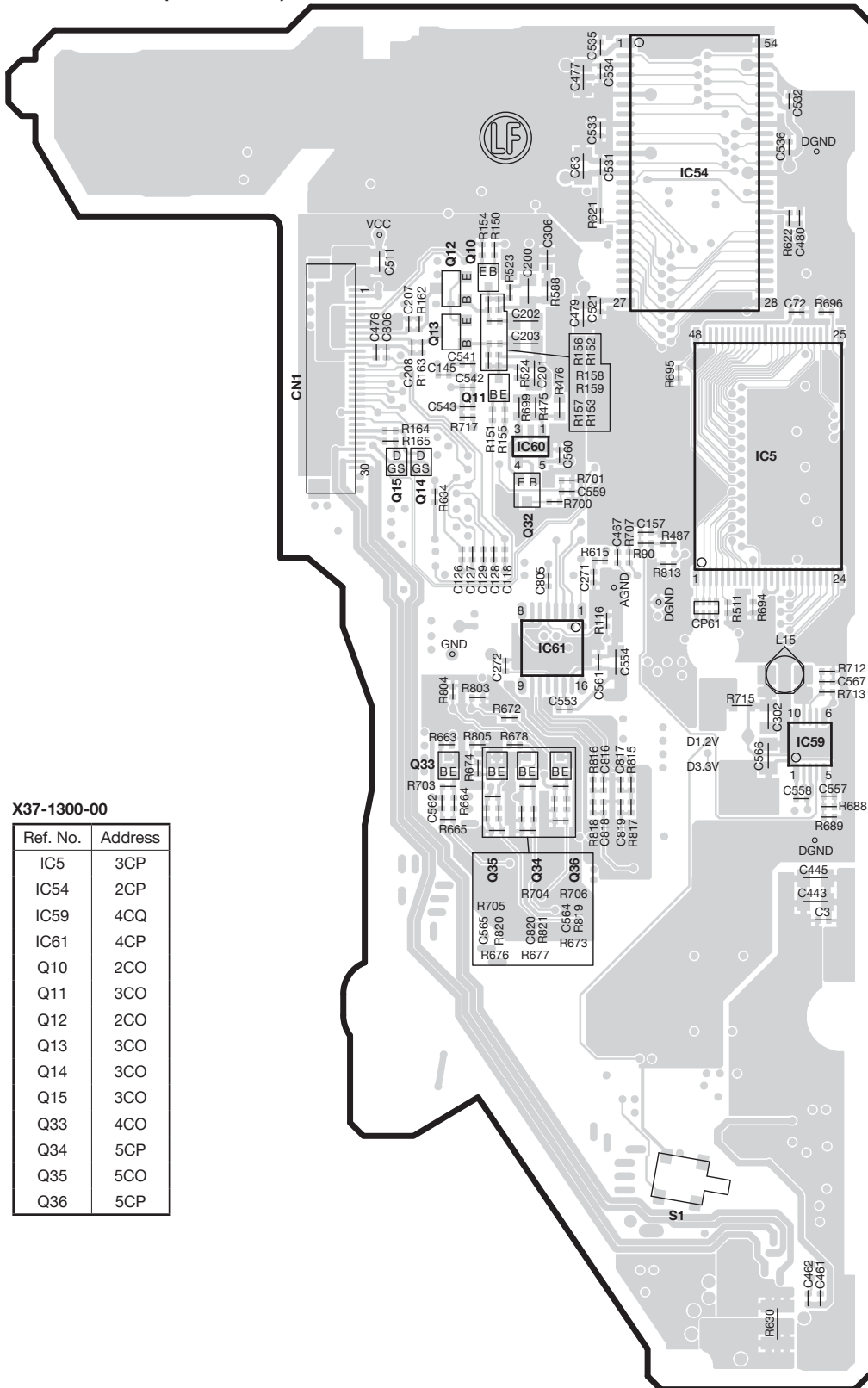


Refer to the schematic diagram for the values of resistors and capacitors.

DNX4280BT/5180/5280BT/5380/5380M
/5380BT/5580BT/6040EX/6180/6480BT/6980

PC BOARD (COMPONENT SIDE VIEW)

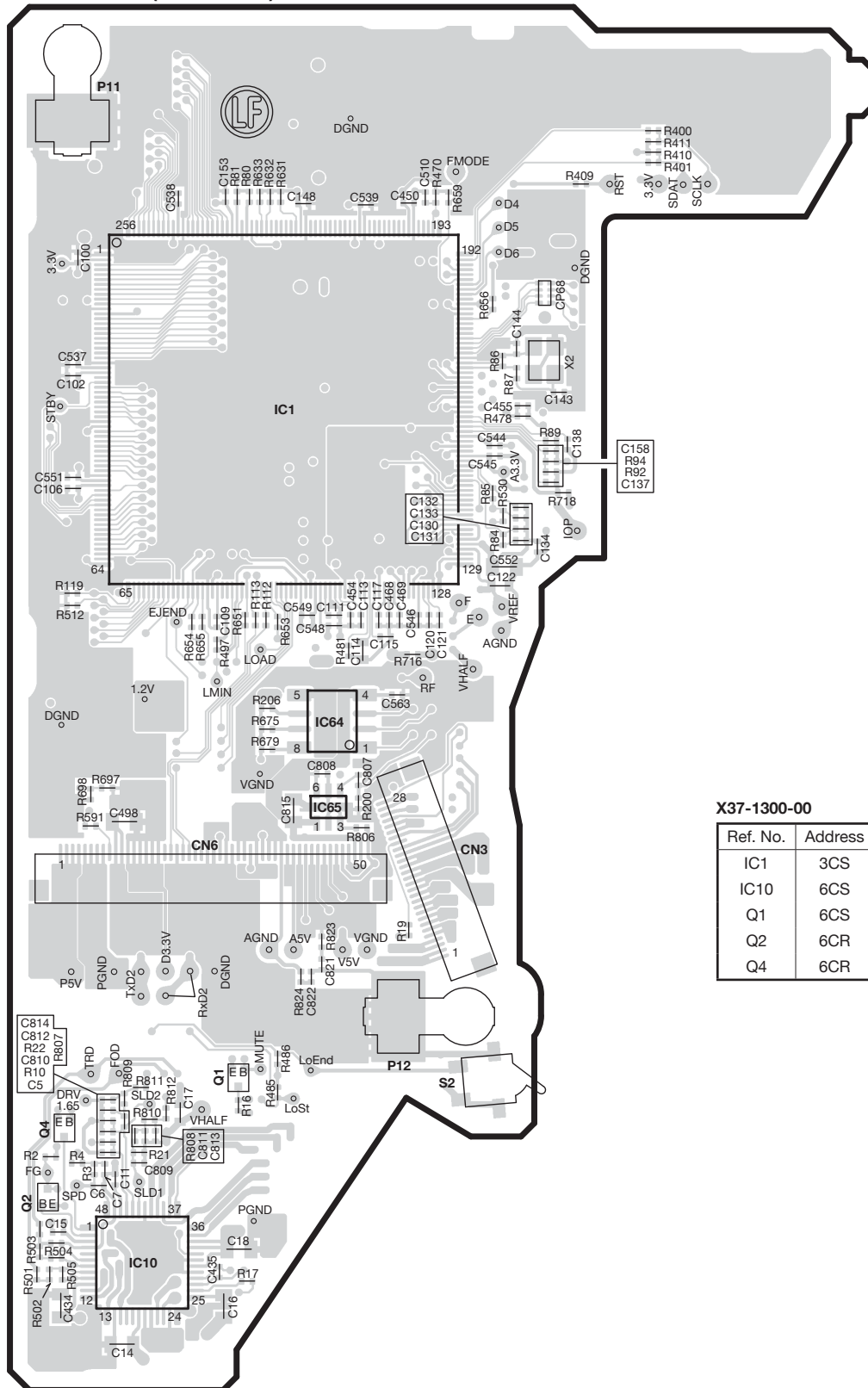
DVD UNIT
X37-1300-00 (J76-0761-22)



Refer to the schematic diagram for the values of resistors and capacitors.

PC BOARD (FOIL SIDE VIEW)

DVD UNIT
X37-1300-00 (J76-0761-22)

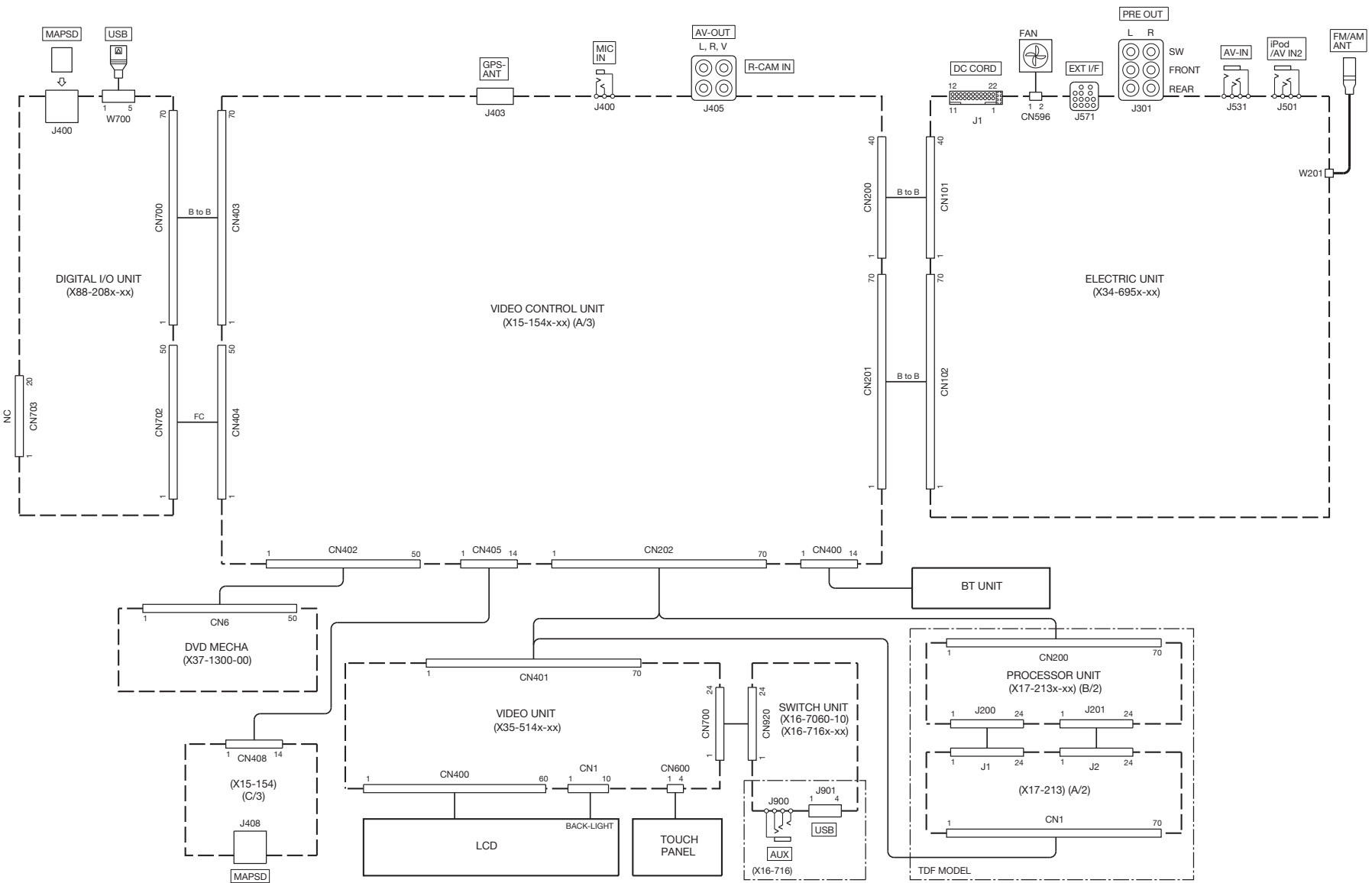


X37-1300-00

Ref. No.	Address
IC1	3CS
IC10	6CS
Q1	6CS
Q2	6CR
Q4	6CR

Refer to the schematic diagram for the values of resistors and capacitors.

INTERCONNECTION DIAGRAM



1

2

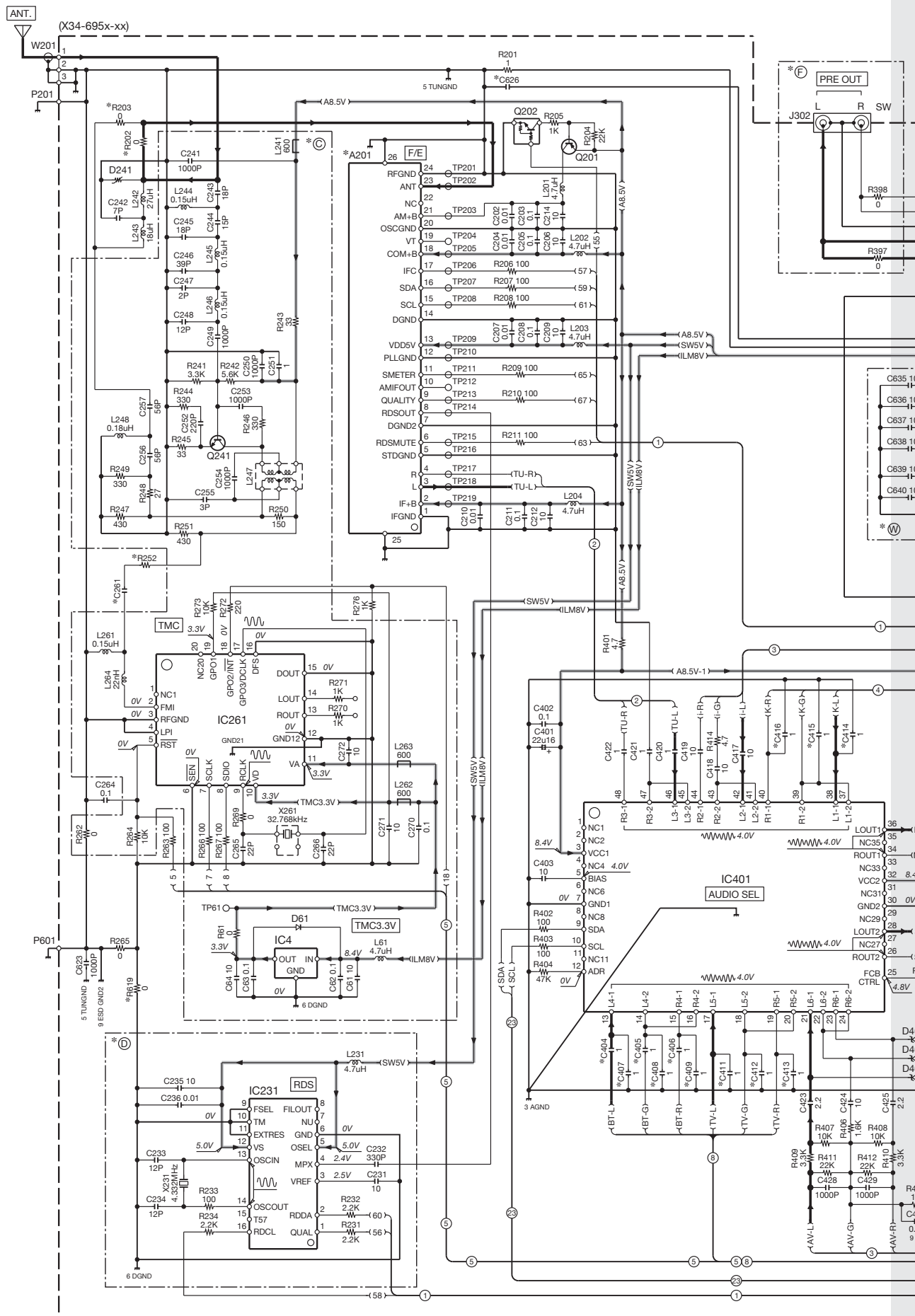
3

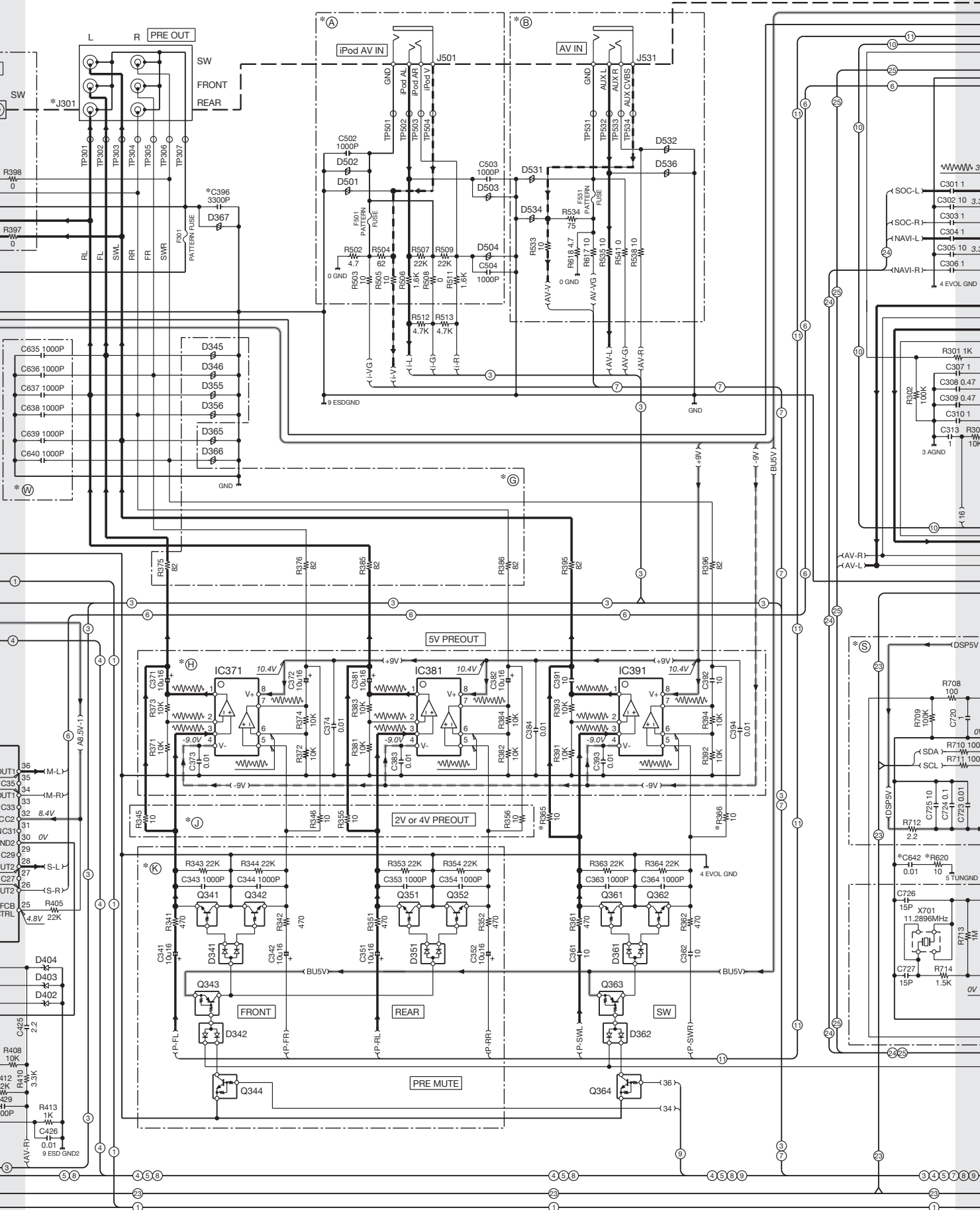
4

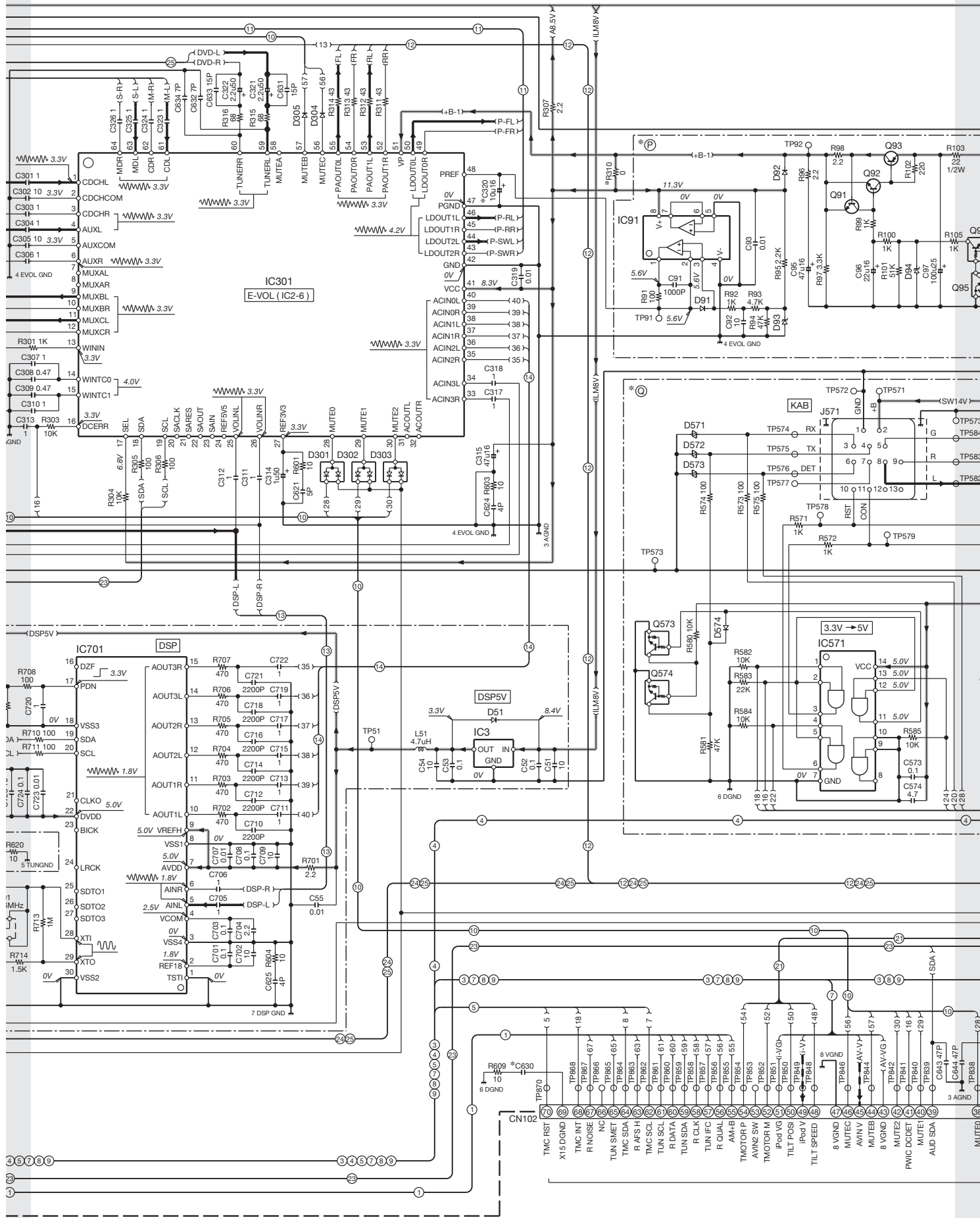
5

6

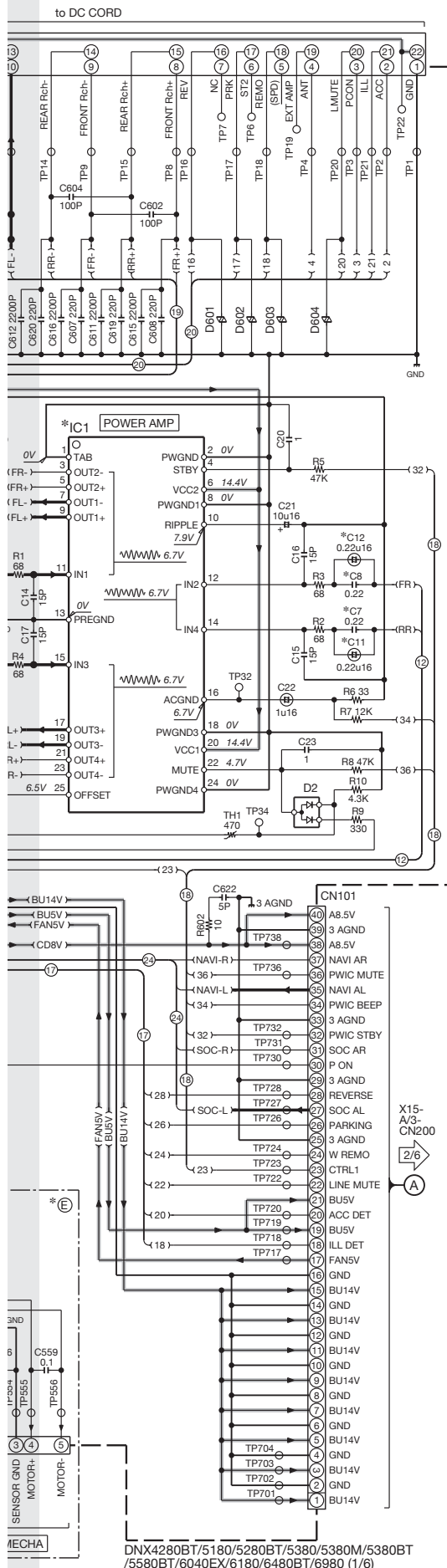
7









[illegible]

IC1 : TB2926HQ
IC2 : LV5680P
IC4 : XC6201P332PR
IC71 : ICL7660SIBAZ
IC231 : E-TDA7478AD
IC261 : -
IC301 : E-TDA7415CB
IC371,381,391 : NJM4565E-ZB
IC401 : AN15863UA-VB
IC571 : TC74VHCT08AFT

Q71,111,131 : RTN241M-T111
Q72 : RT1P241M-T111
Q73 : 2SA1797
Q74,76,78,80,151 : 2SC4154T1(E,F)
Q75,77,79 : ISA1602AM(F)
Q121 : RT1P144M-T111
Q201 : 2SA1577
Q202,344,364,575 : RTN144M-T111
Q241 : 2SC3357-A
Q341,342,351,352,361,362 : RTN1430M-T111
Q343 : RT1P436M-T111
Q363 : RT1P441M-T111
Q573,574 : RTN144M-T111
Q576 : MTM981400BF

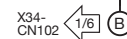
D1 : RM4ZJLF-J4NF
D2,301-303,341,342,
351,361,362, MC2846-T111
D61,111,121,131,152,
304,305,574 : HSU119TRF-E
D71 : RKZ11KG(B2)
D72 : RKZ5.6KG(B2)
D141,151,403 : RKZ2.6KG(B2)
D161,171 : SR264M-400
D162,172 : 1R154-400
D181 : SR24.7KG(B2)
D241 : EZAEG3A50A
D345,346,355,356,
365-367,502,504,531,
532,536,575-577
 : VR1005AAA180
D402,404 : RKZ8.2KG(B2)
D501,534,571-573,
579 : VR1005AAA270
D601-604 : CVL100270M300

VIDEO LINE
SIGNAL LINE
GND LINE
+B LINE
-B LINE

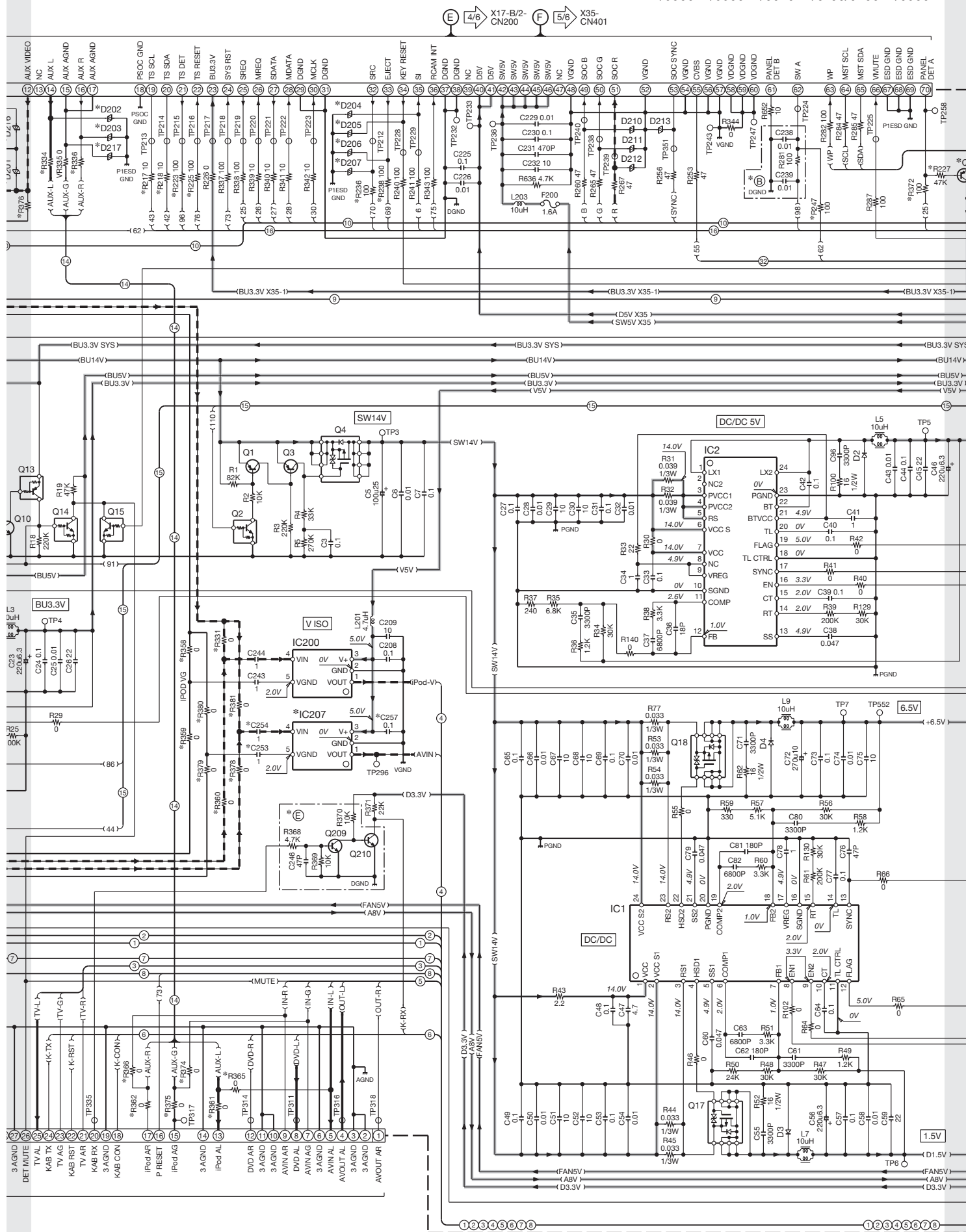
CAUTION : For continued safety, replace safety critical components only with manufacturer's recommended parts (refer to parts list).

△Indicates safety critical components. To reduce the risk of electric shock, leakage-current or resistance measurements shall be carried out (exposed parts are acceptably insulated from the supply circuit) before the appliance is returned to the customer.

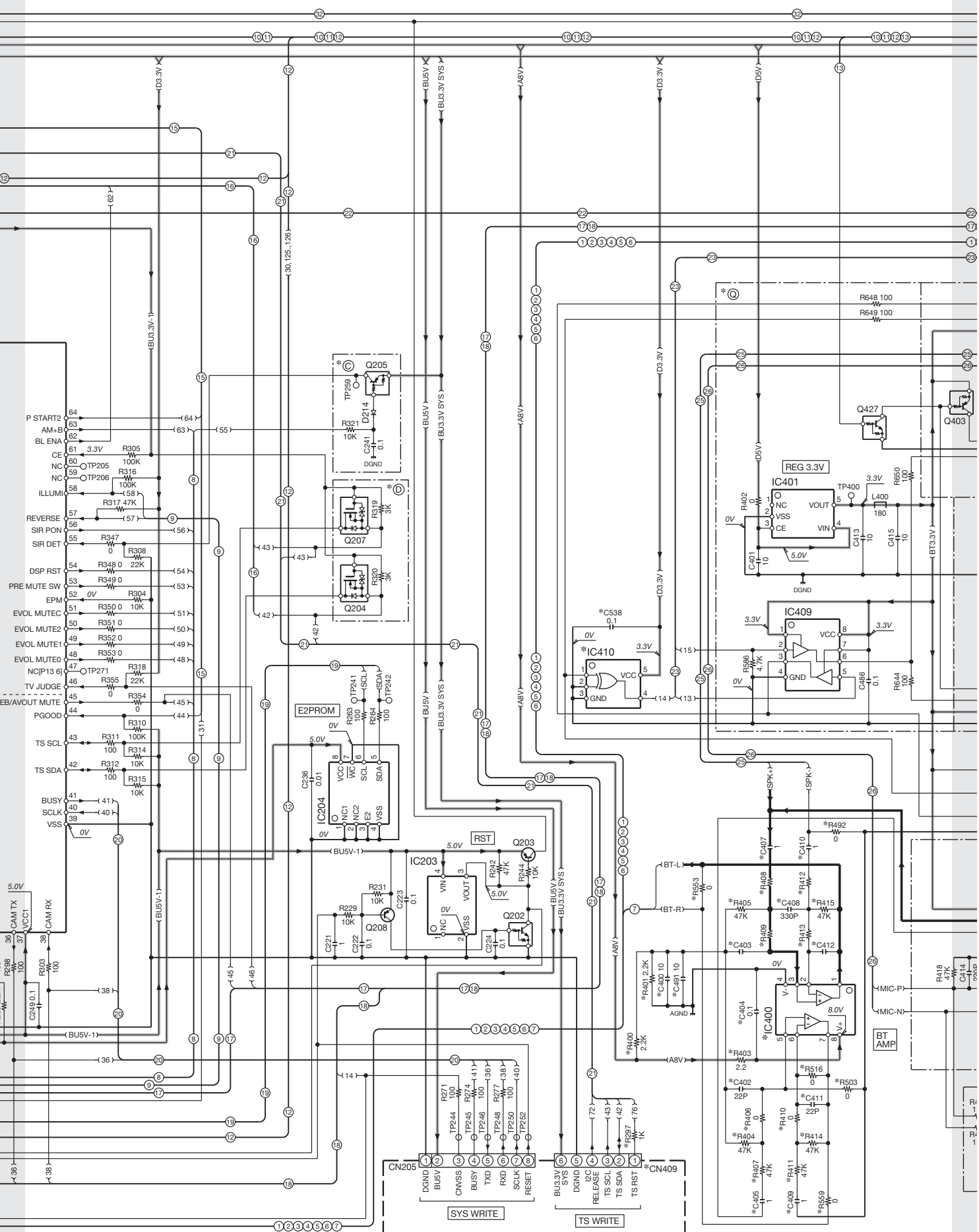
- DC voltages are as measured with a high impedance voltmeter. Values may vary slightly due to variations between individual instruments or/and units.

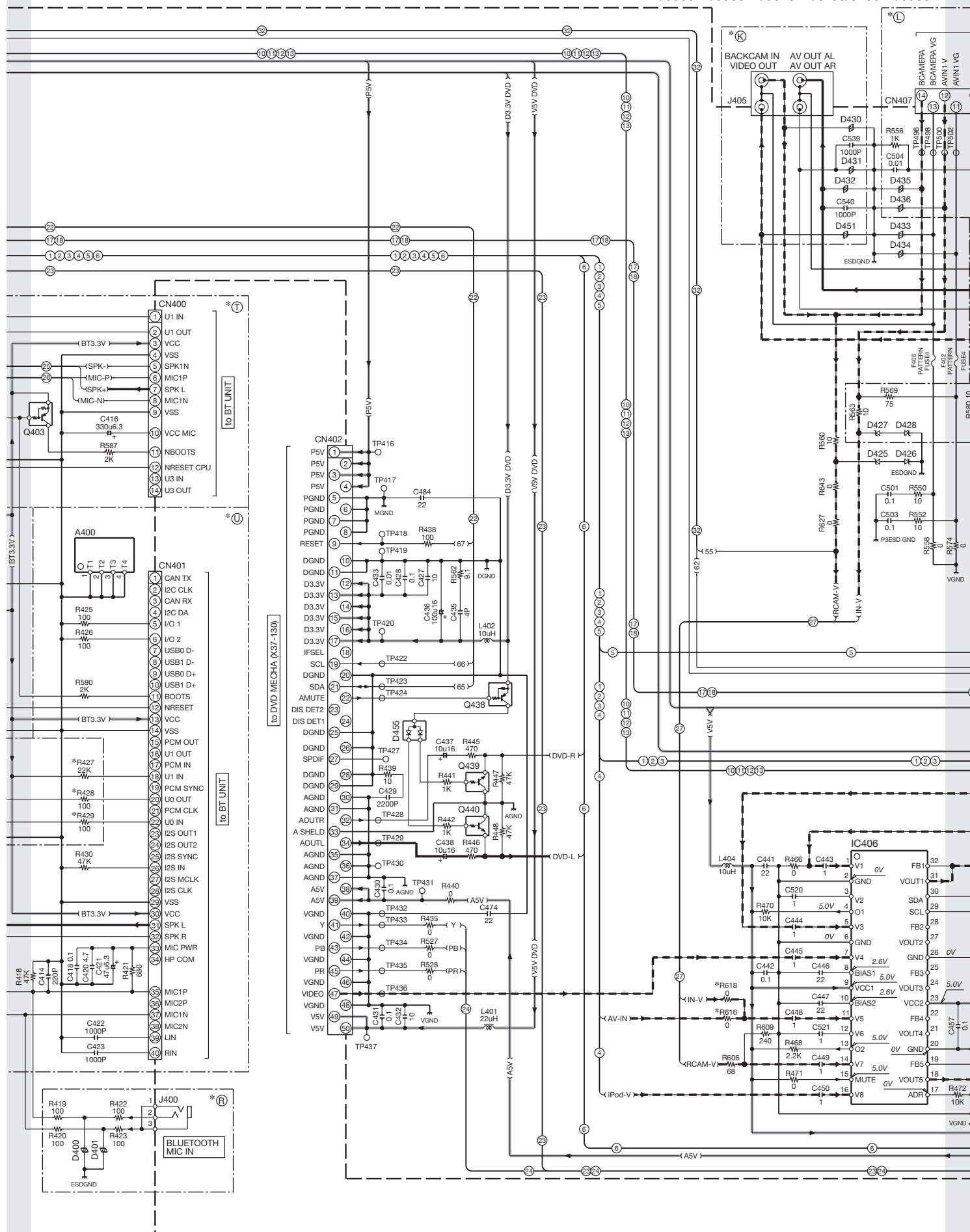


DNX4280BT/5180/5280BT/5380/5380M
/5380BT/5580BT/6040EX/6180/6480BT/6980

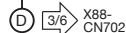


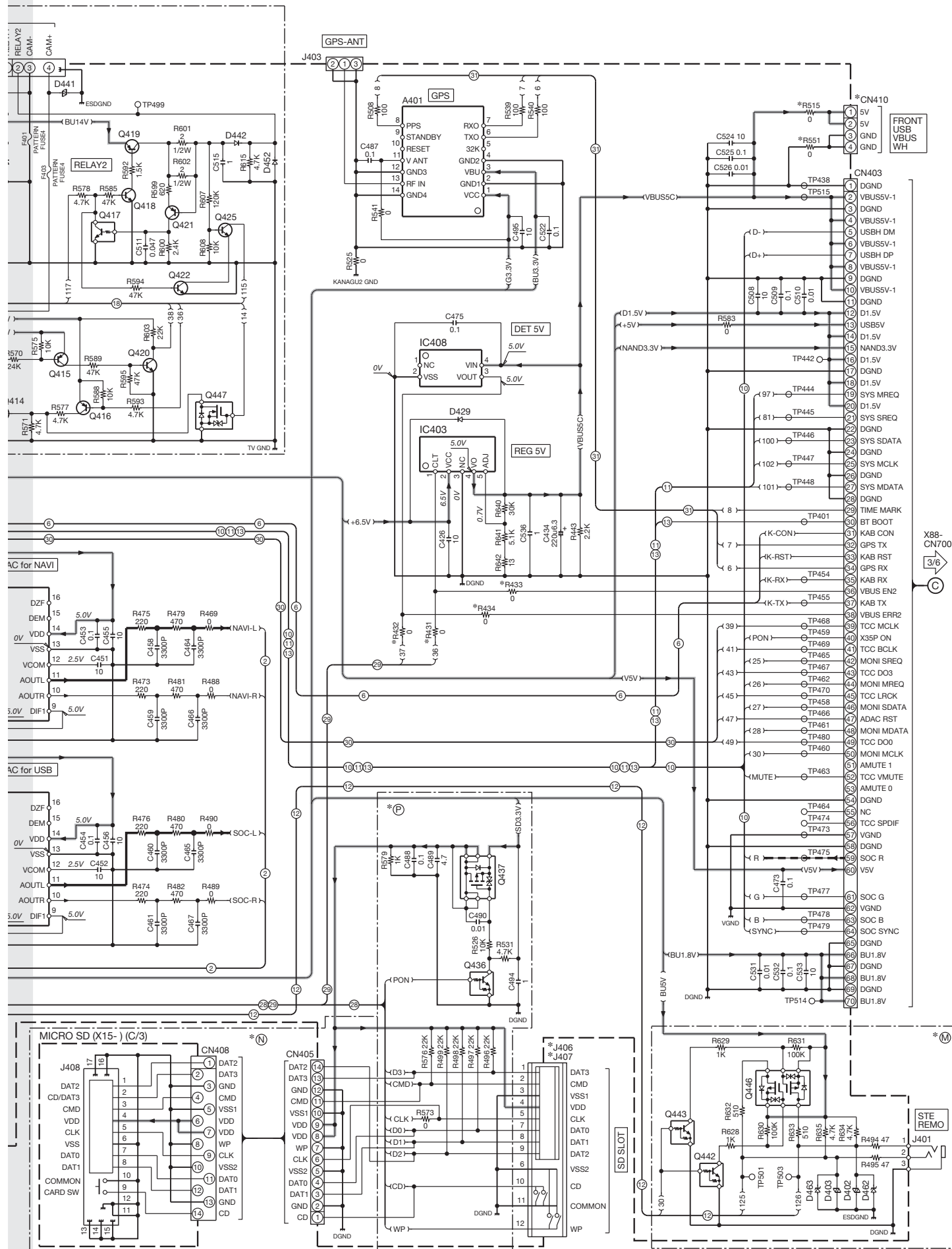
DNX4280BT/5180/5280BT/5380/5380M
/5380BT/5580BT/6040EX/6180/6480BT/6980





AV IN/OUT





X15-(54x-xx)																														
MODEL NAME	UNIT No.	DESTI-NATION	(A)	(B)	(C)	(D)	(E)	(F)	(G)	(H)	(I)	(J)	(K)	(L)	(M)	(N)	(O)	(P)	(Q)	(R)	(S)	(T)	(U)	(V)	(W)	(X)	(Y)	(Z)		
DNX6980	0-00	K	—	—	—	—	—	—	—	—	—	—	—	—	—	—	—	—	—	—	—	—	—	—	—	—	—	—		
DNX6180	0-11	K1	—	—	—	—	—	—	—	—	—	—	—	—	—	—	—	—	—	—	—	—	—	—	—	—	—	—		
DNX6400EX	0-12	K2	—	—	—	—	—	—	—	—	—	—	—	—	—	—	—	—	—	—	—	—	—	—	—	—	—	—		
DNX6480BT	3-21	R1	—	—	—	—	—	—	—	—	—	—	—	—	—	—	—	—	—	—	—	—	—	—	—	—	—	—		
DNX6280BT	2-71	E1	—	—	—	—	—	—	—	—	—	—	—	—	—	—	—	—	—	—	—	—	—	—	—	—	—	—		
DNX6580BT	3-81	O1	—	—	—	—	—	—	—	—	—	—	—	—	—	—	—	—	—	—	—	—	—	—	—	—	—	—		
DNX6380BT	0-71	X1	—	—	—	—	—	—	—	—	—	—	—	—	—	—	—	—	—	—	—	—	—	—	—	—	—	—		
DNX6180	0-13	K3	—	—	—	—	—	—	—	—	—	—	—	—	—	—	—	—	—	—	—	—	—	—	—	—	—	—		
DNX6380	0-21	W1	—	—	—	—	—	—	—	—	—	—	—	—	—	—	—	—	—	—	—	—	—	—	—	—	—	—		
DNX6380M	3-31	W2	—	—	—	—	—	—	—	—	—	—	—	—	—	—	—	—	—	—	—	—	—	—	—	—	—	—		
DNX6380	3-61	C1	—	—	—	—	—	—	—	—	—	—	—	—	—	—	—	—	—	—	—	—	—	—	—	—	—	—		
DNX4280BT	2-72	E2	—	—	—	—	—	—	—	—	—	—	—	—	—	—	—	—	—	—	—	—	—	—	—	—	—	—		

IC1 : AN33012UA-VB
 IC2 : AN33013UA-VB
 IC3 : LM26003MHX
 IC4 : XC6220B18BP-G
 IC5 : XC6223B18BP-G
 IC6 : XC6223B121P-G
 IC7,401 : XC6223B331P-G
 IC8 : R1114N181B-TR
 IC9 : BA00D0WHFP
 IC200,207 : NJM2505AF-ZB
 IC201 : R1114N331B-TR
 IC202 : TC7SET08FU-F
 IC203 : XC6120N302N-G
 IC204 :
 IC205 : W05-1669-00
 IC206 : TC7SH08FU-F
 IC400 : NJM4565E-ZB
 IC402 : XC6209B502P1
 IC403 : BD00C0AWFP
 IC404,405 : AK4388AETP
 IC406 : AN15886A-VF
 IC408 : XC6120N412N-G
 IC409 : TC7WH126FU-F
 IC410 : TC7SG86FU-F

Q1,3,6,9,37,38,40,203,
 208 : 2SA1774
 Q2,12,14-16,20,28,30,
 32,33,202,212,427 :
 RT1N441U-T111
 Q4 : TPC8110-F
 Q5,8,10,35,36,209,210 :
 2SC5383-T1(F)
 Q7 : RT1P140M-T111
 Q11,22,24,436,442,443 :
 RT1N144U-T111
 Q13 : RT1P141U-T111
 Q17,18,31 : TPCF8104-F
 Q19,29,34,200,211 :
 2SB1689
 Q21,23 : CPH3105-E
 Q27,437 : RTQ025P02
 Q39,201,205,403,438 :
 RT1P144U-T111
 Q423,426,439,440 :
 RT1N430M-T111
 Q424 : RT1P441M-T111
 Q446 : RT3J33M-1

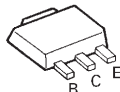
D1-4 : RB080L-30
 D5,7,11 : 1SR154-400
 D8,23,214,429 :
 RKS801KF
 D201-203 : CVL10C270M300
 D204,206,207,216,217,
 423,430,451,461 :
 VR1005CCA270
 D205,400-403,421,422,
 433,434 : VR1005DDA080
 D210-213 : VR1005AAA270
 D404,405 : RKZ6.8KG(B2)
 D406,413-420,424-426,
 443,444,462,463 :
 RKZ6.2KG(B2)
 D431,432 : VR1005AAA180
 D455-457 : MC2846-T111

--- VIDEO LINE
 --- SIGNAL LINE
 --- GND LINE
 --- +B LINE

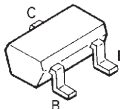
2SA2018



2SB1188
 2SC3357-A



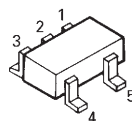
2SA1774



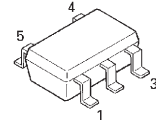
2SK3019



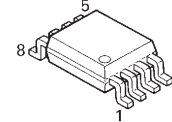
TC7SH08FU-F



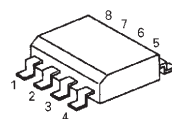
TC7SET08FU-F



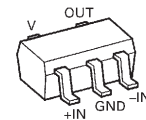
TC7WH126FU-F



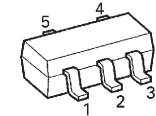
TC7WH34FK-F



NJM2107F-ZB



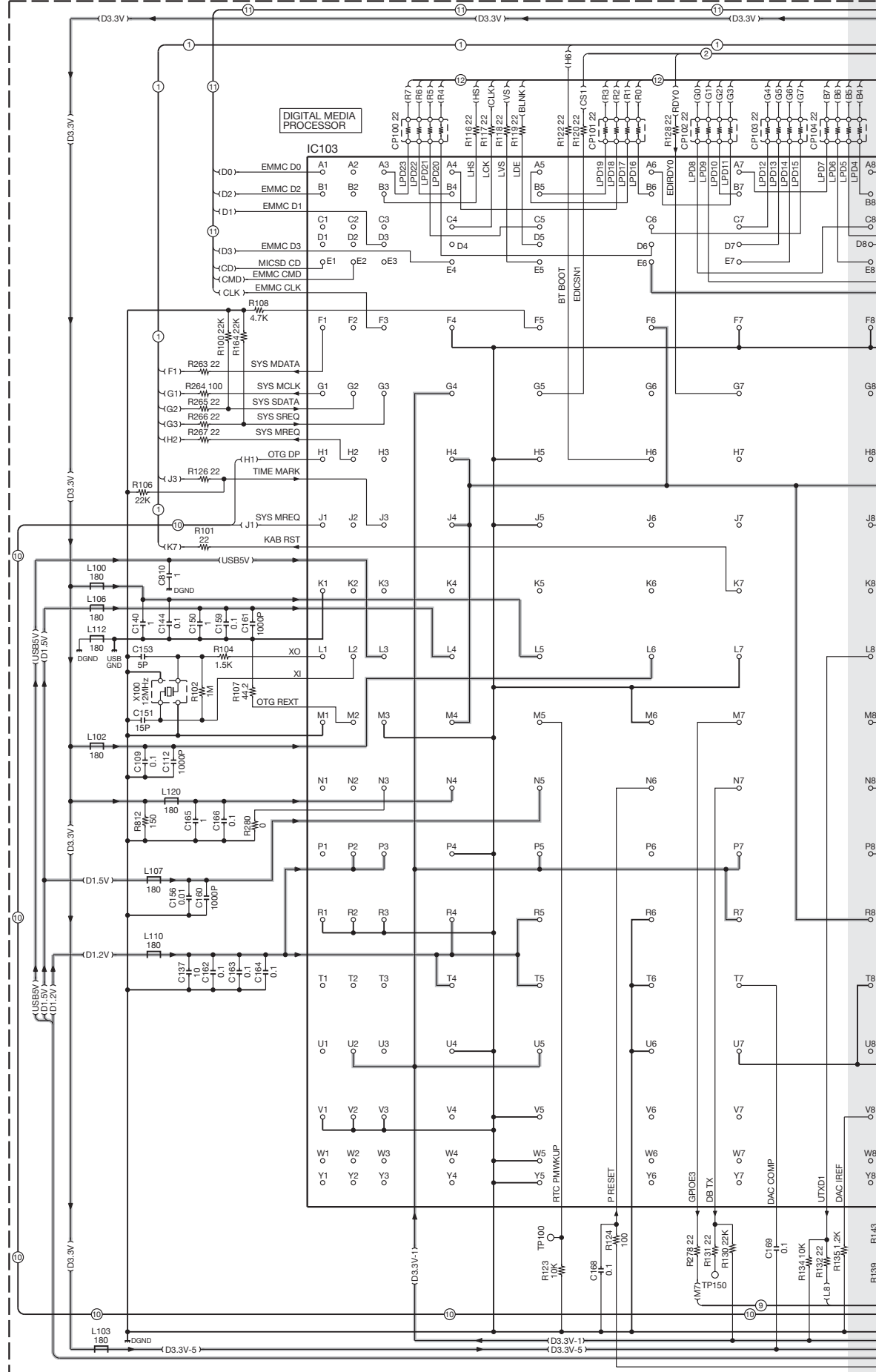
TC7SH32FU-F




CAUTION : For continued safety, replace safety critical components only with manufacturer's recommended parts (refer to parts list).
 △Indicates safety critical components. To reduce the risk of electric shock, leakage-current or resistance measurements shall be carried out (exposed parts are acceptably insulated from the supply circuit) before the appliance is returned to the customer.

- DC voltages are as measured with a high impedance voltmeter. Values may vary slightly due to variations between individual instruments or/and units.

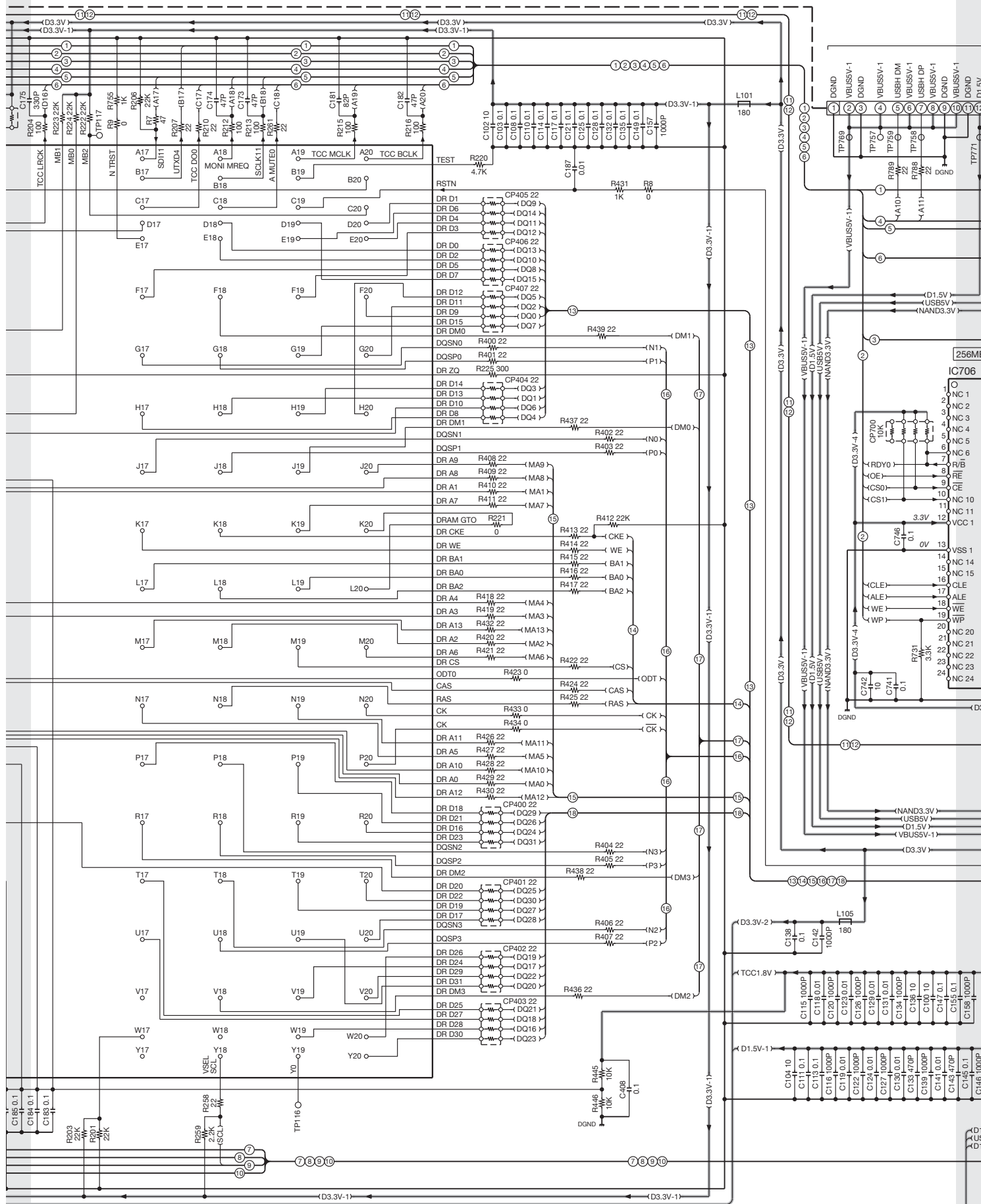
(X88-208x-xx)

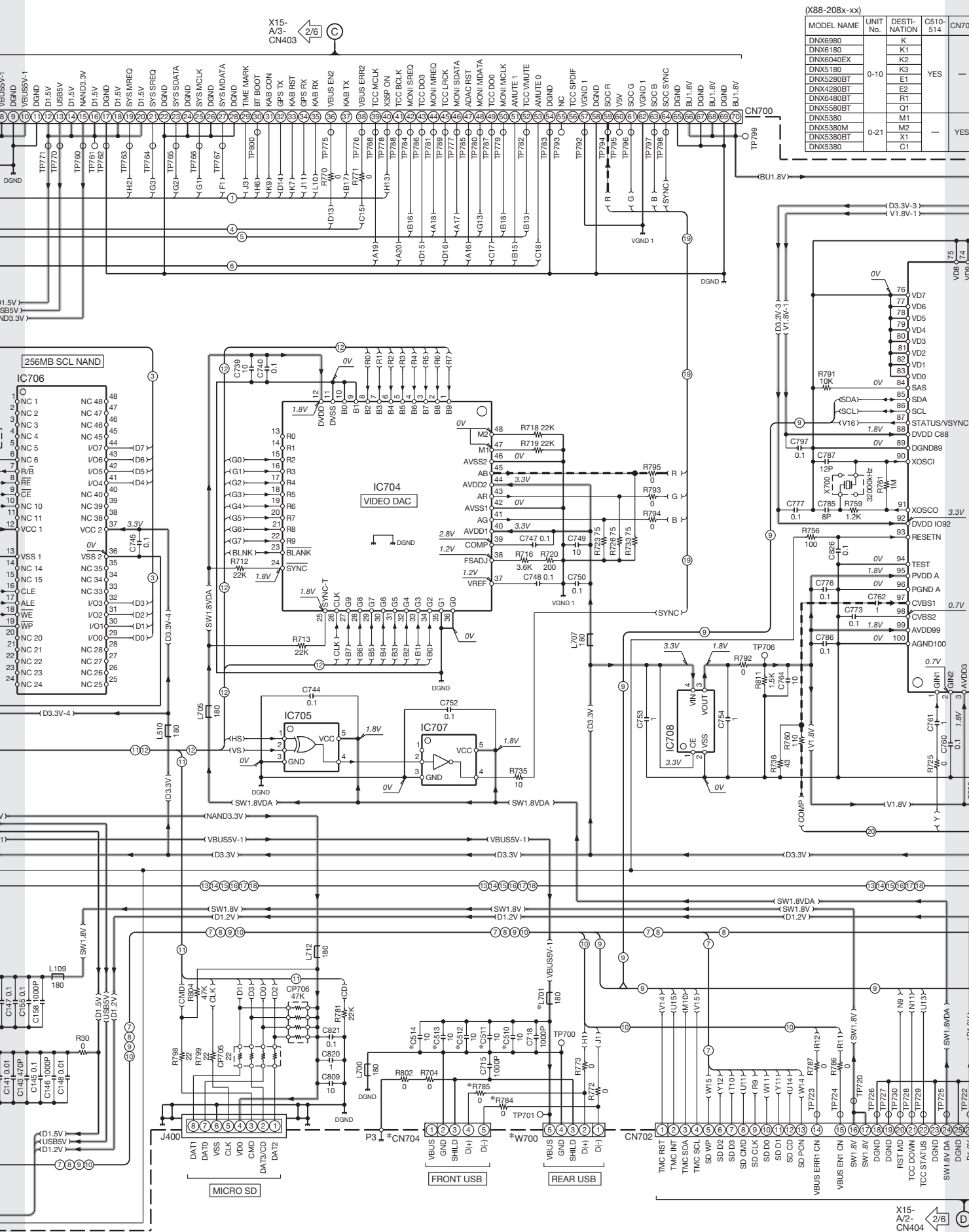


DNX4280BT/5180/5280BT/5380/5380M
/5380BT/5580BT/6040EX/6180/6480BT/6980




DNX4280BT/5180/5280BT/5380/5380M
/5380BT/5580BT/6040EX/6180/6480BT/6980

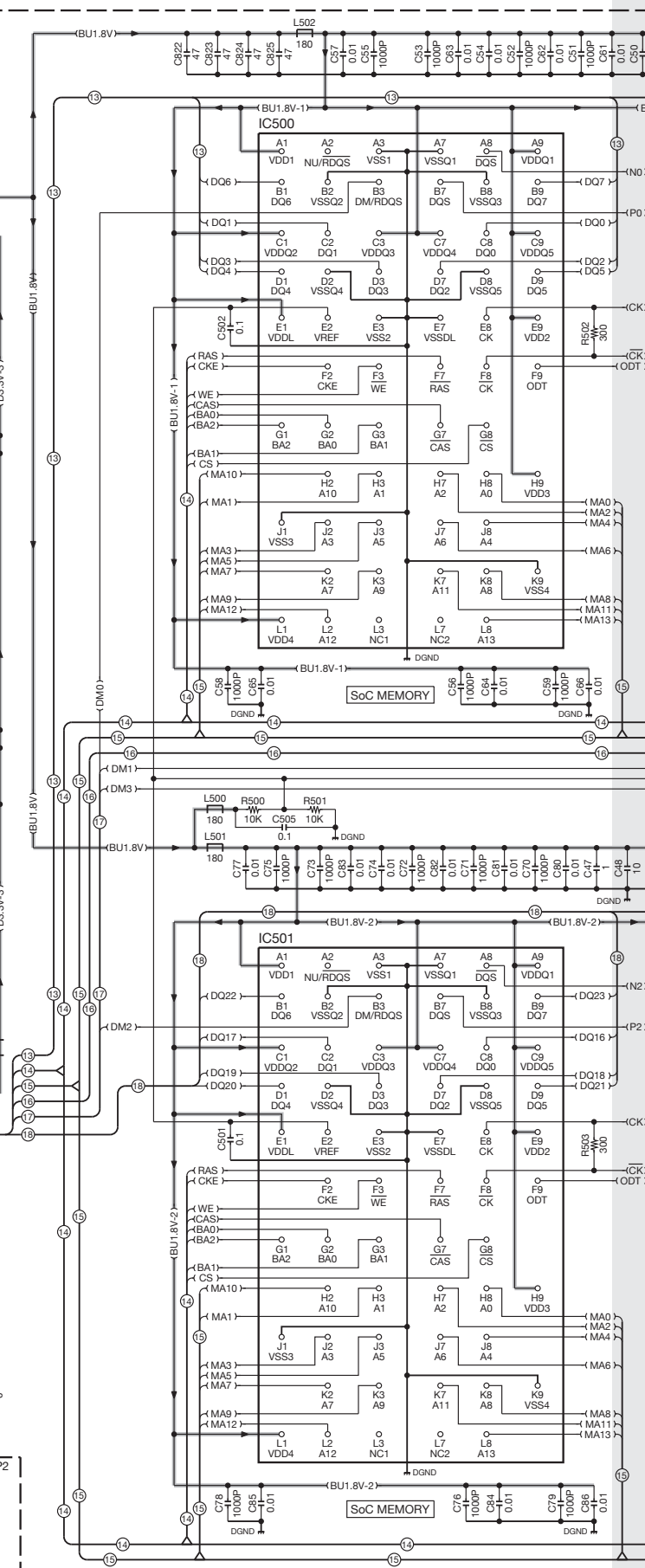
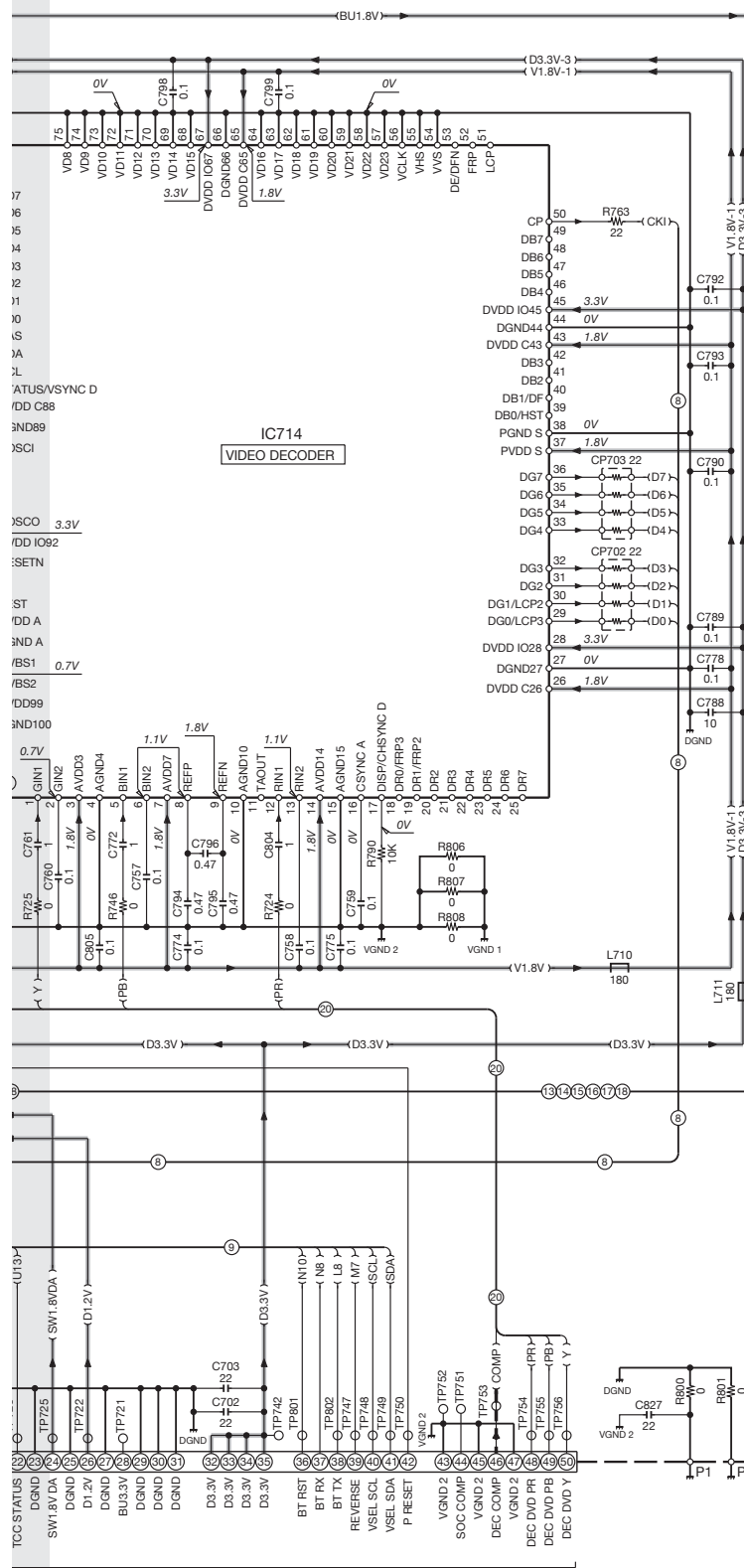




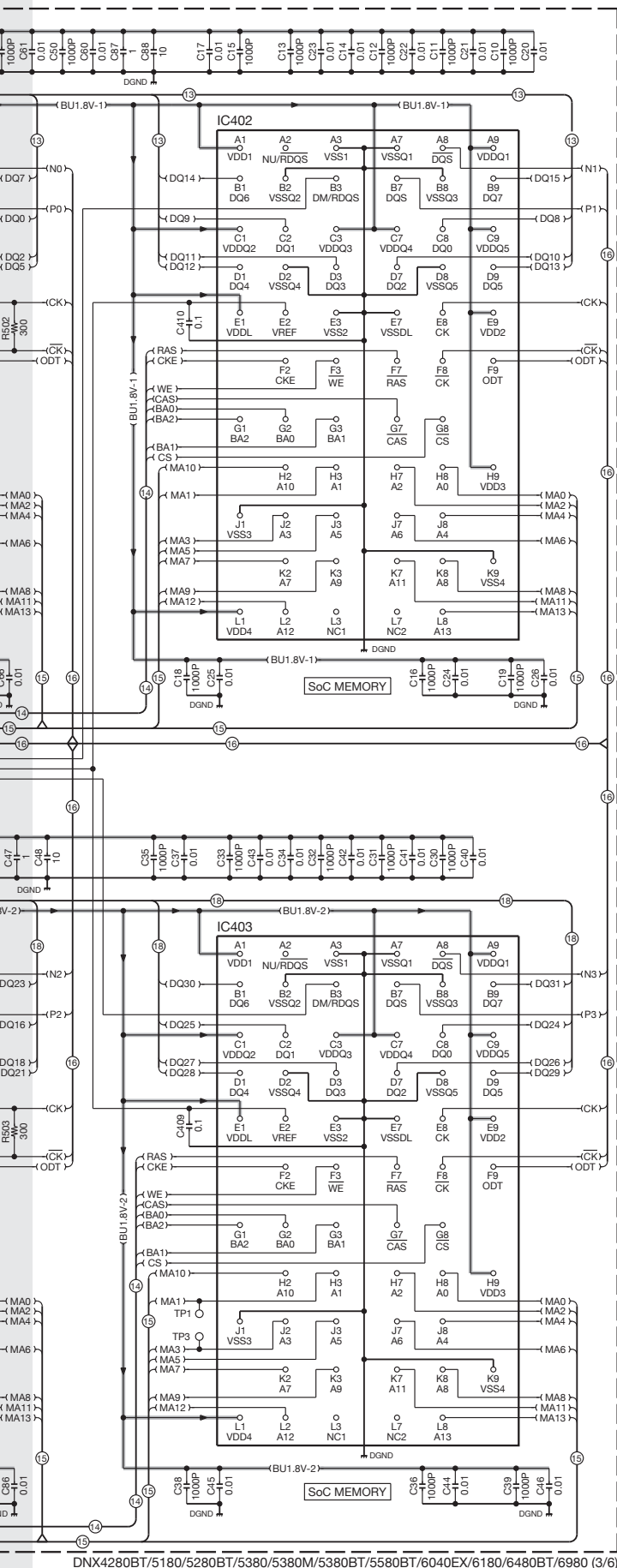
C510-514	CN704	L701	R784, 785	W700
YES	—	YES	—	YES
—	YES	—	YES	—

IC103	:	-
IC402,403	:	-
IC500,501	:	-
IC704	:	THS8136IPHR
IC705	:	TC7SG86FU-F
IC706	:	W05-1700-00
IC707	:	TC7SG04FU-F
IC708	:	XC6215B182NR
IC714	:	ML86V8202T03

 VIDEO LINE
 GND LINE
 +B LINE



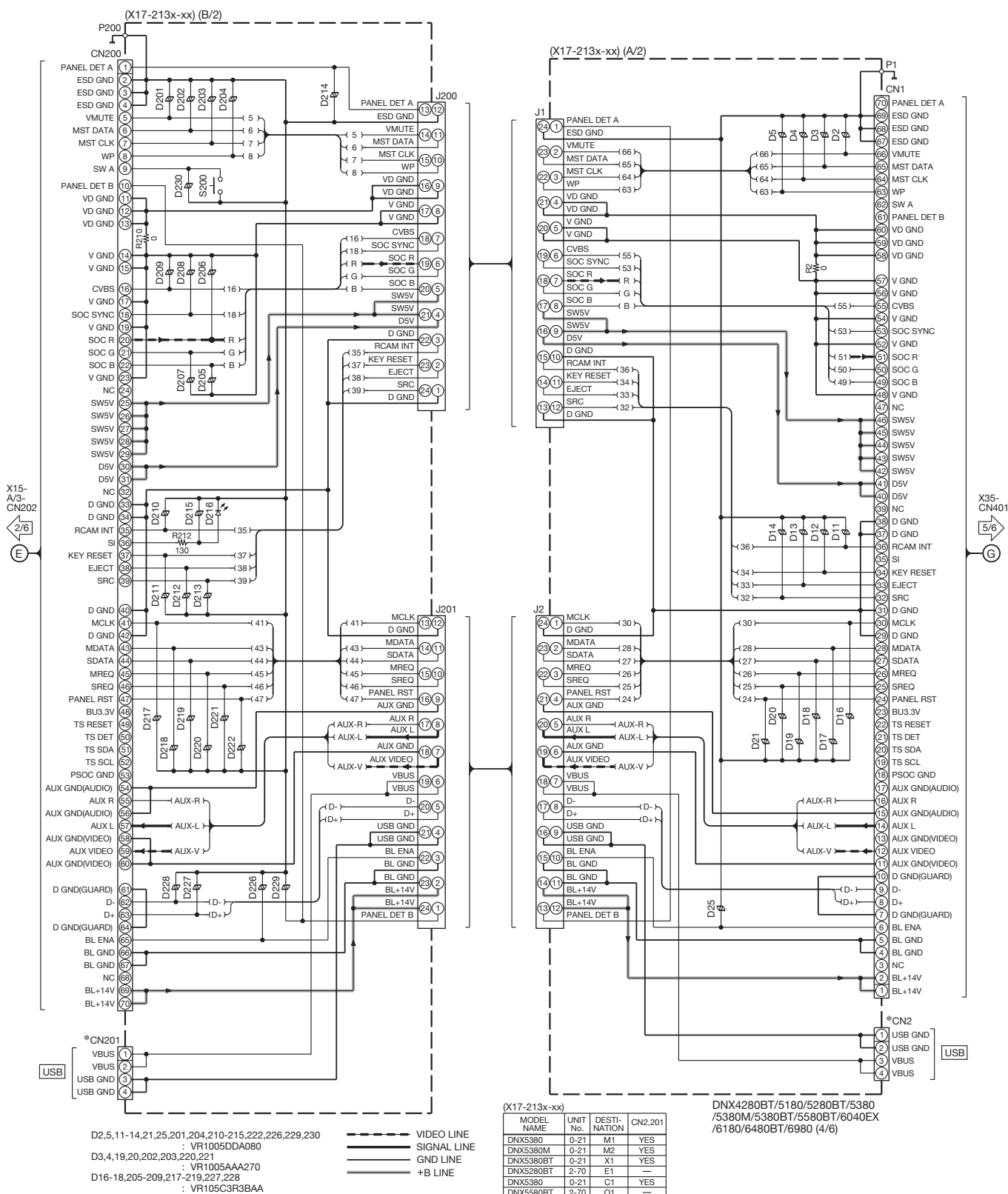
DNX4280BT/5180/5280BT/5380/5380M
/5380BT/5580BT/6040EX/6180/6480BT/6980



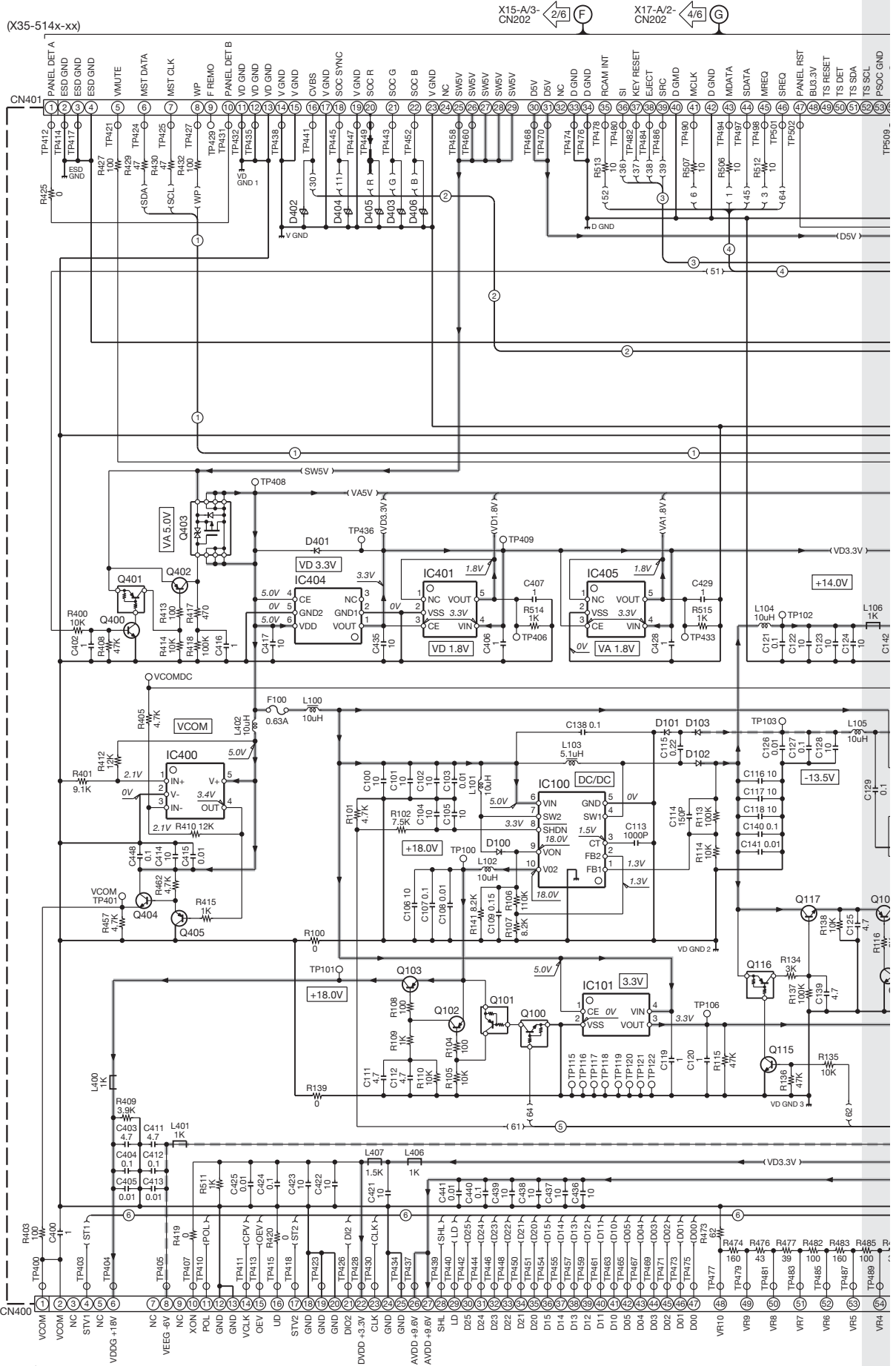
CAUTION : For continued safety, replace safety critical components only with manufacturer's recommended parts (refer to parts list).

△Indicates safety critical components. To reduce the risk of electric shock, leakage-current or resistance measurements shall be carried out (exposed parts are acceptably insulated from the supply circuit) before the appliance is returned to the customer.

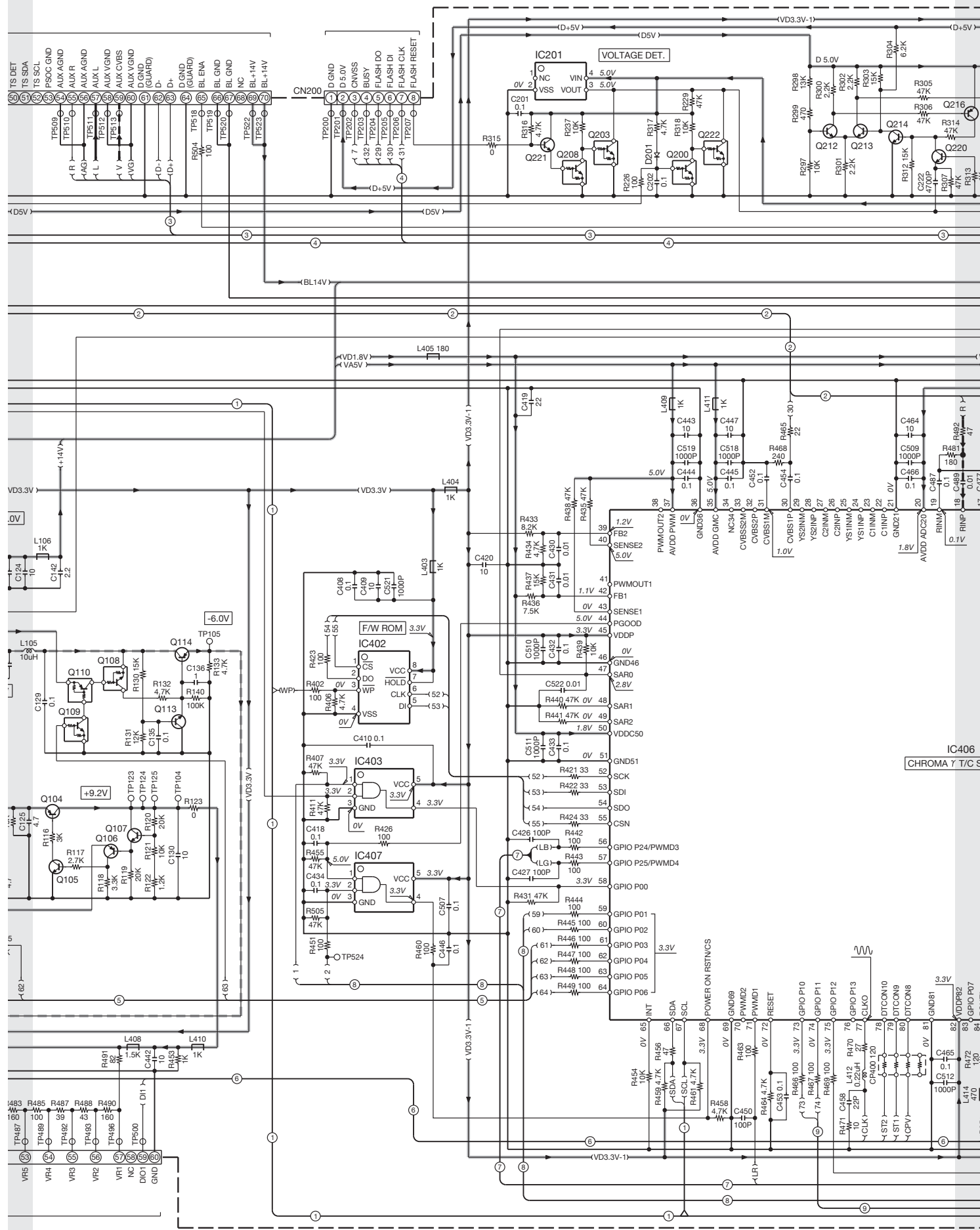
- DC voltages are as measured with a high impedance voltmeter. Values may vary slightly due to variations between individual instruments or/and units.

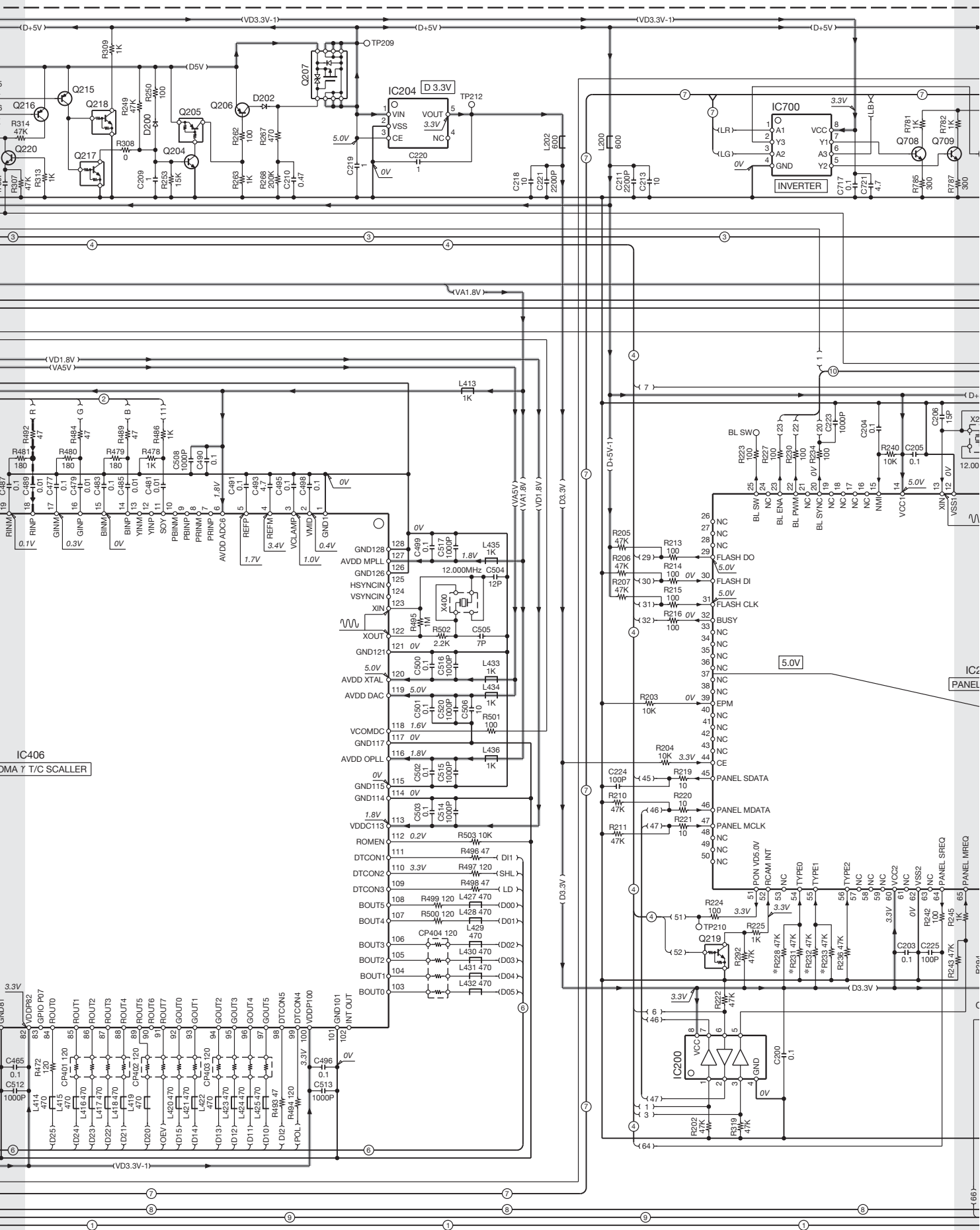


DNX4280BT/5180/5280BT/5380/5380M
/5380BT/5580BT/6040EX/6180/6480BT/6980

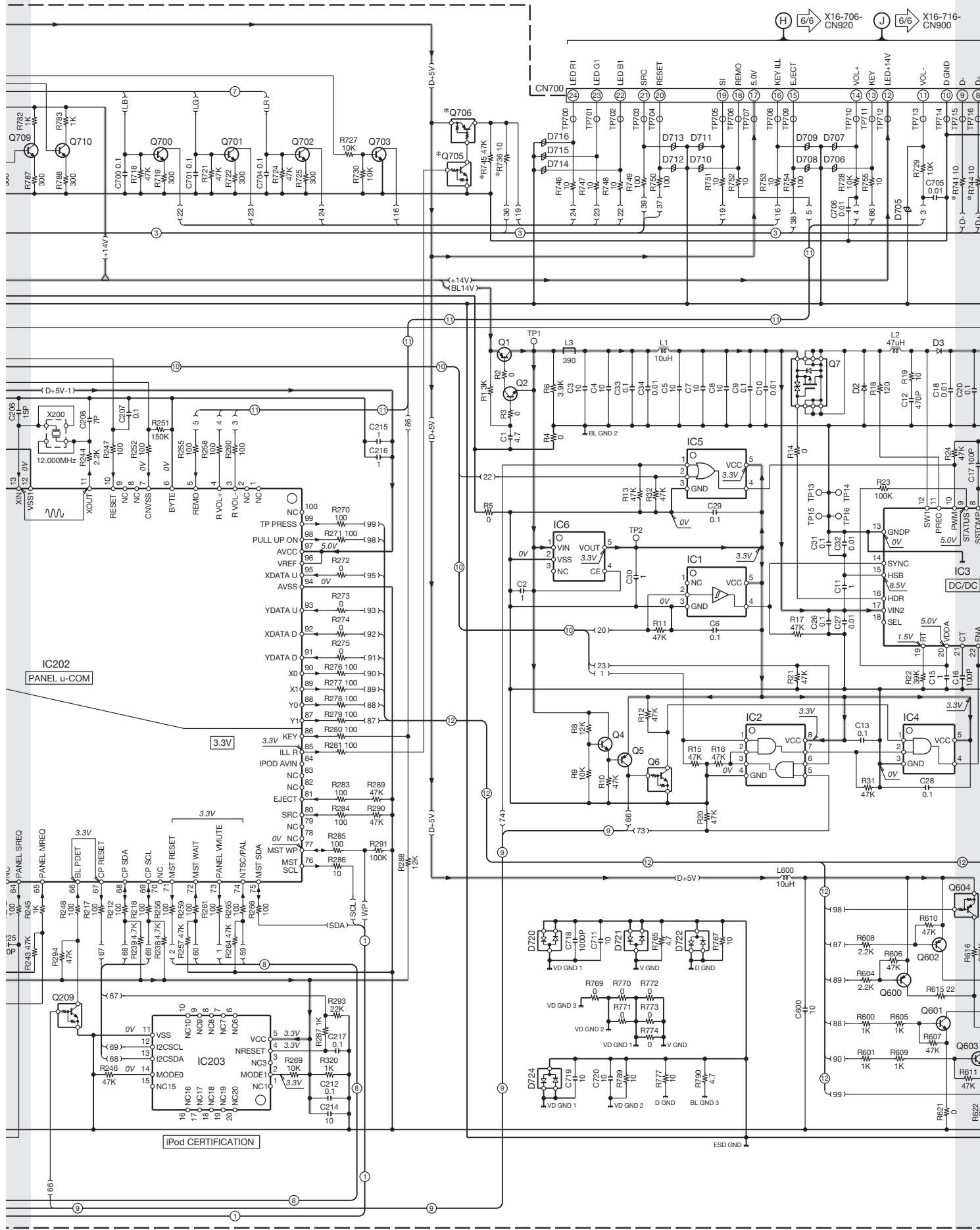


DNX4280BT/5180/5280BT/5380/5380M
/5380BT/5580BT/6040EX/6180/6480BT/6980



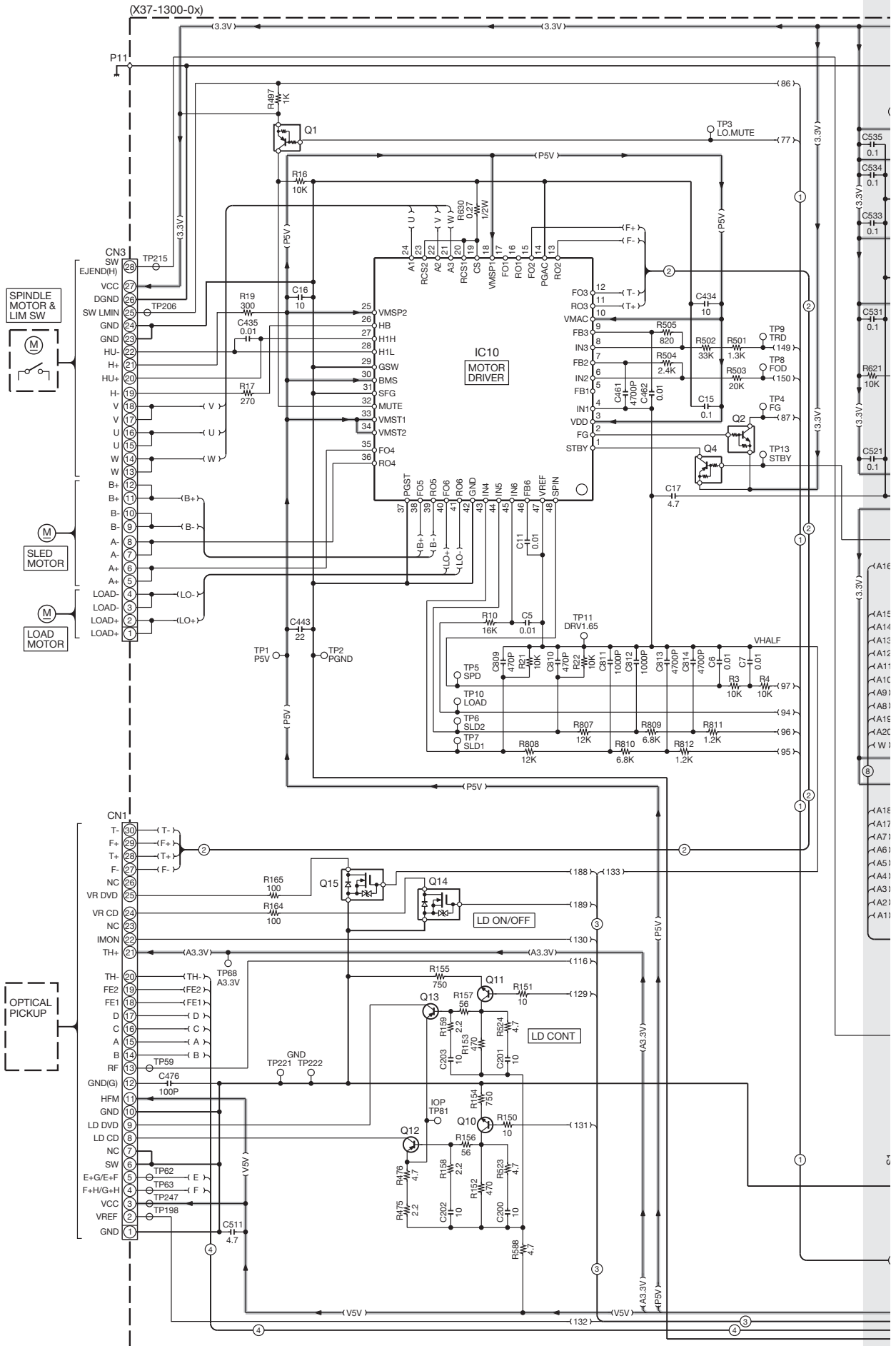


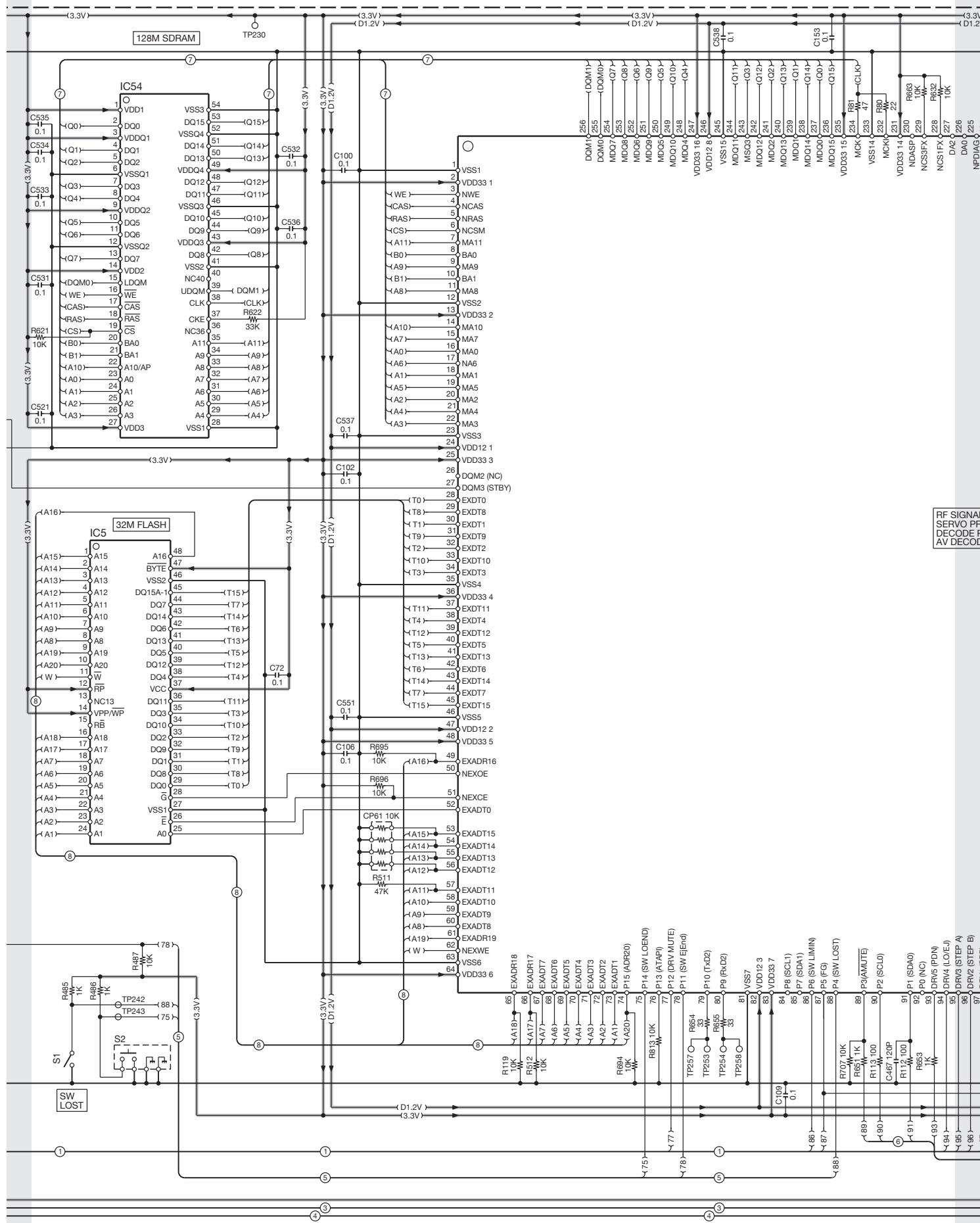
DNX4280BT/5180/5280BT/5380/5380M
/5380BT/5580BT/6040EX/6180/6480BT/6980



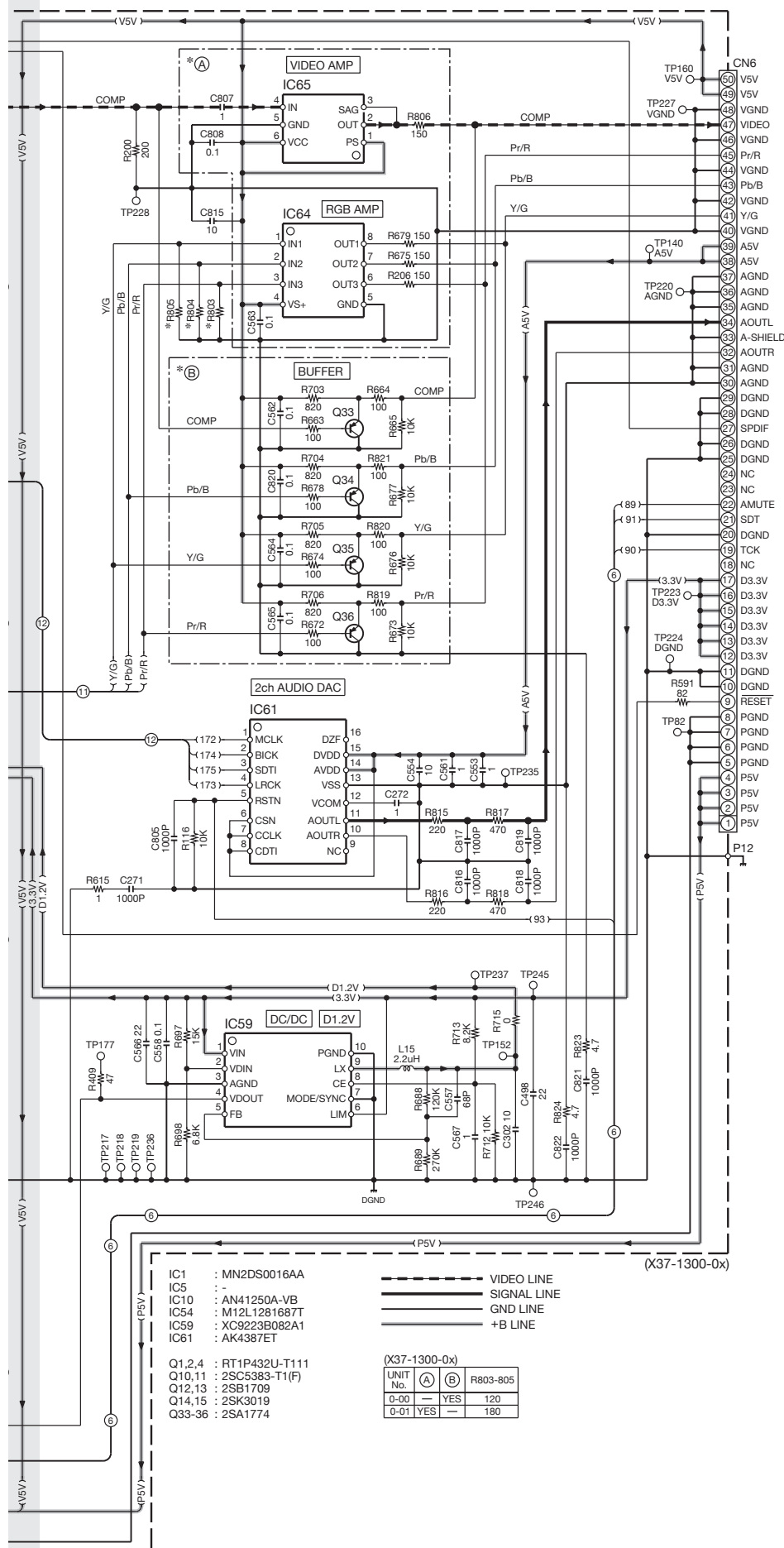
7

DNX4280BT/5180/5280BT/5380/5380M
/5380BT/5580BT/6040EX/6180/6480BT/6980





RF SIGNAL
SERVO PPR
DECODE P
AV DECOD

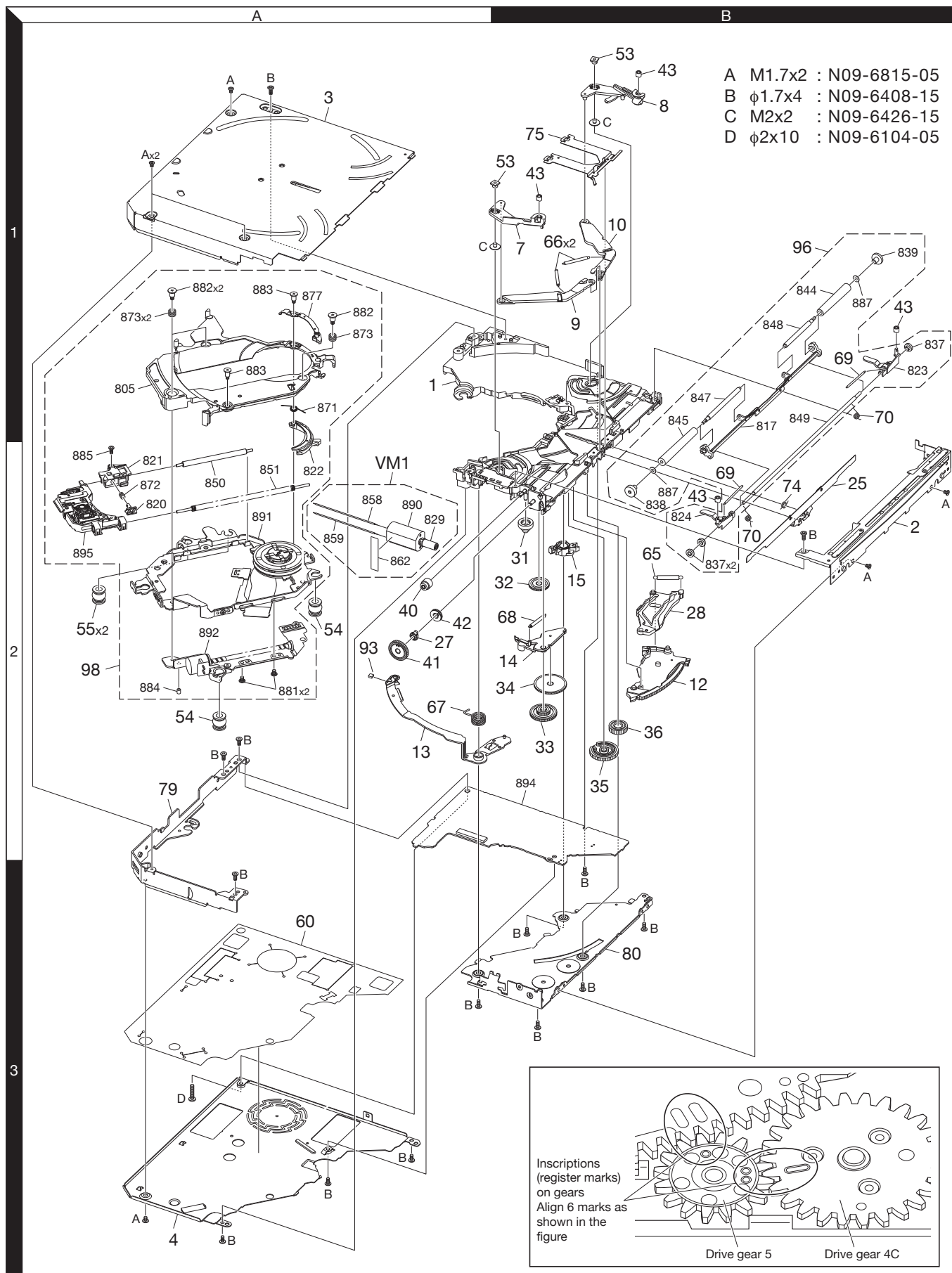


CAUTION : For continued safety, replace safety critical components only with manufacturer's recommended parts (refer to parts list).

⚠ Indicates safety critical components. To reduce the risk of electric shock, leakage-current or resistance measurements shall be carried out (exposed parts are acceptably insulated from the supply circuit) before the appliance is returned to the customer.

- DC voltages are as measured with a high impedance voltmeter. Values may vary slightly due to variations between individual instruments or/and units.

EXPLODED VIEW (DVD MECHANISM)

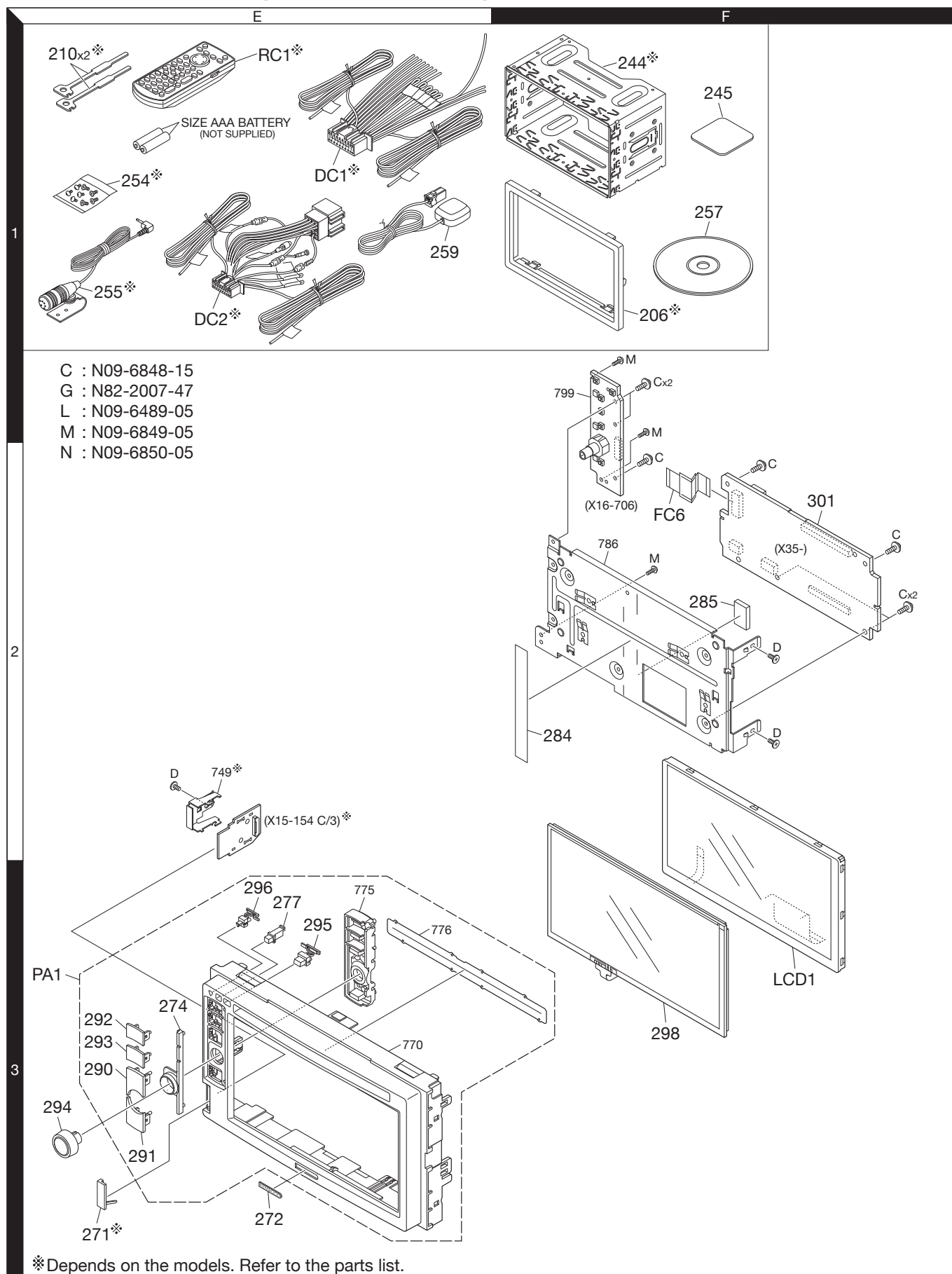


Parts with the exploded numbers larger than 700 are not supplied.

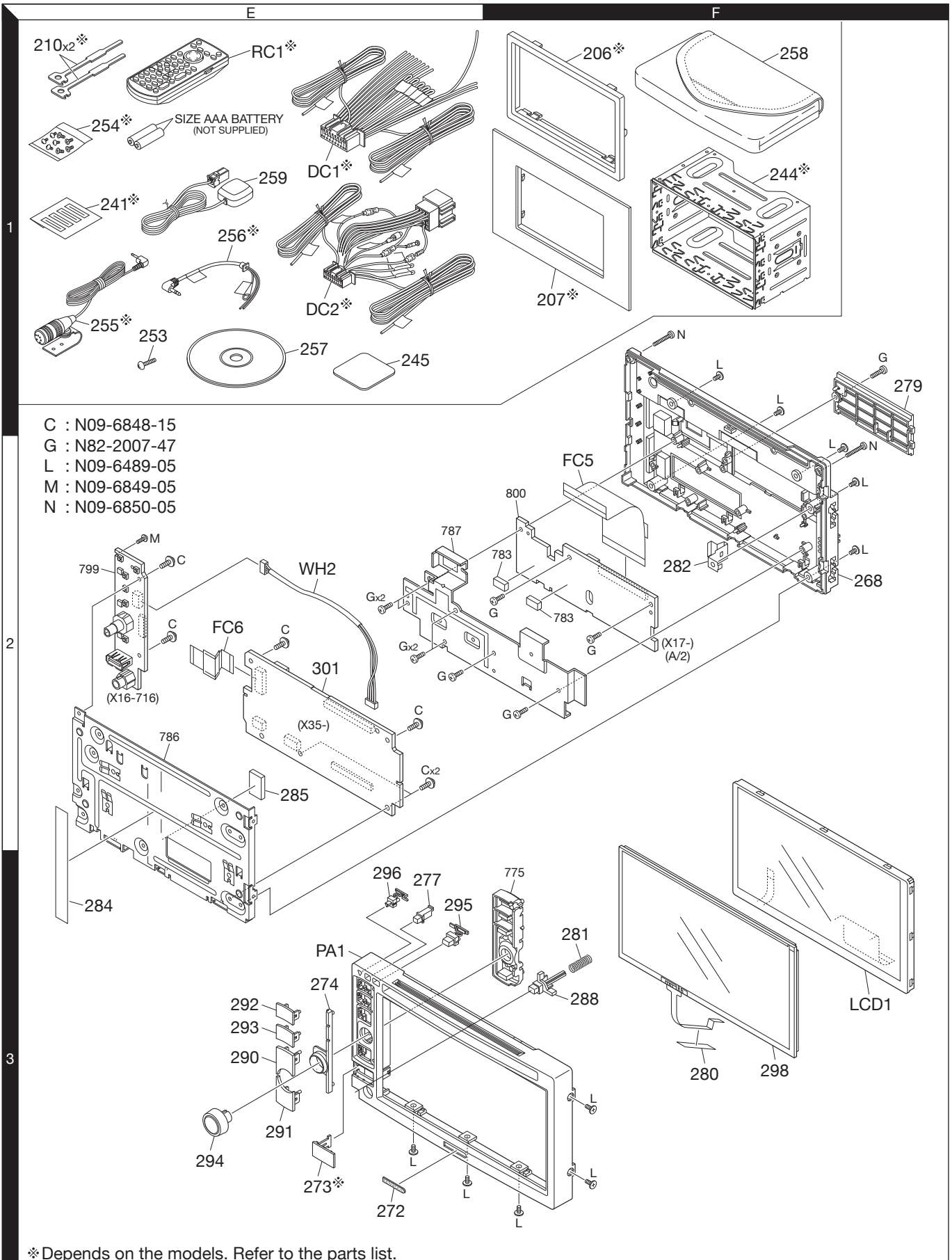


87

EXPLODED VIEW (DISPLAY ASSY): DNX4280BT/5180/6040EX/6180/6480BT/6980



EXPLODED VIEW (DISPLAY ASSY): DNX5280BT/5380/5380M/5380BT/5580BT



PARTS LIST

* New parts
Parts without **Parts No.** are not supplied.
Les articles non mentionnés dans le **Parts No.** ne sont pas fournis.
Teile ohne **Parts No.** werden nicht geliefert.

Ref. No.	A d d	N e w	Parts No.	Description	Desti- nation
DNX4280BT/5180/5280BT/5380/5380M/5380BT/5580BT DNX6040EX/6180/6480BT/6980					
203	1C	*	A22-3301-21	SUB PANEL ASSY	E1Q1X1
203	1C	*	A22-3301-21	SUB PANEL ASSY	M1M2C1
205	1D	*	A52-1160-02	TOP PLATE	
RC1	1E		A70-2107-05	REMOTE CONTROLLER AS (RC-DV331)	KR1Q1
RC1	1E		A70-2107-05	REMOTE CONTROLLER AS (RC-DV331)	X1M1M2
RC1	1E		A70-2107-05	REMOTE CONTROLLER AS (RC-DV331)	C1
-		*	B59-2045-00	SUB-INSTRUCTION MANUAL (ENG.SPA)	KK1K2
-		*	B59-2045-00	SUB-INSTRUCTION MANUAL (ENG.SPA)	R1K3
-		*	B59-2046-00	SUB-INSTRUCTION MANUAL (FRE)	KK1K2
-		*	B59-2046-00	SUB-INSTRUCTION MANUAL (FRE)	K3
-		*	B59-2047-00	SUB-INSTRUCTION MANUAL (POR)	R1
-		*	B59-2048-00	SUB-INSTRUCTION MANUAL (ENG)	E1E2Q1
-		*	B59-2049-00	SUB-INSTRUCTION MA (FRE.GER.DUT)	E1E2
-		*	B59-2050-00	SUB-INSTRUCTION MANUAL (RUS)	Q1
-		*	B59-2051-00	SUB-INSTRUCTION MANUAL (ENG)	X1M1M2
-		*	B59-2051-00	SUB-INSTRUCTION MANUAL (ENG)	C1
-		*	B59-2052-00	SUB-INSTRUCTION MANUAL (S-CHI)	M1C1
-		*	B59-2053-00	SUB-INSTRUCTION MANUAL (ARA)	M2
-		*	B59-2068-00	SUB-INSTRUCTION MA (ITA.SPA.POR)	E1E2
-		*	B64-4795-00	INSTRUCTION MANUAL (ARA)	M2
-		*	B64-4796-00	INSTRUCTION MANUAL (S-CHI)	C1
-		*	B64-4857-00	INSTRUCTION MANUAL (ARA)	M2
-		*	B64-4859-00	INSTRUCTION MANUAL (S-CHI)	C1
206	1E		B07-3165-02	ESCUTCHEON	KK1K2
206	1E		B07-3165-02	ESCUTCHEON	R1E1E2
206	1E		B07-3165-02	ESCUTCHEON	Q1X1K3
206	1E		B07-3165-02	ESCUTCHEON	M1M2
207	1F		B07-3172-12	ESCUTCHEON	X1M1M2
207	1F		B07-3172-12	ESCUTCHEON	C1
210	1E		D10-7012-04	LEVER	KK1K2
210	1E		D10-7012-04	LEVER	R1E1E2
210	1E		D10-7012-04	LEVER	Q1K3
DC1	1E		E30-6881-25	DC CORD	KK1K2
DC1	1E		E30-6881-25	DC CORD	R1X1K3
DC1	1E		E30-6881-25	DC CORD	M1M2C1
DC2	1E		E30-6796-15	DC CORD (ISO)	E1E2Q1
FC1	1D	*	E39-1193-05	FLAT CABLE	
FC2	2D	*	E39-1194-05	FLAT CABLE	
FC3	2D	*	E39-1197-05	FLAT CABLE	KR1
FC4	3D	*	E39-1198-05	FLAT CABLE	
WH1	3D	*	E39-1218-05	WIRING HARNESS	X1M1M2
WH1	3D	*	E39-1218-05	WIRING HARNESS	C1
217	2C	*	F07-2239-02	COVER	E1Q1X1
217	2C	*	F07-2239-02	COVER	M1M2C1
218	1D		F09-2929-04	CAP (USB)	KK1K2
218	1D		F09-2929-04	CAP (USB)	R1E1E2
218	1D		F09-2929-04	CAP (USB)	Q1K3
219	2C	*	F09-3070-05	FAN	
228	3C	*	F19-1839-03	COVER (DUCT)	
F1	2C		F52-0024-05	FUSE (MINI BLADE TYPE) 15A	
234	1C	*	G01-4778-04	TORSION COIL SPRING	E1Q1X1

Ref. No.	A d d	N e w	Parts No.	Description	Desti- nation
234	1C	*	G01-4778-04	TORSION COIL SPRING	M1M2C1
235	1C	*	G01-4779-04	TORSION COIL SPRING	E1Q1X1
235	1C	*	G01-4779-04	TORSION COIL SPRING	M1M2C1
239	3D		G16-1750-14	SHEET	
-		*	H54-4960-03	ITEM CARTON CASE	K
-		*	H54-4961-03	ITEM CARTON CASE	K1
-		*	H54-4962-03	ITEM CARTON CASE	K2
-		*	H54-4963-03	ITEM CARTON CASE	R1
-		*	H54-4964-03	ITEM CARTON CASE	E1
-		*	H54-4965-03	ITEM CARTON CASE	E2
-		*	H54-4966-03	ITEM CARTON CASE	Q1
-		*	H54-4967-03	ITEM CARTON CASE	X1
-		*	H54-4968-03	ITEM CARTON CASE	K3
-		*	H54-4969-03	ITEM CARTON CASE	M1
-		*	H54-4970-03	ITEM CARTON CASE	M2
-		*	H54-5034-03	ITEM CARTON CASE	C1
241	1E		H30-0595-04	ADHESIVE DOUBLE-COATED TAPE	X1M1M2
241	1E		H30-0595-04	ADHESIVE DOUBLE-COATED TAPE	C1
244	1E		J22-0657-03	MOUNTING HARDWARE ASSY	KK1K2
244	1E		J22-0657-03	MOUNTING HARDWARE ASSY	R1E1E2
244	1E		J22-0657-03	MOUNTING HARDWARE ASSY	Q1K3
245	1F		J22-0964-04	MOUNTING HARDWARE (GPS PLATE)	
252	3C		L92-0638-05	FERRITE CORE	
253	1E		N35-2008-43	BINDING HEAD MACHINE SCREW	E1Q1X1
253	1E		N35-2008-43	BINDING HEAD MACHINE SCREW	M1M2C1
254	1E		N99-1779-15	SCREW SET	KK1K2
254	1E		N99-1779-15	SCREW SET	R1X1K3
254	1E		N99-1779-15	SCREW SET	M1M2C1
A	3C		N09-6425-15	MACHINE SCREW (M3.0X5)	
B	2C		N09-6821-05	MACHINE SCREW	
C	2D	*	N09-6848-15	TAPTITE SCREW	
D	1D	*	N09-6851-05	MACHINE SCREW	
F	2C		N35-2614-48	BINDING HEAD MACHINE SCREW	
G	1C		N82-2007-47	BINDING HEAD TAPTITE SCREW	E1Q1X1
G	1C		N82-2007-47	BINDING HEAD TAPTITE SCREW	M1M2C1
H	2C		N82-2608-43	BINDING HEAD TAPTITE SCREW	
J			N86-2606-48	BINDING HEAD TAPTITE SCREW	
K	2C		N86-2608-43	BINDING HEAD TAPTITE SCREW	E1Q1X1
K	2C		N86-2608-43	BINDING HEAD TAPTITE SCREW	M1M2C1
255	1F		W01-1768-15	MICROPHONE	KK1K2
255	1F		W01-1768-15	MICROPHONE	R1E1E2
255	1F		W01-1768-15	MICROPHONE	Q1X1
256	1E	*	W01-2004-05	ACCESSORIES (REMOCON CABLE)	X1M1M2
256	1E	*	W01-2004-05	ACCESSORIES (REMOCON CABLE)	C1
257	1F	*	W01-2005-05	COMPACT DISC (MANUAL)	
258	1F	*	W01-2010-05	CARRYING CASE	E1Q1X1
258	1F	*	W01-2010-05	CARRYING CASE	M1M2C1
259	1E		W02-5304-05	ANTENNA MODULE (GPS ANT)	
260	1D	*	W02-5475-35	NAVIGATION MODULE	K1K2K3
260	1D	*	W02-5476-35	NAVIGATION MODULE	E2
260	1D	*	W02-5477-35	NAVIGATION MODULE	K
260	1D	*	W02-5478-35	NAVIGATION MODULE	E1
260	1D	*	W02-5479-35	NAVIGATION MODULE	R1Q1X1

K: DNX6980 **K1:** DNX6180 **K2:** DNX6040EX **K3:** DNX5180 (North America)
E1: DNX5280BT **E2:** DNX4280BT (Europe) **Q1:** DNX5580BT (Russian)
R1: DNX6480BT (Latin America) **X1:** DNX5380BT (Australia)
C1: DNX5380 (China) **M1:** DNX5380 **M2:** DNX5380M (Other Areas)

△Indicates safety critical components.

PARTS LIST

DNX4280BT/5180/5280BT/5380/5380M/5380BT/5580BT DNX6040EX/6180/6480BT/6980

Ref. No.	A d d	N e w	Parts No.	Description	Desti- nation
260	1D	*	W02-5479-35	NAVIGATION MODULE	M1M2C1
264	2C	*	X34-6950-10	ELECTRIC UNIT	K
264	2C	*	X34-6950-11	ELECTRIC UNIT	K1K2
264	2C	*	X34-6950-12	ELECTRIC UNIT	K3
264	2C	*	X34-6950-21	ELECTRIC UNIT	M1
264	2C	*	X34-6950-22	ELECTRIC UNIT	M2
264	2C	*	X34-6950-71	ELECTRIC UNIT	X1
264	2C	*	X34-6952-71	ELECTRIC UNIT	E1
264	2C	*	X34-6952-72	ELECTRIC UNIT	E2
264	2C	*	X34-6953-01	ELECTRIC UNIT	C1
264	2C	*	X34-6953-21	ELECTRIC UNIT	R1
264	2C	*	X34-6953-81	ELECTRIC UNIT	Q1
265	2D	*	X88-2080-10	DIGITAL I/O UNIT	KK1K2
265	2D	*	X88-2080-10	DIGITAL I/O UNIT	R1E1E2
265	2D	*	X88-2080-10	DIGITAL I/O UNIT	Q1K3
265	2D	*	X88-2080-21	DIGITAL I/O UNIT	X1M1M2
265	2D	*	X88-2080-21	DIGITAL I/O UNIT	C1
VME1	1D	*	X92-6640-00	DVD MECHANISM ASSY (DVS-8710W)	
DISPLAY ASSY					
268	2F	*	A46-1919-11	REAR COVER	E1Q1X1
268	2F	*	A46-1919-11	REAR COVER	M1M2C1
PA1	3E	*	A64-5199-21	PANEL	E1
PA1	3E	*	A64-5200-21	PANEL	Q1
PA1	3E	*	A64-5201-21	PANEL	X1
PA1	3E	*	A64-5202-21	PANEL	M1M2C1
PA1	3E	*	LV11752-047A	F. PANEL ASSY	K3
PA1	3E	*	LV11752-048A	F. PANEL ASSY	E2
PA1	3E	*	LV11752-049A	F. PANEL ASSY	K1
PA1	3E	*	LV11752-050A	F. PANEL ASSY	K2
PA1	3E	*	LV11752-051A	F. PANEL ASSY	R1
PA1	3E	*	LV11752-052A	F. PANEL ASSY	K
271	1E		B09-0548-13	CAP	K
271	1E	*	B09-1005-03	CAP	R1
272	3E		B43-1518-04	BADGE	
273	1E	*	LV22871-003A	CAP (USB)	X1M1M2
273	1E	*	LV22871-003A	CAP (USB)	C1
274	3E	*	LV22872-001A	ESCUTCHEON	
277	3E	*	LV39104-001A	REMO LENS	
LCD1	3F		B38-1223-15	LCD	
FC5	2F	*	E39-1199-05	FLAT CABLE	E1Q1X1
FC5	2F	*	E39-1199-05	FLAT CABLE	M1M2C1
FC6	2E	*	E39-1200-05	FLAT CABLE	
WH2	2E	*	E39-1217-05	WIRING HARNESS	X1M1M2
WH2	2E	*	E39-1217-05	WIRING HARNESS	C1
279	1F	*	F07-2240-03	COVER	E1Q1X1
279	1F	*	F07-2240-03	COVER	M1M2C1
280	3F		F09-2970-04	SHEET	E1Q1X1
280	3F		F09-2970-04	SHEET	M1M2C1
281	1F	*	G01-4780-04	COMPRESSION SPRING	E1Q1X1
281	1F	*	G01-4780-04	COMPRESSION SPRING	M1M2C1
282	2F	*	G02-1919-04	FLAT SPRING	E1Q1X1
282	2F	*	G02-1919-04	FLAT SPRING	M1M2C1
284	3E		G16-1749-04	SHEET	

Ref. No.	A d d	N e w	Parts No.	Description	Desti- nation
285	3E		G16-1771-04	SHEET	
288	3F	*	K24-5092-04	PUSH KNOB (RELEASE)	E1Q1X1
288	3F	*	K24-5092-04	PUSH KNOB (RELEASE)	M1M2C1
290	3E	*	LV22869-005A	BUTTON (AUD)	R1E1E2
290	3E	*	LV22869-005A	BUTTON (AUD)	Q1X1M1
290	3E	*	LV22869-005A	BUTTON (AUD)	M2C1
290	3E	*	LV22869-006A	BUTTON (AUD)	KK1K2
290	3E	*	LV22869-006A	BUTTON (AUD)	K3
291	3E	*	LV22870-004A	BUTTON (SCRN)	
292	3E	*	LV39102-003A	BUTTON (MENU)	
293	3E	*	LV39103-004A	BUTTON (NAV)	
294	3E	*	LV39106-002A	KNOB (VOL)	
295	3E	*	LV39226-001A	BUTTON (EJECT)	
296	3E	*	LV39227-001A	BUTTON (RESET)	
C	1E	*	N09-6848-15	TAPTITE SCREW	
G	1F		N82-2007-47	BINDING HEAD TAPTITE SCREW	E1Q1X1
G	1F		N82-2007-47	BINDING HEAD TAPTITE SCREW	M1M2C1
L	1F		N09-6489-05	MACHINE SCREW (M2.0X3.0)	E1Q1X1
L	1F		N09-6489-05	MACHINE SCREW (M2.0X3.0)	M1M2C1
M	1F	*	N09-6849-05	TAPTITE SCREW	KK1K2
M	1F	*	N09-6849-05	TAPTITE SCREW	R1E2K3
N	1F	*	N09-6850-05	TAPTITE SCREW	E1Q1X1
N	1F	*	N09-6850-05	TAPTITE SCREW	M1M2C1
298	3F	*	S79-0879-05	SWITCH ASSY	
301	2F	*	X35-5140-10	VIDEO UNIT	KK1K2
301	2F	*	X35-5140-10	VIDEO UNIT	R1E2K3
301	2E	*	X35-5140-21	VIDEO UNIT	X1M1M2
301	2E	*	X35-5140-21	VIDEO UNIT	C1
301	2E	*	X35-5142-71	VIDEO UNIT	E1Q1
VIDEO CONTROL UNIT (X15-154x-xx)					
C1			CK73GB1H104K	CHIP C	0.10UF K
C2			C90-5670-05	ELECTRO	2200UF 16WV
C3 ,4			CK73GB1H104K	CHIP C	0.10UF K
C5			CE32BM1E101M	CHIP EL	100UF 25WV
C6			CK73HB1E103K	CHIP C	0.010UF K
C7 ,8			CK73GB1H104K	CHIP C	0.10UF K
C9			CK73HB1E103K	CHIP C	0.010UF K
C10 ,11			CK73EB1E106K	CHIP C	10UF K
C12			CK73GB1H104K	CHIP C	0.10UF K
C13			CK73HB1E103K	CHIP C	0.010UF K
C14			CK73FB1E475K	CHIP C	4.7UF K
C15			CK73GB1H104K	CHIP C	0.10UF K
C16			CK73HB1E223K	CHIP C	0.022UF K
C17			CK73HB1H221K	CHIP C	220PF K
C18			CK73HB1H472K	CHIP C	4700PF K
C19			CC73HCH1H151J	CHIP C	150PF J
C21			CK73EB1E106K	CHIP C	10UF K
C22			CK73GB1H104K	CHIP C	0.10UF K
C23			C92-2031-05	ELECTRO	220UF
C24			CK73HB1A104K	CHIP C	0.10UF K
C25			CK73HB1E103K	CHIP C	0.010UF K
C26			CK73FB0J226M	CHIP C	22UF M
C27			CK73GB1H104K	CHIP C	0.10UF K

K: DNX6980 K1: DNX6180 K2: DNX6040EX K3: DNX5180 (North America)
E1: DNX5280BT E2: DNX4280BT (Europe) Q1: DNX5580BT (Russian)
R1: DNX6480BT (Latin America) X1: DNX5380BT (Australia)
C1: DNX5380 (China) M1: DNX5380 M2: DNX5380M (Other Areas)

△ Indicates safety critical components.

PARTS LIST

VIDEO CONTROL UNIT (X15-154x-xx)

Ref. No.	A d d	N e w	Parts No.	Description	Desti- nation	Ref. No.	A d d	N e w	Parts No.	Description	Desti- nation
C28			CK73HB1E103K	CHIP C 0.010UF K		C90			CK73HB0J105K	CHIP C 1.0UF K	
C29 ,30			CK73EB1E106K	CHIP C 10UF K		C91			CK73GB1H222K	CHIP C 2200PF K	
C31			CK73GB1H104K	CHIP C 0.10UF K		C93 ,94			CK73HB0J105K	CHIP C 1.0UF K	
C32			CK73HB1E103K	CHIP C 0.010UF K		C95 ,96			CK73GB1H332K	CHIP C 3300PF K	
C33			CK73GB1H104K	CHIP C 0.10UF K		C97			CK73HB0J105K	CHIP C 1.0UF K	
C34			CK73GB1A105K	CHIP C 1.0UF K		C98			CK73FB0J226M	CHIP C 22UF M	
C35			CK73HB1H332K	CHIP C 3300PF K		C99			CK73HB1A104K	CHIP C 0.10UF K	
C36			CC73HCH1H181J	CHIP C 180PF J		C100			CK73HB1E103K	CHIP C 0.010UF K	
C37			CK73HB1H682K	CHIP C 6800PF K		C101			CK73HB0J105K	CHIP C 1.0UF K	
C38			CK73HB1C473K	CHIP C 0.047UF K		C102			CE32BM1E470M	CHIP EL 47UF 25WV	
C39 ,40			CK73HB1A104K	CHIP C 0.10UF K		C103			CK73HB1E103K	CHIP C 0.010UF K	
C41			CK73GB1A105K	CHIP C 1.0UF K		C104			CK73GB1H104K	CHIP C 0.10UF K	
C42			CK73GB1H104K	CHIP C 0.10UF K		C111			CK73GB1A105K	CHIP C 1.0UF K	
C43			CK73HB1E103K	CHIP C 0.010UF K		C112			CK73FB0J226M	CHIP C 22UF M	
C44			CK73HB1A104K	CHIP C 0.10UF K		C113			CK73HB0J105K	CHIP C 1.0UF K	
C45			CK73FB0J226M	CHIP C 22UF M		C120			CK73FB0J226M	CHIP C 22UF M	
C46			CE32AV0J221M	CHIP EL 220UF 6.3WV		C121			CK73HB1A104K	CHIP C 0.10UF K	
C47			CK73FB1E475K	CHIP C 4.7UF K		C122			CK73GB1H104K	CHIP C 0.10UF K	
C48 ,49			CK73GB1H104K	CHIP C 0.10UF K		C124			CK73HB0J105K	CHIP C 1.0UF K	
C50			CK73HB1E103K	CHIP C 0.010UF K		C125			CK73HB1A104K	CHIP C 0.10UF K	
C51 ,52			CK73EB1E106K	CHIP C 10UF K		C127			CK73HB0J105K	CHIP C 1.0UF K	
C53			CK73GB1H104K	CHIP C 0.10UF K		C130			CK73HB0J105K	CHIP C 1.0UF K	
C54			CK73HB1E103K	CHIP C 0.010UF K		C200			CK73HB1E103K	CHIP C 0.010UF K	
C55			CK73GB1H332K	CHIP C 3300PF K		C201			CK73EB1E106K	CHIP C 10UF K	
C56			C92-2031-05	ELECTRO 220UF		C202			CK73HB1H471K	CHIP C 470PF K	
C57			CK73HB1A104K	CHIP C 0.10UF K		C203			CK73HB0J105K	CHIP C 1.0UF K	
C58			CK73HB1E103K	CHIP C 0.010UF K		C204			CK73GB1H104K	CHIP C 0.10UF K	
C59			CK73FB0J226M	CHIP C 22UF M		C205			CK73HB1E103K	CHIP C 0.010UF K	
C60			CK73HB1C473K	CHIP C 0.047UF K		C206			CK73HB1H222K	CHIP C 2200PF K	
C61			CK73HB1H332K	CHIP C 3300PF K		C207			CK73GB0J106M	CHIP C 10UF M	
C62			CC73HCH1H181J	CHIP C 180PF J		C208			CK73HB1A104K	CHIP C 0.10UF K	
C63			CK73HB1H682K	CHIP C 6800PF K		C209			CK73GB0J106M	CHIP C 10UF M	
C64			CK73HB1A104K	CHIP C 0.10UF K		C210			CK73HB0J105K	CHIP C 1.0UF K	
C65			CK73GB1H104K	CHIP C 0.10UF K		C211			CK73GB0J106M	CHIP C 10UF M	
C66			CK73HB1E103K	CHIP C 0.010UF K		C212			CK73HB1H222K	CHIP C 2200PF K	
C67 ,68			CK73EB1E106K	CHIP C 10UF K		C213-219			CK73HB1E103K	CHIP C 0.010UF K	KK1K2 R1E2K3 E1Q1X1 M1M2C1
C69			CK73GB1H104K	CHIP C 0.10UF K		C213-219			CK73HB1E103K	CHIP C 0.010UF K	
C70			CK73HB1E103K	CHIP C 0.010UF K		C213-220			CK73HB1E103K	CHIP C 0.010UF K	
C71			CK73GB1H332K	CHIP C 3300PF K		C213-220			CK73HB1E103K	CHIP C 0.010UF K	
C72		*	CE32AV1A271M	CHIP EL 270UF 10WV		C221			CK73HB0J105K	CHIP C 1.0UF K	
C73			CK73HB1A104K	CHIP C 0.10UF K		C222-225			CK73HB1A104K	CHIP C 0.10UF K	
C74			CK73HB1E103K	CHIP C 0.010UF K		C226,227			CK73HB1E103K	CHIP C 0.010UF K	
C75			CK73EB1A106K	CHIP C 10UF K		C228			CC73HCH1H120J	CHIP C 12PF J	
C76			CC73HCH1H470J	CHIP C 47PF J		C229			CK73HB1E103K	CHIP C 0.010UF K	
C77			CK73HB1A104K	CHIP C 0.10UF K		C230			CK73HB1A104K	CHIP C 0.10UF K	
C78			CK73GB1A105K	CHIP C 1.0UF K		C231			CK73HB1H471K	CHIP C 470PF K	
C79			CK73HB1C473K	CHIP C 0.047UF K		C232			CK73EB1E106K	CHIP C 10UF K	
C80			CK73HB1H332K	CHIP C 3300PF K		C233			CK73HB1E103K	CHIP C 0.010UF K	
C81			CC73HCH1H181J	CHIP C 180PF J		C234			CC73HCH1H100D	CHIP C 10PF D	
C82			CK73HB1H682K	CHIP C 6800PF K		C235			CC73HCH1H060D	CHIP C 6.0PF D	
C83 -85			CK73HB1A104K	CHIP C 0.10UF K		C236			CK73HB1E103K	CHIP C 0.010UF K	
C86			CK73GB0J106M	CHIP C 10UF M		C237			CC73HCH1H180J	CHIP C 18PF J	
C87			CK73EB1A106K	CHIP C 10UF K		C238,239			CK73HB1E103K	CHIP C 0.010UF K	E1Q1X1 M1M2C1 R1E1E2
C88			CE32AV1A121M	CHIP EL 120UF 10WV		C238,239			CK73HB1E103K	CHIP C 0.010UF K	
C89			CK73GB0J106M	CHIP C 10UF M		C240			CK73HB1A104K	CHIP C 0.10UF K	

K: DNX6980 K1: DNX6180 K2: DNX6040EX K3: DNX5180 (North America)
E1: DNX5280BT E2: DNX4280BT (Europe) Q1: DNX5580BT (Russian)
R1: DNX6480BT (Latin America) X1: DNX5380BT (Australia)
C1: DNX5380 (China) M1: DNX5380 M2: DNX5380M (Other Areas)

△Indicates safety critical components.

PARTS LIST

VIDEO CONTROL UNIT (X15-154x-xx)

Ref. No.	A d d	N e w	Parts No.	Description	Desti- nation	Ref. No.	A d d	N e w	Parts No.	Description	Desti- nation
C240			CK73HB1A104K	CHIP C 0.10UF K	Q1X1M1	C426			CK73EB1A106K	CHIP C 10UF K	
C240			CK73HB1A104K	CHIP C 0.10UF K	M2C1	C427			CK73GB0J106M	CHIP C 10UF M	
C240,241			CK73HB1A104K	CHIP C 0.10UF K	KK1K2	C428			CK73HB1A104K	CHIP C 0.10UF K	
C240,241			CK73HB1A104K	CHIP C 0.10UF K	K3	C429			CK73HB1H222K	CHIP C 2200PF K	
C242			CE32BQJ221M	CHIP EL 220UF 6.3WV		C430,431			CK73HB1A104K	CHIP C 0.10UF K	
C243			CK73HB0J105K	CHIP C 1.0UF K		C432			CK73GB0J106M	CHIP C 10UF M	
C244			CK73GB1A105K	CHIP C 1.0UF K		C433			CK73HB1E103K	CHIP C 0.010UF K	
C245			CK73HB1A104K	CHIP C 0.10UF K		C434			CE32AV0J221M	CHIP EL 220UF 6.3WV	
C246			CC73HCH1H470J	CHIP C 47PF J	KK1K2	C435			CC73HCH1H040C	CHIP C 4.0PF C	
C246			CC73HCH1H470J	CHIP C 47PF J	E1K3M1	C436			CE32BJ1C101M	CHIP EL 100UF 16WV	
C246			CC73HCH1H470J	CHIP C 47PF J	M2C1	C437,438			CE32BJ1C100M	CHIP EL 10UF 16WV	
C247-249			CK73HB1A104K	CHIP C 0.10UF K		C441			CK73FB0J226M	CHIP C 22UF M	
C250,251			CK73HB0J105K	CHIP C 1.0UF K		C442			CK73HB1A104K	CHIP C 0.10UF K	
C253			CK73HB0J105K	CHIP C 1.0UF K		C443-445			CK73HB0J105K	CHIP C 1.0UF K	
C254			CK73GB1A105K	CHIP C 1.0UF K		C446,447			CK73FB0J226M	CHIP C 22UF M	
C255,256			CC73HCH1H221J	CHIP C 220PF J	E1Q1X1	C448-450			CK73HB0J105K	CHIP C 1.0UF K	
C255,256			CC73HCH1H221J	CHIP C 220PF J	M1M2C1	C451,452			CK73GB0J106M	CHIP C 10UF M	
C257			CK73HB1A104K	CHIP C 0.10UF K		C453,454			CK73HB1A104K	CHIP C 0.10UF K	
C400			CK73EB1A106K	CHIP C 10UF K	KK1K2	C455,456			CK73GB0J106M	CHIP C 10UF M	
C400			CK73EB1A106K	CHIP C 10UF K	R1E1E2	C457			CK73HB1A104K	CHIP C 0.10UF K	
C400			CK73EB1A106K	CHIP C 10UF K	Q1X1	C458,459			CK73HB1H332K	CHIP C 3300PF K	
C401			CK73GB0J106M	CHIP C 10UF M	KK1K2	C460,461			CK73GB1H332K	CHIP C 3300PF K	
C401			CK73GB0J106M	CHIP C 10UF M	R1E1E2	C462			CK73FB0J226M	CHIP C 22UF M	
C401			CK73GB0J106M	CHIP C 10UF M	Q1X1	C463			CK73EB0J476M	CHIP C 47UF M	
C403			CC73HCH1H101J	CHIP C 100PF J	KK1K2	C464			CK73HB1H332K	CHIP C 3300PF K	
C403			CC73HCH1H101J	CHIP C 100PF J	R1E1E2	C465			CK73GB1H332K	CHIP C 3300PF K	
C403			CC73HCH1H101J	CHIP C 100PF J	Q1X1	C466			CK73HB1H332K	CHIP C 3300PF K	
C404			CK73HB1A104K	CHIP C 0.10UF K	KK1K2	C467			CK73GB1H332K	CHIP C 3300PF K	
C404			CK73HB1A104K	CHIP C 0.10UF K	R1E1E2	C468			CK73HB1A104K	CHIP C 0.10UF K	
C404			CK73HB1A104K	CHIP C 0.10UF K	Q1X1	C473			CK73HB1A104K	CHIP C 0.10UF K	
C407			CK73GB1A105K	CHIP C 1.0UF K	KK1K2	C474			CK73FB0J226M	CHIP C 22UF M	
C407			CK73GB1A105K	CHIP C 1.0UF K	R1E1E2	C475			CK73HB1A104K	CHIP C 0.10UF K	
C407			CK73GB1A105K	CHIP C 1.0UF K	Q1X1	C478-480			CK73GB1H104K	CHIP C 0.10UF K	E1Q1X1
C408			CC73HCH1H331J	CHIP C 330PF J	KK1K2	C478-480			CK73GB1H104K	CHIP C 0.10UF K	M1M2C1
C408			CC73HCH1H331J	CHIP C 330PF J	R1E1E2	C481			CK73EB0J476M	CHIP C 47UF M	
C408			CC73HCH1H331J	CHIP C 330PF J	Q1X1	C482,483			CK73GB1A105K	CHIP C 1.0UF K	E1Q1X1
C410			CK73GB1A105K	CHIP C 1.0UF K	KK1K2	C482,483			CK73GB1A105K	CHIP C 1.0UF K	M1M2C1
C410			CK73GB1A105K	CHIP C 1.0UF K	R1E1E2	C484			CK73FB0J226M	CHIP C 22UF M	
C410			CK73GB1A105K	CHIP C 1.0UF K	Q1X1	C485			CK73GB1A105K	CHIP C 1.0UF K	E1Q1X1
C412			CC73HCH1H101J	CHIP C 100PF J	KK1K2	C485			CK73GB1A105K	CHIP C 1.0UF K	M1M2C1
C412			CC73HCH1H101J	CHIP C 100PF J	R1E1E2	C486-488			CK73HB1A104K	CHIP C 0.10UF K	KR1E1
C412			CC73HCH1H101J	CHIP C 100PF J	Q1X1	C486-488			CK73HB1A104K	CHIP C 0.10UF K	Q1X1
C413			CK73GB0J106M	CHIP C 10UF M	KK1K2	C486,487			CK73HB1A104K	CHIP C 0.10UF K	K1K2E2
C413			CK73GB0J106M	CHIP C 10UF M	R1E1E2	C487			CK73HB1A104K	CHIP C 0.10UF K	K3
C413			CK73GB0J106M	CHIP C 10UF M	Q1X1	C487,488			CK73HB1A104K	CHIP C 0.10UF K	M1M2C1
C415			CK73GB0J106M	CHIP C 10UF M	KK1K2	C489			CK73GB0J475K	CHIP C 4.7UF K	KR1E1
C415			CK73GB0J106M	CHIP C 10UF M	R1E1E2	C489			CK73GB0J475K	CHIP C 4.7UF K	Q1X1M1
C415			CK73GB0J106M	CHIP C 10UF M	Q1X1	C489			CK73GB0J475K	CHIP C 4.7UF K	M2C1
C416			CE32BQJ331M	CHIP EL 330UF 6.3WV	KK1K2	C490			CK73HB1E103K	CHIP C 0.010UF K	KR1E1
C416			CE32BQJ331M	CHIP EL 330UF 6.3WV	R1E1E2	C490			CK73HB1E103K	CHIP C 0.010UF K	Q1X1M1
C416			CE32BQJ331M	CHIP EL 330UF 6.3WV	Q1X1	C490			CK73HB1E103K	CHIP C 0.010UF K	M2C1
C417			CK73GB1A105K	CHIP C 1.0UF K		C491			CK73EB1A106K	CHIP C 10UF K	KK1K2
C419			CK73HB1A104K	CHIP C 0.10UF K		C491			CK73EB1A106K	CHIP C 10UF K	R1E1E2
C424			CK73HB1A104K	CHIP C 0.10UF K		C491			CK73EB1A106K	CHIP C 10UF K	Q1X1
C425			CK73GB0J106M	CHIP C 10UF M		C494			CK73HB0J105K	CHIP C 1.0UF K	KR1E1

K: DNX6980 K1: DNX6180 K2: DNX6040EX K3: DNX5180 (North America)
E1: DNX5280BT E2: DNX4280BT (Europe) Q1: DNX5580BT (Russian)
R1: DNX6480BT (Latin America) X1: DNX5380BT (Australia)
C1: DNX5380 (China) M1: DNX5380 M2: DNX5380M (Other Areas)

△ Indicates safety critical components.

PARTS LIST

VIDEO CONTROL UNIT (X15-154x-xx)

Ref. No.	A d d	N e w	Parts No.	Description	Desti- nation
C494 C494 C495 C496,497 C496,497			CK73HB0J105K CK73HB0J105K CK73GB0J106M CK73HB1E103K CK73HB1E103K	CHIP C 1.0UF K CHIP C 1.0UF K CHIP C 10UF M CHIP C 0.010UF K CHIP C 0.010UF K	Q1X1M1 M2C1 E1Q1X1 M1M2C1
C498 C498 C501 C503 C508			CK73HB1H102K CK73HB1H102K CK73GB1H104K CK73GB1H104K CK73GB0J106M	CHIP C 1000PF K CHIP C 1000PF K CHIP C 0.10UF K CHIP C 0.10UF K CHIP C 10UF M	E1Q1X1 M1M2C1
C509 C510 C512 C513,514 C516			CK73HB1A104K CK73HB1E103K CE32BJ1C100M CK73HB1H102K CE32BJ1C100M	CHIP C 0.10UF K CHIP C 0.010UF K CHIP EL 10UF 16WV CHIP C 1000PF K CHIP EL 10UF 16WV	
C517 C519 C520,521 C522 C524			CK73GB1C224K CE32BQJ331M CK73HB0J105K CK73HB1A104K CK73GB0J106M	CHIP C 0.22UF K CHIP EL 330UF 6.3WV CHIP C 1.0UF K CHIP C 0.10UF K CHIP C 10UF M	
C525 C526 C528 C529 C530,531			CK73HB1A104K CK73HB1E103K CK73GB0J106M CK73HB1A104K CK73HB1E103K	CHIP C 0.10UF K CHIP C 0.010UF K CHIP C 10UF M CHIP C 0.10UF K CHIP C 0.010UF K	
C532 C533 C536 C537 C538			CK73HB1A104K CK73GB0J106M CK73GB1A105K CK73HB1H222K CK73HB1A104K	CHIP C 0.10UF K CHIP C 10UF M CHIP C 1.0UF K CHIP C 2200PF K CHIP C 0.10UF K	 KK1K2
C538 C538 C539-541			CK73HB1A104K CK73HB1A104K CK73HB1H102K	CHIP C 0.10UF K CHIP C 0.10UF K CHIP C 1000PF K	R1E1E2 Q1X1
CN200 CN201 CN202 CN205 CN207		*	E41-3251-05 E41-3252-05 E41-2985-05 E41-2248-05 E41-2359-05	PIN ASSY PIN ASSY FLAT CABLE CONNECTOR PIN ASSY PIN ASSY	
CN400 CN400 CN400 CN402 CN403		*	E41-3170-05 E41-3170-05 E41-3170-05 E41-2979-05 E41-3254-05	PIN ASSY PIN ASSY PIN ASSY FLAT CABLE CONNECTOR SOCKET FOR PIN ASSY	KK1K2 R1E1E2 Q1X1
CN404 CN405 CN408 CN410 CN410		*	E41-2979-05 E41-3102-05 E41-3288-05 E41-2741-05 E41-2741-05	FLAT CABLE CONNECTOR FLAT CABLE CONNECTOR FLAT CABLE CONNECTOR PIN ASSY PIN ASSY	 KR1 KR1 X1M1M2 C1
J400 J400 J400 J400,401 J401			E11-0625-05 E11-0625-05 E11-0625-05 E11-0625-05 E11-0625-05	PHONE JACK (LGY6502-0900) PHONE JACK (LGY6502-0900) PHONE JACK (LGY6502-0900) PHONE JACK (LGY6502-0900) PHONE JACK (LGY6502-0900)	KK1K2 R1E1E2 Q1 X1 M1M2C1
J402			E58-1034-05	RECTANGULAR RECEPTACLE	E1Q1X1
J402 J403 J405 J406 J406		*	E58-1034-05 E58-1145-05 E63-0980-05 E68-0826-05 E68-0826-05	RECTANGULAR RECEPTACLE RECTANGULAR RECEPTACLE PIN JACK JACK (SD CARD SLOT) JACK (SD CARD SLOT)	M1M2C1 E1Q1X1 M1M2C1
J408		*	E68-0833-05	JACK (MICRO SD)	KR1
F1 ,2 F200			F53-0369-05 F53-0369-05	FUSE 1.6A FUSE 1.6A	
L1 L3 L5 L7 L9			L92-0374-05 L33-2600-05 L33-2600-05 L33-2600-05 L33-2600-05	CHIP FERRITE CHOKE COIL CHOKE COIL CHOKE COIL CHOKE COIL	
L10 ,11 L12 L13 L200 L201		*	L92-0373-05 L33-2603-05 L33-2440-05 L92-0332-05 L41-4792-62	CHIP FERRITE CHOKE COIL SMALL FIXED INDUCTOR CHIP FERRITE SMALL FIXED INDUCTOR (4.7U)	
L202 L203 L400 L400 L400		*	L92-0332-05 L33-2457-05 L92-0373-05 L92-0373-05 L92-0373-05	CHIP FERRITE SMALL FIXED INDUCTOR CHIP FERRITE CHIP FERRITE CHIP FERRITE	 KK1K2 R1E1E2 Q1X1
L401 L402 L404 L405,406 X200		*	L33-2603-05 L33-2457-05 L41-1001-62 L92-0373-05 L77-2921-15	CHOKE COIL SMALL FIXED INDUCTOR SMALL FIXED INDUCTOR (10U) CHIP FERRITE CRYSTAL RESONATOR (32.768KHZ)	
X201			L77-3846-05	CRYSTAL RESONATOR (12MHZ)	
H P	2D 2D		N82-2608-43 N89-3006-48	BINDING HEAD TAPTITE SCREW BINDING HEAD TAPTITE SCREW	
R1 R2 R3 R4 R5			RK73HB1J823J RK73HB1J103J RK73HB1J224J RK73HB1J333J RK73HB1J274J	CHIP R 82K J 1/16W CHIP R 10K J 1/16W CHIP R 220K J 1/16W CHIP R 33K J 1/16W CHIP R 270K J 1/16W	
R6 R7 R8 R9 ,10 R11			RK73HH1J104D RK73HH1J513D RK73HH1J333D RK73HB1J224J RK73HH1J113D	CHIP R 100K D 1/16W CHIP R 51K D 1/16W CHIP R 33K D 1/16W CHIP R 220K J 1/16W CHIP R 11K D 1/16W	
R12 R13 R14 ,15 R16 ,17 R18			RK73HH1J104D RK73HH1J683D RK73HB1J224J RK73HH1J334D RK73HB1J224J	CHIP R 100K D 1/16W CHIP R 68K D 1/16W CHIP R 220K J 1/16W CHIP R 330K D 1/16W CHIP R 220K J 1/16W	
R19 R20 R21 R22 R23			RK73HB1J473J RK73HB1J2R2J RK73HB1J123J RK73HH1J563D RK73HH1J753D	CHIP R 47K J 1/16W CHIP R 2.2 J 1/16W CHIP R 12K J 1/16W CHIP R 56K D 1/16W CHIP R 75K D 1/16W	
R24 -26			RK73HB1J104J	CHIP R 100K J 1/16W	

K: DNX6980 K1: DNX6180 K2: DNX6040EX K3: DNX5180 (North America)
E1: DNX5280BT E2: DNX4280BT (Europe) Q1: DNX5580BT (Russian)
R1: DNX6480BT (Latin America) X1: DNX5380BT (Australia)
C1: DNX5380 (China) M1: DNX5380 M2: DNX5380M (Other Areas)

△Indicates safety critical components.

PARTS LIST

VIDEO CONTROL UNIT (X15-154x-xx)

Ref. No.	A d d	N e w	Parts No.	Description	Desti- nation	Ref. No.	A d d	N e w	Parts No.	Description	Desti- nation
R27			RK73HB1J473J	CHIP R 47K J 1/16W		R93			RK73HB1J000J	CHIP R 0.0 J 1/16W	
R28 -30			RK73HB1J000J	CHIP R 0.0 J 1/16W		R96			RK73HB1J103J	CHIP R 10K J 1/16W	
R31 ,32			R92-5244-05	CHIP R 0.039		R97			RK73HB1J153J	CHIP R 15K J 1/16W	
R33			RK73HB1J220J	CHIP R 22 J 1/16W		R98			RK73HH1J223D	CHIP R 22K D 1/16W	
R34			RK73HH1J303D	CHIP R 30K D 1/16W		R99			RK73GB2A000J	CHIP R 0.0 J 1/10W	
R35			RK73HH1J682D	CHIP R 6.8K D 1/16W		R100	*		RK73PB2H160J	CHIP R 16 J 1/2W	
R36			RK73HB1J122J	CHIP R 1.2K J 1/16W		R101			RK73HH1J682D	CHIP R 6.8K D 1/16W	
R37		*	RK73HH1J241D	CHIP R 240 D 1/16W		R102,103			RK73GB2A000J	CHIP R 0.0 J 1/10W	
R38			RK73HB1J332J	CHIP R 3.3K J 1/16W		R104			RK73HB1J473J	CHIP R 47K J 1/16W	
R39			RK73HH1J204D	CHIP R 200K D 1/16W		R105			RK73HB1J152J	CHIP R 1.5K J 1/16W	
R40 -42			RK73HB1J000J	CHIP R 0.0 J 1/16W		R106			RK73HB1J823J	CHIP R 82K J 1/16W	
R43			RK73HB1J2R2J	CHIP R 2.2 J 1/16W		R107			RK73HB1J103J	CHIP R 10K J 1/16W	
R44 ,45			R92-5276-05	METAL GR 0.039 J 1/3W		R120,121			RK73GB2A000J	CHIP R 0.0 J 1/10W	
R46			RK73HB1J000J	CHIP R 0.0 J 1/16W		R122			RK73HB1J000J	CHIP R 0.0 J 1/16W	
R47 ,48			RK73HH1J303D	CHIP R 30K D 1/16W		R124,125			RK73GB2A000J	CHIP R 0.0 J 1/10W	
R49			RK73HB1J122J	CHIP R 1.2K J 1/16W		R127			RK73GB2A000J	CHIP R 0.0 J 1/10W	
R50			RK73HH1J243D	CHIP R 24K D 1/16W		R129,130			RK73HH1J303D	CHIP R 30K D 1/16W	
R51			RK73HB1J332J	CHIP R 3.3K J 1/16W		R131			RK73GB2A151J	CHIP R 150 J 1/10W	
R52		*	RK73PB2H160J	CHIP R 16 J 1/2W		R132			RK73GB2A000J	CHIP R 0.0 J 1/10W	
R53 ,54			R92-5276-05	METAL GR 0.039 J 1/3W		R133			RK73GB2A2R2J	CHIP R 2.2 J 1/10W	
R55			RK73HB1J000J	CHIP R 0.0 J 1/16W		R134			RK73HH1J563D	CHIP R 56K D 1/16W	
R56			RK73HH1J303D	CHIP R 30K D 1/16W		R135	*		RK73HB1J911J	CHIP R 910 J 1/16W	
R57			RK73HH1J512D	CHIP R 5.1K D 1/16W		R136			RK73HB1J473J	CHIP R 47K J 1/16W	
R58			RK73HB1J122J	CHIP R 1.2K J 1/16W		R137			RK73HB1J272J	CHIP R 2.7K J 1/16W	
R59			RK73HH1J331D	CHIP R 330 D 1/16W		R138			RK73HB1J223J	CHIP R 22K J 1/16W	
R60			RK73HB1J332J	CHIP R 3.3K J 1/16W		R140			RK73HB1J000J	CHIP R 0.0 J 1/16W	
R61			RK73HH1J204D	CHIP R 200K D 1/16W		R141			RK73GB2A000J	CHIP R 0.0 J 1/10W	
R62		*	RK73PB2H160J	CHIP R 16 J 1/2W		R143,144			RK73HB1J223J	CHIP R 22K J 1/16W	
R64			RK73GB2A000J	CHIP R 0.0 J 1/10W		R145,146			RK73HB1J101J	CHIP R 100 J 1/16W	X1M1M2
R65 ,66			RK73HB1J000J	CHIP R 0.0 J 1/16W		R145,146			RK73HB1J101J	CHIP R 100 J 1/16W	C1
R67			RK73HB1J224J	CHIP R 220K J 1/16W		R200			RK73HB1J103J	CHIP R 10K J 1/16W	KK1K2
R68			RK73HB1J333J	CHIP R 33K J 1/16W		R200			RK73HB1J103J	CHIP R 10K J 1/16W	K3
R71			RK73GB2A000J	CHIP R 0.0 J 1/10W	K1K2E2	R200			RK73HB1J202J	CHIP R 2.0K J 1/16W	E1E2
R71			RK73GB2A000J	CHIP R 0.0 J 1/10W	K3	R200			RK73HB1J203J	CHIP R 20K J 1/16W	C1
R71 ,72			RK73GB2A000J	CHIP R 0.0 J 1/10W	KR1E1	R200			RK73HB1J512J	CHIP R 5.1K J 1/16W	Q1
R71 ,72			RK73GB2A000J	CHIP R 0.0 J 1/10W	Q1X1M1	R200			RK73HB1J513J	CHIP R 51K J 1/16W	X1
R71 ,72			RK73GB2A000J	CHIP R 0.0 J 1/10W	M2C1	R200,201			RK73HB1J103J	CHIP R 10K J 1/16W	M1M2
R73 ,74			RK73GB2A123J	CHIP R 12K J 1/10W		R201			RK73HB1J103J	CHIP R 10K J 1/16W	R1E1E2
R75			RK73HB1J223J	CHIP R 22K J 1/16W		R201			RK73HB1J103J	CHIP R 10K J 1/16W	Q1X1C1
R76			RK73GB2A271J	CHIP R 270 J 1/10W		R202			RK73HB1J223J	CHIP R 22K J 1/16W	KK1R1
R77			R92-5276-05	METAL GR 0.039 J 1/3W		R202			RK73HB1J223J	CHIP R 22K J 1/16W	E1E2Q1
R78			RK73HB1J223J	CHIP R 22K J 1/16W		R202			RK73HB1J223J	CHIP R 22K J 1/16W	X1K3M1
R79			RK73GB2A151J	CHIP R 150 J 1/10W		R202			RK73HB1J223J	CHIP R 22K J 1/16W	C1
R80			RK73HB1J104J	CHIP R 100K J 1/16W		R203			RK73HB1J473J	CHIP R 47K J 1/16W	K2M2
R81			RK73HB1J223J	CHIP R 22K J 1/16W		R204			RK73HB1J101J	CHIP R 100 J 1/16W	
R82 ,83			RK73GB2A151J	CHIP R 150 J 1/10W		R206,207			RK73GB2A000J	CHIP R 0.0 J 1/10W	
R84			RK73HB1J274J	CHIP R 270K J 1/16W		R209			RK73HB1J223J	CHIP R 22K J 1/16W	
R85			RK73HB1J333J	CHIP R 33K J 1/16W		R210			RK73HB1J103J	CHIP R 10K J 1/16W	
R86			RK73HB1J224J	CHIP R 220K J 1/16W		R211,212			RK73HB1J104J	CHIP R 100K J 1/16W	
R87			RK73GB2A000J	CHIP R 0.0 J 1/10W		R213			RK73HB1J101J	CHIP R 100 J 1/16W	
R88			RK73HB1J103J	CHIP R 10K J 1/16W		R214,215			RK73HB1J473J	CHIP R 47K J 1/16W	
R89			RK73HB1J153J	CHIP R 15K J 1/16W		R216			RK73HB1J223J	CHIP R 22K J 1/16W	E1Q1X1
R90			RK73HB1J103J	CHIP R 10K J 1/16W		R216			RK73HB1J223J	CHIP R 22K J 1/16W	M1M2C1
R91			RK73HB1J153J	CHIP R 15K J 1/16W		R219			RK73HB1J101J	CHIP R 100 J 1/16W	
R92		*	RK73PB2H160J	CHIP R 16 J 1/2W		R220,221			RK73HB1J222J	CHIP R 2.2K J 1/16W	

K: DNX6980 K1: DNX6180 K2: DNX6040EX K3: DNX5180 (North America)
E1: DNX5280BT E2: DNX4280BT (Europe) Q1: DNX5580BT (Russian)
R1: DNX6480BT (Latin America) X1: DNX5380BT (Australia)
C1: DNX5380 (China) M1: DNX5380 M2: DNX5380M (Other Areas)

△ Indicates safety critical components.

PARTS LIST

VIDEO CONTROL UNIT (X15-154x-xx)

Ref. No.	A d d	N e w	Parts No.	Description	Desti- nation
R222 R224 R224 R226 R227			RK73HB1J101J RK73HB1J000J RK73HB1J000J RK73HB1J000J RK73HB1J473J	CHIP R 100 J 1/16W CHIP R 0.0 J 1/16W CHIP R 0.0 J 1/16W CHIP R 0.0 J 1/16W CHIP R 47K J 1/16W	KK1K2 R1E2K3 E1Q1X1
R227 R228 R229 R230 R231			RK73HB1J473J RK73HB1J223J RK73HB1J103J RK73HB1J223J RK73HB1J103J	CHIP R 47K J 1/16W CHIP R 22K J 1/16W CHIP R 10K J 1/16W CHIP R 22K J 1/16W CHIP R 10K J 1/16W	M1M2C1
R232,233 R234 R235,236 R237 R238			RK73HB1J101J RK73HB1J104J RK73HB1J101J RK73HB1J223J RK73HB1J101J	CHIP R 100 J 1/16W CHIP R 100K J 1/16W CHIP R 100 J 1/16W CHIP R 22K J 1/16W CHIP R 100 J 1/16W	
R239 R240,241 R242 R243,244 R245			RK73HB1J223J RK73HB1J101J RK73HB1J473J RK73HB1J103J RK73HB1J104J	CHIP R 22K J 1/16W CHIP R 100 J 1/16W CHIP R 47K J 1/16W CHIP R 10K J 1/16W CHIP R 100K J 1/16W	
R246 R248 R249 R251 R252			RK73HB1J473J RK73GB2A000J RK73HB1J000J RK73HB1J272J RK73HB1J223J	CHIP R 47K J 1/16W CHIP R 0.0 J 1/10W CHIP R 0.0 J 1/16W CHIP R 2.7K J 1/16W CHIP R 22K J 1/16W	
R253 R255 R256 R260 R261,262			RK73HB1J470J RK73HB1J101J RK73HH1J470D RK73HH1J470D RK73HB1J473J	CHIP R 47 J 1/16W CHIP R 100 J 1/16W CHIP R 47 D 1/16W CHIP R 47 D 1/16W CHIP R 47K J 1/16W	
R263,264 R265 R266 R267 R268			RK73HB1J101J RK73HH1J470D RK73HB1J101J RK73HH1J470D RK73HB1J473J	CHIP R 100 J 1/16W CHIP R 47 D 1/16W CHIP R 100 J 1/16W CHIP R 47 D 1/16W CHIP R 47K J 1/16W	
R269 R270 R271 R272 R273			RK73HB1J101J RK73HB1J104J RK73HB1J101J RK73HB1J223J RK73HB1J222J	CHIP R 100 J 1/16W CHIP R 100K J 1/16W CHIP R 100 J 1/16W CHIP R 22K J 1/16W CHIP R 2.2K J 1/16W	
R274,275 R276 R277 R278 R279-282			RK73HB1J101J RK73HB1J102J RK73HB1J101J RK73HB1J222J RK73HB1J101J	CHIP R 100 J 1/16W CHIP R 1.0K J 1/16W CHIP R 100 J 1/16W CHIP R 2.2K J 1/16W CHIP R 100 J 1/16W	E1Q1X1
R279-282 R279,280 R279,280 R282 R282			RK73HB1J101J RK73HB1J101J RK73HB1J101J RK73HB1J101J RK73HB1J101J	CHIP R 100 J 1/16W CHIP R 100 J 1/16W CHIP R 100 J 1/16W CHIP R 100 J 1/16W CHIP R 100 J 1/16W	M1M2C1 KK1K2 R1E2K3 KK1K2 R1E2K3
R283 R284,285 R286 R287 R288			RK73HB1J223J RK73HB1J470J RK73HB1J104J RK73HB1J101J RK73HB1J104J	CHIP R 22K J 1/16W CHIP R 47 J 1/16W CHIP R 100K J 1/16W CHIP R 100 J 1/16W CHIP R 100K J 1/16W	
Ref. No.	A d d	N e w	Parts No.	Description	Desti- nation
R289 R290 R291 R292,293 R294			RK73HB1J101J RK73HB1J104J RK73HB1J222J RK73HB1J101J RK73HB1J100J	CHIP R 100 J 1/16W CHIP R 100K J 1/16W CHIP R 2.2K J 1/16W CHIP R 100 J 1/16W CHIP R 10 J 1/16W	E1Q1X1
R294 R295 R296 R298 R299			RK73HB1J100J RK73HB1J222J RK73HB1J101J RK73HB1J101J RK73HB1J222J	CHIP R 10 J 1/16W CHIP R 2.2K J 1/16W CHIP R 100 J 1/16W CHIP R 100 J 1/16W CHIP R 2.2K J 1/16W	M1M2C1
R300 R301 R302,303 R304 R305			RK73HB1J101J RK73HB1J222J RK73HB1J101J RK73HB1J103J RK73HB1J104J	CHIP R 100 J 1/16W CHIP R 2.2K J 1/16W CHIP R 100 J 1/16W CHIP R 10K J 1/16W CHIP R 100K J 1/16W	
R306,307 R308 R309 R309 R310			RK73HB1J101J RK73HB1J223J RK73HB1J100J RK73HB1J100J RK73HB1J104J	CHIP R 100 J 1/16W CHIP R 22K J 1/16W CHIP R 10 J 1/16W CHIP R 10 J 1/16W CHIP R 100K J 1/16W	E1Q1X1 M1M2C1
R311,312 R313 R314,315 R316 R317			RK73HB1J101J RK73HB1J223J RK73HB1J103J RK73HB1J104J RK73HB1J473J	CHIP R 100 J 1/16W CHIP R 22K J 1/16W CHIP R 10K J 1/16W CHIP R 100K J 1/16W CHIP R 47K J 1/16W	
R318 R321 R321 R323 R325			RK73HB1J223J RK73HB1J103J RK73HB1J103J RK73HB1J223J RK73HB1J223J	CHIP R 22K J 1/16W CHIP R 10K J 1/16W CHIP R 10K J 1/16W CHIP R 22K J 1/16W CHIP R 22K J 1/16W	KK1K2 K3
R326 R326 R327 R327 R328			RK73HB1J104J RK73HB1J104J RK73HB1J223J RK73HB1J223J RK73HB1J104J	CHIP R 100K J 1/16W CHIP R 100K J 1/16W CHIP R 22K J 1/16W CHIP R 22K J 1/16W CHIP R 100K J 1/16W	E1Q1X1 M1M2C1 KK1K2 R1E2K3 KK1K2
R328 R328 R329 R329 R330			RK73HB1J104J RK73HB1J104J RK73HB1J223J RK73HB1J223J RK73GB2A000J	CHIP R 100K J 1/16W CHIP R 100K J 1/16W CHIP R 22K J 1/16W CHIP R 22K J 1/16W CHIP R 0.0 J 1/10W	R1E1E2 Q1X1 K3M1M2 C1 E1Q1X1
R330 R331 R331 R332,333 R332,333			RK73GB2A000J RK73HB1J000J RK73HB1J000J RK73HB1J100J RK73HB1J100J	CHIP R 0.0 J 1/10W CHIP R 0.0 J 1/16W CHIP R 0.0 J 1/16W CHIP R 10 J 1/16W CHIP R 10 J 1/16W	M1M2C1 X1M1M2 C1 X1M1M2 C1
R334 R334 R334 R335 R335			RK73HB1J100J RK73HB1J162J RK73HB1J162J RK73HB1J000J RK73HB1J000J	CHIP R 10 J 1/16W CHIP R 1.6K J 1/16W CHIP R 1.6K J 1/16W CHIP R 0.0 J 1/16W CHIP R 0.0 J 1/16W	E1Q1 X1M1M2 C1 E1Q1X1 M1M2C1
R336 R336 R336 R337,338 R339-342			RK73HB1J100J RK73HB1J162J RK73HB1J162J RK73HB1J101J RK73HB1J100J	CHIP R 10 J 1/16W CHIP R 1.6K J 1/16W CHIP R 1.6K J 1/16W CHIP R 100 J 1/16W CHIP R 10 J 1/16W	E1Q1 X1M1M2 C1

K: DNX6980 K1: DNX6180 K2: DNX6040EX K3: DNX5180 (North America)
E1: DNX5280BT E2: DNX4280BT (Europe) Q1: DNX5580BT (Russian)
R1: DNX6480BT (Latin America) X1: DNX5380BT (Australia)
C1: DNX5380 (China) M1: DNX5380 M2: DNX5380M (Other Areas)

△Indicates safety critical components.

PARTS LIST

VIDEO CONTROL UNIT (X15-154x-xx)

Ref. No.	Ad	New	Parts No.	Description	Desti- nation	Ref. No.	Ad	New	Parts No.	Description	Desti- nation
R343			RK73HB1J101J	CHIP R 100 J 1/16W		R405			RK73HB1J473J	CHIP R 47K J 1/16W	Q1X1
R344			RK73HB1J000J	CHIP R 0.0 J 1/16W		R408			RK73HB1J223J	CHIP R 22K J 1/16W	KK1K2
R346			RK73HB1J223J	CHIP R 22K J 1/16W		R408			RK73HB1J223J	CHIP R 22K J 1/16W	R1E1E2
R347-355			RK73HB1J000J	CHIP R 0.0 J 1/16W		R408			RK73HB1J223J	CHIP R 22K J 1/16W	Q1X1
R356			RK73HB1J473J	CHIP R 47K J 1/16W		R409			RK73HB1J103J	CHIP R 10K J 1/16W	KK1K2
R357			RK73HB1J752J	CHIP R 7.5K J 1/16W		R409			RK73HB1J103J	CHIP R 10K J 1/16W	R1E1E2
R358			RK73HB1J000J	CHIP R 0.0 J 1/16W	X1M1M2	R409			RK73HB1J103J	CHIP R 10K J 1/16W	Q1X1
R358			RK73HB1J000J	CHIP R 0.0 J 1/16W	C1	R412			RK73HB1J223J	CHIP R 22K J 1/16W	KK1K2
R359,360			RK73HB1J000J	CHIP R 0.0 J 1/16W	KK1K2	R412			RK73HB1J223J	CHIP R 22K J 1/16W	R1E1E2
R359,360			RK73HB1J000J	CHIP R 0.0 J 1/16W	R1E1E2	R412			RK73HB1J223J	CHIP R 22K J 1/16W	Q1X1
R359,360			RK73HB1J000J	CHIP R 0.0 J 1/16W	Q1K3	R413			RK73HB1J103J	CHIP R 10K J 1/16W	KK1K2
R361,362			RK73HB1J000J	CHIP R 0.0 J 1/16W	X1M1M2	R413			RK73HB1J103J	CHIP R 10K J 1/16W	R1E1E2
R361,362			RK73HB1J000J	CHIP R 0.0 J 1/16W	C1	R413			RK73HB1J103J	CHIP R 10K J 1/16W	Q1X1
R363			RK73HB1J104J	CHIP R 100K J 1/16W	K	R415			RK73HB1J473J	CHIP R 47K J 1/16W	KK1K2
R364			RK73HB1J223J	CHIP R 22K J 1/16W	K1K2R1	R415			RK73HB1J473J	CHIP R 47K J 1/16W	R1E1E2
R364			RK73HB1J223J	CHIP R 22K J 1/16W	E1E2Q1	R415			RK73HB1J473J	CHIP R 47K J 1/16W	Q1X1
R364			RK73HB1J223J	CHIP R 22K J 1/16W	X1K3M1	R419,420			RK73GB2A101J	CHIP R 100 J 1/10W	KK1K2
R364			RK73HB1J223J	CHIP R 22K J 1/16W	M2C1	R419,420			RK73GB2A101J	CHIP R 100 J 1/10W	R1E1E2
R365,366			RK73GB2A000J	CHIP R 0.0 J 1/10W	E1Q1	R419,420			RK73GB2A101J	CHIP R 100 J 1/10W	Q1X1
R367			RK73HB1J000J	CHIP R 0.0 J 1/16W		R422,423			RK73FB2B101J	CHIP R 100 J 1/8W	KK1K2
R368			RK73HB1J472J	CHIP R 4.7K J 1/16W	KK1K2	R422,423			RK73FB2B101J	CHIP R 100 J 1/8W	R1E1E2
R368			RK73HB1J472J	CHIP R 4.7K J 1/16W	E1K3M1	R422,423			RK73FB2B101J	CHIP R 100 J 1/8W	Q1X1
R368			RK73HB1J472J	CHIP R 4.7K J 1/16W	M2C1	R427			RK73HB1J223J	CHIP R 22K J 1/16W	KK1K2
R369,370			RK73HB1J103J	CHIP R 10K J 1/16W	KK1K2	R427			RK73HB1J223J	CHIP R 22K J 1/16W	R1E1E2
R369,370			RK73HB1J103J	CHIP R 10K J 1/16W	E1K3M1	R427			RK73HB1J223J	CHIP R 22K J 1/16W	Q1X1
R369,370			RK73HB1J103J	CHIP R 10K J 1/16W	M2C1	R428,429			RK73HB1J101J	CHIP R 100 J 1/16W	KK1K2
R371			RK73HB1J223J	CHIP R 22K J 1/16W		R428,429			RK73HB1J101J	CHIP R 100 J 1/16W	R1E1E2
R372			RK73HB1J101J	CHIP R 100 J 1/16W	E1Q1X1	R428,429			RK73HB1J101J	CHIP R 100 J 1/16W	Q1X1
R372			RK73HB1J101J	CHIP R 100 J 1/16W	M1M2C1	R431,432			RK73HB1J000J	CHIP R 0.0 J 1/16W	KK1K2
R373			RK73HB1J104J	CHIP R 100K J 1/16W	KK1K2	R431,432			RK73HB1J000J	CHIP R 0.0 J 1/16W	R1E1E2
R373			RK73HB1J104J	CHIP R 100K J 1/16W	R1E2K3	R431,432			RK73HB1J000J	CHIP R 0.0 J 1/16W	Q1K3
R374			RK73GB2A000J	CHIP R 0.0 J 1/10W	E1Q1	R433-435			RK73HB1J000J	CHIP R 0.0 J 1/16W	X1M1M2
R375			RK73HB1J000J	CHIP R 0.0 J 1/16W	X1M1M2	R433-435			RK73HB1J000J	CHIP R 0.0 J 1/16W	C1
R375			RK73HB1J000J	CHIP R 0.0 J 1/16W	C1	R435			RK73HB1J000J	CHIP R 0.0 J 1/16W	KK1K2
R376			RK73HB1J620J	CHIP R 62 J 1/16W	X1M1M2	R435			RK73HB1J000J	CHIP R 0.0 J 1/16W	R1E1E2
R376			RK73HB1J620J	CHIP R 62 J 1/16W	C1	R435			RK73HB1J000J	CHIP R 0.0 J 1/16W	Q1K3
R376			RK73HB1J750J	CHIP R 75 J 1/16W	E1Q1	R438			RK73HB1J101J	CHIP R 100 J 1/16W	
R377			RK73GB2A000J	CHIP R 0.0 J 1/10W	E1Q1X1	R439			RK73HB1J100J	CHIP R 10 J 1/16W	
R377			RK73GB2A000J	CHIP R 0.0 J 1/10W	M1M2C1	R440			RK73GB2A000J	CHIP R 0.0 J 1/10W	
R378,379			RK73HB1J000J	CHIP R 0.0 J 1/16W	KK1K2	R441,442			RK73HB1J102J	CHIP R 1.0K J 1/16W	
R378,379			RK73HB1J000J	CHIP R 0.0 J 1/16W	R1E2X1	R443			RK73HB1J222J	CHIP R 2.2K J 1/16W	
R378,379			RK73HB1J000J	CHIP R 0.0 J 1/16W	K3M1M2	R445,446			RK73GB2A471J	CHIP R 470 J 1/10W	
R378,379			RK73HB1J000J	CHIP R 0.0 J 1/16W	C1	R447,448			RK73HB1J473J	CHIP R 47K J 1/16W	
R380,381			RK73HB1J000J	CHIP R 0.0 J 1/16W	E1Q1	R449-458			RK73HB1J220J	CHIP R 22 J 1/16W	
R400,401			RK73HB1J222J	CHIP R 2.2K J 1/16W	KK1K2	R459-464			RK73HB1J223J	CHIP R 22K J 1/16W	
R400,401			RK73HB1J222J	CHIP R 2.2K J 1/16W	R1E1E2	R466			RK73HB1J000J	CHIP R 0.0 J 1/16W	
R402			RK73GB2A000J	CHIP R 0.0 J 1/10W	Q1X1	R468			RK73HB1J222J	CHIP R 2.2K J 1/16W	
R402			RK73GB2A000J	CHIP R 0.0 J 1/10W	KK1K2	R469			RK73HB1J000J	CHIP R 0.0 J 1/16W	
R402			RK73GB2A000J	CHIP R 0.0 J 1/10W	R1E1E2	R470			RK73HB1J103J	CHIP R 10K J 1/16W	
R402			RK73GB2A000J	CHIP R 0.0 J 1/10W	Q1X1	R471			RK73HB1J000J	CHIP R 0.0 J 1/16W	
R403			RK73HB1J2R2J	CHIP R 2.2 J 1/16W	KK1K2	R472			RK73HB1J103J	CHIP R 10K J 1/16W	
R403			RK73HB1J2R2J	CHIP R 2.2 J 1/16W	R1E1E2	R473			RK73HB1J221J	CHIP R 220 J 1/16W	
R403			RK73HB1J2R2J	CHIP R 2.2 J 1/16W	Q1X1	R474			RK73GB2A221J	CHIP R 220 J 1/10W	
R405			RK73HB1J473J	CHIP R 47K J 1/16W	KK1K2	R475			RK73HB1J221J	CHIP R 220 J 1/16W	
R405			RK73HB1J473J	CHIP R 47K J 1/16W	R1E1E2	R476			RK73GB2A221J	CHIP R 220 J 1/10W	

K: DNX6980 K1: DNX6180 K2: DNX6040EX K3: DNX5180 (North America)
E1: DNX5280BT E2: DNX4280BT (Europe) Q1: DNX5580BT (Russian)
R1: DNX6480BT (Latin America) X1: DNX5380BT (Australia)
C1: DNX5380 (China) M1: DNX5380 M2: DNX5380M (Other Areas)

△ Indicates safety critical components.

PARTS LIST

VIDEO CONTROL UNIT (X15-154x-xx)

Ref. No.	A d d	N e w	Parts No.	Description	Desti- nation	Ref. No.	A d d	N e w	Parts No.	Description	Desti- nation
R478			RK73HB1J000J	CHIP R 0.0 J 1/16W		R529			RK73HB1J100J	CHIP R 10 J 1/16W	M1M2C1
R479			RK73HB1J471J	CHIP R 470 J 1/16W		R531			RK73HB1J472J	CHIP R 4.7K J 1/16W	KR1E1
R480			RK73GB2A471J	CHIP R 470 J 1/10W		R531			RK73HB1J472J	CHIP R 4.7K J 1/16W	Q1X1M1
R481			RK73HB1J471J	CHIP R 470 J 1/16W		R531			RK73HB1J472J	CHIP R 4.7K J 1/16W	M2C1
R482			RK73GB2A471J	CHIP R 470 J 1/10W		R532			RK73HB1J000J	CHIP R 0.0 J 1/16W	E1Q1X1
R483			RK73HB1J000J	CHIP R 0.0 J 1/16W		R532			RK73HB1J000J	CHIP R 0.0 J 1/16W	M1M2C1
R488-491			RK73HB1J000J	CHIP R 0.0 J 1/16W		R533			RK73HB1J750J	CHIP R 75 J 1/16W	E1Q1X1
R494,495			RK73HB1J470J	CHIP R 47 J 1/16W	X1M1M2	R533			RK73HB1J750J	CHIP R 75 J 1/16W	M1M2C1
R494,495			RK73HB1J470J	CHIP R 47 J 1/16W	C1	R534			RK73GB2A2R2J	CHIP R 2.2 J 1/10W	
R496-499			RK73HB1J223J	CHIP R 22K J 1/16W	KR1E1	R539,540			RK73HB1J101J	CHIP R 100 J 1/16W	
R496-499			RK73HB1J223J	CHIP R 22K J 1/16W	Q1X1M1	R541			RK73GB2A000J	CHIP R 0.0 J 1/10W	
R496-499			RK73HB1J223J	CHIP R 22K J 1/16W	M2C1	R550			RK73HB1J100J	CHIP R 10 J 1/16W	
R501			RK73HB1J200J	CHIP R 20 J 1/16W	E1Q1X1	R551			RK73EB2E000J	CHIP R 0.0 J 1/4W	X1M1M2
R501			RK73HB1J200J	CHIP R 20 J 1/16W	M1M2C1	R551			RK73EB2E000J	CHIP R 0.0 J 1/4W	C1
R502			RK73HB1J100J	CHIP R 10 J 1/16W	E1Q1X1	R552			RK73HB1J100J	CHIP R 10 J 1/16W	
R502			RK73HB1J100J	CHIP R 10 J 1/16W	M1M2C1	R553			RK73HB1J000J	CHIP R 0.0 J 1/16W	KK1K2
R503			RK73HB1J000J	CHIP R 0.0 J 1/16W	KK1K2	R553			RK73HB1J000J	CHIP R 0.0 J 1/16W	R1E1E2
R503			RK73HB1J000J	CHIP R 0.0 J 1/16W	R1E1E2	R553			RK73HB1J000J	CHIP R 0.0 J 1/16W	Q1X1
R503			RK73HB1J000J	CHIP R 0.0 J 1/16W	Q1X1	R558			RK73HB1J000J	CHIP R 0.0 J 1/16W	
R504,505			RK73HB1J100J	CHIP R 10 J 1/16W	E1Q1X1	R560			RK73HB1J100J	CHIP R 10 J 1/16W	
R504,505			RK73HB1J100J	CHIP R 10 J 1/16W	M1M2C1	R562	*		RK73HB1J9R1J	CHIP R 9.1 J 1/16W	
R506			RK73HB1J200J	CHIP R 20 J 1/16W	E1Q1X1	R565			RK73HB1J000J	CHIP R 0.0 J 1/16W	
R506			RK73HB1J200J	CHIP R 20 J 1/16W	M1M2C1	R567			RK73HB1J000J	CHIP R 0.0 J 1/16W	
R507			RK73HB1J100J	CHIP R 10 J 1/16W	E1Q1X1	R573			RK73HB1J000J	CHIP R 0.0 J 1/16W	KR1E1
R507			RK73HB1J100J	CHIP R 10 J 1/16W	M1M2C1	R573			RK73HB1J000J	CHIP R 0.0 J 1/16W	Q1X1M1
R508			RK73HB1J101J	CHIP R 100 J 1/16W		R573			RK73HB1J000J	CHIP R 0.0 J 1/16W	M2C1
R510			RK73HB1J102J	CHIP R 1.0K J 1/16W	E1Q1X1	R574			RK73GB2A000J	CHIP R 0.0 J 1/10W	
R510			RK73HB1J102J	CHIP R 1.0K J 1/16W	M1M2C1	R576			RK73HB1J223J	CHIP R 22K J 1/16W	KR1E1
R512			RK73HB1J101J	CHIP R 100 J 1/16W	E1Q1X1	R576			RK73HB1J223J	CHIP R 22K J 1/16W	Q1X1M1
R512			RK73HB1J101J	CHIP R 100 J 1/16W	M1M2C1	R576			RK73HB1J223J	CHIP R 22K J 1/16W	M2C1
R513			RK73HB1J000J	CHIP R 0.0 J 1/16W	E1Q1X1	R579			RK73GB2A102J	CHIP R 1.0K J 1/10W	KR1E1
R513			RK73HB1J000J	CHIP R 0.0 J 1/16W	M1M2C1	R579			RK73GB2A102J	CHIP R 1.0K J 1/10W	Q1X1M1
R514			RK73HB1J102J	CHIP R 1.0K J 1/16W	E1Q1X1	R579			RK73GB2A102J	CHIP R 1.0K J 1/10W	M2C1
R514			RK73HB1J102J	CHIP R 1.0K J 1/16W	M1M2C1	R583			RK73HB1J000J	CHIP R 0.0 J 1/16W	
R515			RK73EB2E000J	CHIP R 0.0 J 1/4W	X1M1M2	R586			RK73HB1J472J	CHIP R 4.7K J 1/16W	KK1K2
R515			RK73EB2E000J	CHIP R 0.0 J 1/4W	C1	R586			RK73HB1J472J	CHIP R 4.7K J 1/16W	R1E1E2
R516			RK73HB1J000J	CHIP R 0.0 J 1/16W	KK1K2	R586			RK73HB1J472J	CHIP R 4.7K J 1/16W	Q1X1
R516			RK73HB1J000J	CHIP R 0.0 J 1/16W	R1E1E2	R587			RK73HB1J202J	CHIP R 2.0K J 1/16W	KK1K2
R516			RK73HB1J000J	CHIP R 0.0 J 1/16W	Q1X1	R587			RK73HB1J202J	CHIP R 2.0K J 1/16W	R1E1E2
R517			RK73HB1J101J	CHIP R 100 J 1/16W	E1Q1X1	R587			RK73HB1J202J	CHIP R 2.0K J 1/16W	Q1X1
R517			RK73HB1J101J	CHIP R 100 J 1/16W	M1M2C1	R597			RK73HB1J101J	CHIP R 100 J 1/16W	
R519			RK73HB1J101J	CHIP R 100 J 1/16W	E1Q1X1	R598			RK73HB1J471J	CHIP R 470 J 1/16W	
R519			RK73HB1J101J	CHIP R 100 J 1/16W	M1M2C1	R604			RK73HB1J223J	CHIP R 22K J 1/16W	
R521			RK73HB1J101J	CHIP R 100 J 1/16W	E1Q1X1	R606			RK73HH1J680D	CHIP R 68 D 1/16W	
R521			RK73HB1J101J	CHIP R 100 J 1/16W	M1M2C1	R609	*		RK73HH1J241D	CHIP R 240 D 1/16W	
R522		*	RK73HB1J241J	CHIP R 240 J 1/16W	E1Q1X1	R610			RK73HB1J223J	CHIP R 22K J 1/16W	
R522		*	RK73HB1J241J	CHIP R 240 J 1/16W	M1M2C1	R612			RK73HB1J750J	CHIP R 75 J 1/16W	
R524			RK73HB1J102J	CHIP R 1.0K J 1/16W	E1Q1X1	R613			RK73HB1J101J	CHIP R 100 J 1/16W	
R524			RK73HB1J102J	CHIP R 1.0K J 1/16W	M1M2C1	R614			RK73HB1J471J	CHIP R 470 J 1/16W	
R525			RK73GB2A000J	CHIP R 0.0 J 1/10W		R616			RK73HB1J000J	CHIP R 0.0 J 1/16W	
R526			RK73HB1J103J	CHIP R 10K J 1/16W	KR1E1	R627			RK73HB1J000J	CHIP R 0.0 J 1/16W	
R526			RK73HB1J103J	CHIP R 10K J 1/16W	Q1X1M1	R628,629			RK73HB1J102J	CHIP R 1.0K J 1/16W	X1M1M2
R526			RK73HB1J103J	CHIP R 10K J 1/16W	M2C1	R628,629			RK73HB1J102J	CHIP R 1.0K J 1/16W	C1
R527,528			RK73HB1J000J	CHIP R 0.0 J 1/16W		R630,631			RK73HB1J104J	CHIP R 100K J 1/16W	X1M1M2
R529			RK73HB1J100J	CHIP R 10 J 1/16W	E1Q1X1	R630,631			RK73HB1J104J	CHIP R 100K J 1/16W	C1

K: DNX6980 K1: DNX6180 K2: DNX6040EX K3: DNX5180 (North America)
E1: DNX5280BT E2: DNX4280BT (Europe) Q1: DNX5580BT (Russian)
R1: DNX6480BT (Latin America) X1: DNX5380BT (Australia)
C1: DNX5380 (China) M1: DNX5380 M2: DNX5380M (Other Areas)

△Indicates safety critical components.

PARTS LIST

VIDEO CONTROL UNIT (X15-154x-xx)

Ref. No.	A d d	N e w	Parts No.	Description	Desti- nation	Ref. No.	A d d	N e w	Parts No.	Description	Desti- nation
R632,633 R632,633 R634,635 R634,635 R636			RK73HB1J511J RK73HB1J511J RK73HH1J472D RK73HH1J472D RK73HB1J472J	CHIP R 510 J 1/16W CHIP R 510 J 1/16W CHIP R 4.7K D 1/16W CHIP R 4.7K D 1/16W CHIP R 4.7K J 1/16W	X1M1M2 C1 X1M1M2 C1	D431,432 D433,434 D443,444 D451 D455-457		*	VR1005AAA180 VR1005DDA080 RKZ6.2KG(B2) VR1005CCA270 MC2846-T111	VARIATOR VARIATOR ZENER DIODE VARIATOR DIODE	
R640 R641 R642 R643 R644-650		*	RK73HH1J303D RK73HH1J512D RK73HH1J130D RK73GB2A000J RK73HB1J101J	CHIP R 30K D 1/16W CHIP R 5.1K D 1/16W CHIP R 13 D 1/16W CHIP R 0.0 J 1/10W CHIP R 100 J 1/16W	KK1K2	D461 D462,463 D462,463 IC1 IC2		*	VR1005CCA270 RKZ6.2KG(B2) RKZ6.2KG(B2) AN33012UA-VB AN33013UA-VB	VARIATOR ZENER DIODE ZENER DIODE ANALOGUE IC ANALOGUE IC	X1M1M2 C1
R644-650 R644-650 R652 R654			RK73HB1J101J RK73HB1J101J RK73HB1J100J RK73HB1J000J	CHIP R 100 J 1/16W CHIP R 100 J 1/16W CHIP R 10 J 1/16W CHIP R 0.0 J 1/16W	R1E1E2 Q1X1	IC3 IC4 IC5 IC6 IC7		*	LM26003MHX XC6220B18BP-G XC6223B18BP-G XC6223B121P-G XC6223B331P-G	ANALOGUE IC ANALOGUE IC ANALOGUE IC ANALOGUE IC ANALOGUE IC	
D1 -4 D5 D7 D8 D11		*	RB080L-30 1SR154-400 1SR154-400 RKS801KF 1SR154-400	DIODE DIODE DIODE DIODE DIODE		IC8 IC9 IC200 IC201 IC202			R1114N181B-TR BA00DD0WHFP NJM2505AF-ZB R1114N331B-TR TC7SET08FU-F	ANALOGUE IC (1.8V LF) ANALOGUE IC ANALOGUE IC ANALOGUE IC (3.3V LF) MOS-IC	E1Q1X1
D23 D201-203 D201-203 D204 D204		*	RKS801KF CVL10C270M300 CVL10C270M300 VR1005CCA270 VR1005CCA270	DIODE VARISTOR VARISTOR VARISTOR VARISTOR	E1Q1X1 M1M2C1 M1M2C1 E1Q1X1 M1M2C1	IC202 IC203 IC204 IC204 IC204			TC7SET08FU-F XC6120N302N-G W05-1548-00 W05-1548-00 W05-1549-00	MOS-IC MOS-IC ROM IC ROM IC ROM IC	M1M2C1 KK1K2 K3 E1E2M2
D205 D205 D206,207 D206,207 D210-213		*	VR1005DDA080 VR1005DDA080 VR1005CCA270 VR1005CCA270 VR1005AAA270	VARIATOR VARIATOR VARIATOR VARIATOR VARIATOR	E1Q1X1 M1M2C1 E1Q1X1 M1M2C1	IC204 IC204 IC204 IC204 IC205			W05-1550-00 W05-1551-00 W05-1552-00 W05-1553-00 W05-1669-00	ROM IC ROM IC ROM IC ROM IC MICROCONTROLLER IC	M1 R1X1 Q1 C1
D214 D214 D216,217 D216,217 D400-403		*	RKS801KF RKS801KF VR1005CCA270 VR1005CCA270 VR1005DDA080	DIODE DIODE VARISTOR VARISTOR VARISTOR	KK1K2 K3 E1Q1X1 M1M2C1 X1	IC206 IC207 IC400 IC400 IC400			TC7SH08FU-F NJM2505AF-ZB NJM4565E-ZB NJM4565E-ZB NJM4565E-ZB	MOS-IC ANALOGUE IC ANALOGUE IC ANALOGUE IC ANALOGUE IC	KK1K2 R1E1E2 Q1X1
D400,401 D400,401 D400,401 D402,403 D404,405		*	VR1005DDA080 VR1005DDA080 VR1005DDA080 VR1005DDA080 RKZ6.8KG(B2)	VARIATOR VARIATOR VARIATOR VARIATOR ZENER DIODE	KK1K2 R1E1E2 Q1 M1M2C1 E1Q1X1	IC401 IC401 IC401 IC402 IC403		*	XC6223B331P-G XC6223B331P-G XC6223B331P-G XC6209B502P1 BD00C0AWFP	ANALOGUE IC ANALOGUE IC ANALOGUE IC ANALOGUE IC ANALOGUE IC	KK1K2 R1E1E2 Q1X1
D404,405 D406 D406 D413-420 D413-420			RKZ6.8KG(B2) RKZ6.2KG(B2) RKZ6.2KG(B2) RKZ6.2KG(B2) RKZ6.2KG(B2)	ZENER DIODE ZENER DIODE ZENER DIODE ZENER DIODE ZENER DIODE	M1M2C1 E1Q1X1 M1M2C1 E1Q1X1 M1M2C1	IC404,405 IC406 IC408 IC409 IC409		*	AK4388AETP AN15886A-VF XC6120N412N-G TC7WH126FU-F TC7WH126FU-F	MOS-IC MOS-IC MOS-IC MOS-IC MOS-IC	KK1K2 R1E1E2
D421,422 D421,422 D423 D423 D424-426		*	VR1005DDA080 VR1005DDA080 VR1005CCA270 VR1005CCA270 RKZ6.2KG(B2)	VARIATOR VARIATOR VARISTOR VARISTOR ZENER DIODE	E1Q1X1 M1M2C1 E1Q1X1 M1M2C1 E1Q1X1	IC409 IC410 IC410 IC410 Q1			TC7WH126FU-F TC7SG86FU-F TC7SG86FU-F TC7SG86FU-F 2SA1774	MOS-IC MOS-IC MOS-IC MOS-IC TRANSISTOR	Q1X1 KK1K2 R1E1E2 Q1X1
D424-426 D425,426 D425,426 D429 D430		*	RKZ6.2KG(B2) RKZ6.2KG(B2) RKZ6.2KG(B2) RKS801KF VR1005CCA270	ZENER DIODE ZENER DIODE ZENER DIODE DIODE VARIATOR	M1M2C1 KK1K2 R1E2K3	Q2 Q3 Q4 Q5 Q6			RT1N441U-T111 2SA1774 TPC8110-F 2SC5383-T1(F) 2SA1774	TRANSISTOR TRANSISTOR FET TRANSISTOR TRANSISTOR	

K: DNX6980 K1: DNX6180 K2: DNX6040EX K3: DNX5180 (North America)
E1: DNX5280BT E2: DNX4280BT (Europe) Q1: DNX5580BT (Russian)
R1: DNX6480BT (Latin America) X1: DNX5380BT (Australia)
C1: DNX5380 (China) M1: DNX5380 M2: DNX5380M (Other Areas)

△ Indicates safety critical components.

PARTS LIST

VIDEO CONTROL UNIT (X15-154x-xx)

Ref. No.	A d d	N e w	Parts No.	Description	Desti- nation
Q7 Q8 Q9 Q10 Q11			RT1P140M-T111 2SC5383-T1(F) 2SA1774 2SC5383-T1(F) RT1N144U-T111	TRANSISTOR TRANSISTOR TRANSISTOR TRANSISTOR TRANSISTOR	
Q12 Q13 Q14 -16 Q17 ,18 Q19			RT1N441U-T111 RT1P141U-T111 RT1N441U-T111 TPCF8104-F 2SB1689	TRANSISTOR TRANSISTOR TRANSISTOR FET TRANSISTOR	
Q20 Q21 Q22 Q23 Q24			RT1N441U-T111 CPH3105-E RT1N144U-T111 CPH3105-E RT1N144U-T111	TRANSISTOR TRANSISTOR TRANSISTOR TRANSISTOR TRANSISTOR	
Q27 Q28 Q29 Q30 Q31			RTQ025P02 RT1N441U-T111 2SB1689 RT1N441U-T111 TPCF8104-F	FET TRANSISTOR TRANSISTOR TRANSISTOR FET	
Q32 ,33 Q34 Q35 ,36 Q37 ,38 Q39			RT1N441U-T111 2SB1689 2SC5383-T1(F) 2SA1774 RT1P144U-T111	TRANSISTOR TRANSISTOR TRANSISTOR TRANSISTOR TRANSISTOR	
Q40 Q200 Q200 Q201 Q202			2SA1774 2SB1689 2SB1689 RT1P144U-T111 RT1N441U-T111	TRANSISTOR TRANSISTOR TRANSISTOR TRANSISTOR TRANSISTOR	E1Q1X1 M1M2C1
Q203 Q205 Q205 Q208 Q209,210			2SA1774 RT1P144U-T111 RT1P144U-T111 2SA1774 2SC5383-T1(F)	TRANSISTOR TRANSISTOR TRANSISTOR TRANSISTOR TRANSISTOR	KK1K2 K3 KK1K2
Q209,210 Q209,210 Q211 Q212 Q403			2SC5383-T1(F) 2SC5383-T1(F) 2SB1689 RT1N441U-T111 RT1P144U-T111	TRANSISTOR TRANSISTOR TRANSISTOR TRANSISTOR TRANSISTOR	E1K3M1 M2C1 KK1K2
Q403 Q403 Q423 Q424 Q426			RT1P144U-T111 RT1P144U-T111 RT1N430M-T111 RT1P441M-T111 RT1N430M-T111	TRANSISTOR TRANSISTOR TRANSISTOR TRANSISTOR TRANSISTOR	R1E1E2 Q1X1
Q427 Q427 Q427 Q436 Q436			RT1N441U-T111 RT1N441U-T111 RT1N441U-T111 RT1N144U-T111 RT1N144U-T111	TRANSISTOR TRANSISTOR TRANSISTOR TRANSISTOR TRANSISTOR	KK1K2 R1E1E2 Q1X1 KR1E1 Q1X1M1
Q436 Q437 Q437 Q437 Q438			RT1N144U-T111 RTQ025P02 RTQ025P02 RTQ025P02 RT1P144U-T111	TRANSISTOR FET FET FET TRANSISTOR	M2C1 KR1E1 Q1X1M1 M2C1

Ref. No.	A d d	N e w	Parts No.	Description	Desti- nation
Q439,440 Q442,443 Q442,443 Q446 Q446			RT1N430M-T111 RT1N144U-T111 RT1N144U-T111 RT3J33M-1 RT3J33M-1	TRANSISTOR TRANSISTOR TRANSISTOR DUAL FET DUAL FET	X1M1M2 C1 X1M1M2 C1
A401 A402 A402 A402			W02-5441-05 W02-5467-05 W02-5467-05 W02-5467-05	ELECTRIC CIRCUIT MODULE (GPS) ELECTRIC CIRCUIT MODULE (BT) ELECTRIC CIRCUIT MODULE (BT) ELECTRIC CIRCUIT MODULE (BT)	KK1K2 R1E1E2 Q1X1
SWITCH UNIT (X16-7060-10)					
D934 D934 D936 D936			B30-1779-05 B30-1779-05 B30-1779-05 B30-1779-05	LED (1608_SR) LED (1608_SR) LED (1608_SR) LED (1608_SR)	KK1K2 R1E2K3 KK1K2 R1E2K3
C920 C920 C921 C921			CK73HB0J105K CK73HB0J105K CK73FB0J226M CK73FB0J226M	CHIP C 1.0UF K CHIP C 1.0UF K CHIP C 22UF M CHIP C 22UF M	KK1K2 R1E2K3 KK1K2 R1E2K3
CN920 CN920			E41-3287-05 E41-3287-05	FLAT CABLE CONNECTOR FLAT CABLE CONNECTOR	KK1K2 R1E2K3
R920 R920 R921 R921 R922			RK73HB1J101J RK73HB1J101J RK73HB1J822J RK73HB1J822J RK73HB1J223J	CHIP R 100 J 1/16W CHIP R 100 J 1/16W CHIP R 8.2K J 1/16W CHIP R 8.2K J 1/16W CHIP R 22K J 1/16W	KK1K2 R1E2K3 KK1K2 R1E2K3 KK1K2
R922 R924 R924 R925 R925			RK73HB1J223J RK73HB1J392J RK73HB1J392J RK73HB1J121J RK73HB1J121J	CHIP R 22K J 1/16W CHIP R 3.9K J 1/16W CHIP R 3.9K J 1/16W CHIP R 120 J 1/16W CHIP R 120 J 1/16W	R1E2K3 KK1K2 R1E2K3 KK1K2 R1E2K3
R926 R926 R927,928 R927,928 R929			RK73GB2A221J RK73GB2A221J RK73HB1J512J RK73HB1J512J RK73HH1J361D	CHIP R 220 J 1/10W CHIP R 220 J 1/10W CHIP R 5.1K J 1/16W CHIP R 5.1K J 1/16W CHIP R 360 D 1/16W	KK1K2 R1E2K3 KK1K2 R1E2K3 KK1K2
R929 R930,931 R930,931			RK73HH1J361D RK73GB2A000J RK73GB2A000J	CHIP R 360 D 1/16W CHIP R 0.0 J 1/10W CHIP R 0.0 J 1/10W	R1E2K3 KK1K2 R1E2K3
S920-925 S920-925			S70-0960-05 S70-0960-05	TACT SWITCH TACT SWITCH	KK1K2 R1E2K3
S926 S926			T99-0484-05 T99-0484-05	ROTARY ENCODER ROTARY ENCODER	KK1K2 R1E2K3
D920 D920 D922,923 D922,923 D928			VR1005AAA270 VR1005AAA270 NSSM065T-X NSSM065T-X NSSM065T-X	VARISTOR VARISTOR LIGHT EMITTING DIODE LIGHT EMITTING DIODE LIGHT EMITTING DIODE	KK1K2 R1E2K3 KK1K2 R1E2K3 KK1K2
D928 D935 D935 IC920 IC920			NSSM065T-X VR1005DDA080 VR1005DDA080 PIC95603 PIC95603	LIGHT EMITTING DIODE VARISTOR VARISTOR ANALOGUE IC ANALOGUE IC	R1E2K3 KK1K2 R1E2K3 KK1K2 R1E2K3

K: DNX6980 K1: DNX6180 K2: DNX6040EX K3: DNX5180 (North America)
E1: DNX5280BT E2: DNX4280BT (Europe) Q1: DNX5580BT (Russian)
R1: DNX6480BT (Latin America) X1: DNX5380BT (Australia)
C1: DNX5380 (China) M1: DNX5380 M2: DNX5380M (Other Areas)

△Indicates safety critical components.

PARTS LIST

Ref. No.	Add	New	Parts No.	Description	Destination
SWITCH UNIT (X16-716x-xx)					
D914			B30-1779-05	LED (1608_SR)	E1Q1X1
D914			B30-1779-05	LED (1608_SR)	M1M2C1
D916			B30-1779-05	LED (1608_SR)	E1Q1X1
D916			B30-1779-05	LED (1608_SR)	M1M2C1
C900			CK73HB0J105K	CHIP C 1.0UF K	E1Q1X1
C900			CK73HB0J105K	CHIP C 1.0UF K	M1M2C1
C901-903			CK73HB1H102K	CHIP C 1000PF K	E1Q1X1
C901-903			CK73HB1H102K	CHIP C 1000PF K	M1M2C1
C904			CK73FB0J226M	CHIP C 22UF M	E1Q1X1
C904			CK73FB0J226M	CHIP C 22UF M	M1M2C1
C905			CK73HB1E103K	CHIP C 0.010UF K	E1Q1X1
C905			CK73HB1E103K	CHIP C 0.010UF K	M1M2C1
C906			CK73HB1A104K	CHIP C 0.10UF K	E1Q1X1
C906			CK73HB1A104K	CHIP C 0.10UF K	M1M2C1
C907			CK73GB0J106M	CHIP C 10UF M	E1Q1X1
C907			CK73GB0J106M	CHIP C 10UF M	M1M2C1
C908			CK73GB1H104K	CHIP C 0.10UF K	X1M1M2
C908			CK73GB1H104K	CHIP C 0.10UF K	C1
CN900	*		E41-3287-05	FLAT CABLE CONNECTOR	E1Q1X1
CN900	*		E41-3287-05	FLAT CABLE CONNECTOR	M1M2C1
CN901	*		E41-2715-05	PIN ASSY	X1M1M2
CN901	*		E41-2715-05	PIN ASSY	C1
J900	*		QNS0288-003	DIA 3.5 TYPE JACK	E1Q1X1
J900	*		QNS0288-003	DIA 3.5 TYPE JACK	M1M2C1
J901			E58-1129-05	RECTANGULAR RECEPTACLE	X1M1M2
J901			E58-1129-05	RECTANGULAR RECEPTACLE	C1
L902-905			L92-0172-05	CHIP FERRITE	E1Q1X1
L902-905			L92-0172-05	CHIP FERRITE	M1M2C1
R900			RK73HB1J101J	CHIP R 100 J 1/16W	E1Q1X1
R900			RK73HB1J101J	CHIP R 100 J 1/16W	M1M2C1
R901			RK73HB1J822J	CHIP R 8.2K J 1/16W	E1Q1X1
R901			RK73HB1J822J	CHIP R 8.2K J 1/16W	M1M2C1
R902			RK73HB1J223J	CHIP R 22K J 1/16W	E1Q1X1
R902			RK73HB1J223J	CHIP R 22K J 1/16W	M1M2C1
R905			RK73HH1J361D	CHIP R 360 D 1/16W	E1Q1X1
R905			RK73HH1J361D	CHIP R 360 D 1/16W	M1M2C1
R906			RK73HB1J392J	CHIP R 3.9K J 1/16W	E1Q1X1
R906			RK73HB1J392J	CHIP R 3.9K J 1/16W	M1M2C1
R907			RK73HB1J471J	CHIP R 470 J 1/16W	E1Q1X1
R907			RK73HB1J471J	CHIP R 470 J 1/16W	M1M2C1
R911			RK73GB2A221J	CHIP R 220 J 1/10W	E1Q1X1
R911			RK73GB2A221J	CHIP R 220 J 1/10W	M1M2C1
R912,913			RK73HB1J512J	CHIP R 5.1K J 1/16W	E1Q1X1
R912,913			RK73HB1J512J	CHIP R 5.1K J 1/16W	M1M2C1
R914			RK73GB2A4R7J	CHIP R 4.7 J 1/10W	E1Q1X1
R914			RK73GB2A4R7J	CHIP R 4.7 J 1/10W	M1M2C1
S900-905			S70-0960-05	TACT SWITCH	E1Q1X1
S900-905			S70-0960-05	TACT SWITCH	M1M2C1
S906			T99-0484-05	ROTARY ENCODER	E1Q1X1
S906			T99-0484-05	ROTARY ENCODER	M1M2C1

Ref. No.	Add	New	Parts No.	Description	Destination
D900		*	VR1005AAA270	VARIATOR	E1Q1X1
D900		*	VR1005AAA270	VARIATOR	M1M2C1
D902,903			NSSM065T-X	LIGHT EMITTING DIODE	E1Q1X1
D902,903			NSSM065T-X	LIGHT EMITTING DIODE	M1M2C1
D908			NSSM065T-X	LIGHT EMITTING DIODE	E1Q1X1
D908			NSSM065T-X	LIGHT EMITTING DIODE	M1M2C1
D915	*		VR1005DDA080	VARIATOR	E1Q1X1
D915	*		VR1005DDA080	VARIATOR	M1M2C1
D918,919	*		VR1005AAA270	VARIATOR	E1Q1X1
D918,919	*		VR1005AAA270	VARIATOR	M1M2C1
IC900			PIC95603	ANALOGUE IC	E1Q1X1
IC900			PIC95603	ANALOGUE IC	M1M2C1
PROCESSOR UNIT (X17-213x-xx)					
D216			B30-1779-05	LED (1608_SR)	E1Q1X1
D216			B30-1779-05	LED (1608_SR)	M1M2C1
CN1			E41-2985-05	FLAT CABLE CONNECTOR	E1Q1X1
CN1			E41-2985-05	FLAT CABLE CONNECTOR	M1M2C1
CN2	*		E41-2715-05	PIN ASSY	X1M1M2
CN2	*		E41-2715-05	PIN ASSY	C1
CN200	*		E41-3265-05	FLAT CABLE CONNECTOR	E1Q1X1
CN200	*		E41-3265-05	FLAT CABLE CONNECTOR	M1M2C1
CN201			E41-2741-05	PIN ASSY	X1M1M2
CN201			E41-2741-05	PIN ASSY	C1
J1 ,2	*		E59-0863-05	RECTANGULAR PLUG	E1Q1X1
J1 ,2	*		E59-0863-05	RECTANGULAR PLUG	M1M2C1
J200,201	*		E58-1143-05	RECTANGULAR RECEPTACLE	E1Q1X1
J200,201	*		E58-1143-05	RECTANGULAR RECEPTACLE	M1M2C1
R2			RK73GB2A000J	CHIP R 0.0 J 1/10W	E1Q1X1
R2			RK73GB2A000J	CHIP R 0.0 J 1/10W	M1M2C1
R210			RK73GB2A000J	CHIP R 0.0 J 1/10W	E1Q1X1
R210			RK73GB2A000J	CHIP R 0.0 J 1/10W	M1M2C1
R212			RK73GB2A131J	CHIP R 130 J 1/10W	E1Q1X1
R212			RK73GB2A131J	CHIP R 130 J 1/10W	M1M2C1
S200			S68-0880-05	PUSH SWITCH	E1Q1X1
S200			S68-0880-05	PUSH SWITCH	M1M2C1
D2	*		VR1005DDA080	VARIATOR	E1Q1X1
D2	*		VR1005DDA080	VARIATOR	M1M2C1
D3 ,4	*		VR1005AAA270	VARIATOR	E1Q1X1
D3 ,4	*		VR1005AAA270	VARIATOR	M1M2C1
D5	*		VR1005DDA080	VARIATOR	E1Q1X1
D5	*		VR1005DDA080	VARIATOR	M1M2C1
D11 -14	*		VR1005DDA080	VARIATOR	E1Q1X1
D11 -14	*		VR1005DDA080	VARIATOR	M1M2C1
D16 -18	*		VR105C3R3BAA	VARIATOR	E1Q1X1
D16 -18	*		VR105C3R3BAA	VARIATOR	M1M2C1
D19 ,20	*		VR1005AAA270	VARIATOR	E1Q1X1
D19 ,20	*		VR1005AAA270	VARIATOR	M1M2C1
D21	*		VR1005DDA080	VARIATOR	E1Q1X1
D21	*		VR1005DDA080	VARIATOR	M1M2C1
D25	*		VR1005DDA080	VARIATOR	E1Q1X1
D25	*		VR1005DDA080	VARIATOR	M1M2C1
D25	*		VR1005DDA080	VARIATOR	E1Q1X1
D25	*		VR1005DDA080	VARIATOR	M1M2C1
D201	*		VR1005DDA080	VARIATOR	E1Q1X1

K: DNX6980 K1: DNX6180 K2: DNX6040EX K3: DNX5180 (North America)
E1: DNX5280BT E2: DNX4280BT (Europe) Q1: DNX5580BT (Russian)
R1: DNX6480BT (Latin America) X1: DNX5380BT (Australia)
C1: DNX5380 (China) M1: DNX5380 M2: DNX5380M (Other Areas)

△ Indicates safety critical components.

Ref. No.	Add	New	Parts No.	Description	Destination
D201		*	VR1005DDA080	VARISTOR	M1M2C1
D202,203		*	VR1005AAA270	VARISTOR	E1Q1X1
D202,203		*	VR1005AAA270	VARISTOR	M1M2C1
D204		*	VR1005DDA080	VARISTOR	E1Q1X1
D204		*	VR1005DDA080	VARISTOR	M1M2C1
D205-209		*	VR105C3R3BAA	VARISTOR	E1Q1X1
D205-209		*	VR105C3R3BAA	VARISTOR	M1M2C1
D210-215		*	VR1005DDA080	VARISTOR	E1Q1X1
D210-215		*	VR1005DDA080	VARISTOR	M1M2C1
D217-219		*	VR105C3R3BAA	VARISTOR	E1Q1X1
D217-219		*	VR105C3R3BAA	VARISTOR	M1M2C1
D220,221		*	VR1005AAA270	VARISTOR	E1Q1X1
D220,221		*	VR1005AAA270	VARISTOR	M1M2C1
D222		*	VR1005DDA080	VARISTOR	E1Q1X1
D222		*	VR1005DDA080	VARISTOR	M1M2C1
D226		*	VR1005DDA080	VARISTOR	E1Q1X1
D226		*	VR1005DDA080	VARISTOR	M1M2C1
D227,228		*	VR105C3R3BAA	VARISTOR	E1Q1X1
D227,228		*	VR105C3R3BAA	VARISTOR	M1M2C1
D229,230		*	VR1005DDA080	VARISTOR	E1Q1X1
D229,230		*	VR1005DDA080	VARISTOR	M1M2C1

Ref. No.	Add	New	Parts No.	Description			Destination
C64			CK73FB0J106K	CHIP C	10UF	K	M1
C71			CK73FB1C106K	CHIP C	10UF	K	K
C72			CE32BJ1C101M	CHIP EL	100UF	16WV	K
C73			CK73FB1E475K	CHIP C	4.7UF	K	K
C74			CK73FB1C106K	CHIP C	10UF	K	K
C75			CK73FB1E475K	CHIP C	4.7UF	K	K
C76			CK73GB1H223K	CHIP C	0.022UF	K	K
C77			CK73GB1H103K	CHIP C	0.010UF	K	K
C78 ,79			CK73FB1C106K	CHIP C	10UF	K	K
C111			CK73HB0J105K	CHIP C	1.0UF	K	
C112			CK73HB1E103K	CHIP C	0.010UF	K	
C121			CK73GB1C105K	CHIP C	1.0UF	K	
C131			CK73HB0J105K	CHIP C	1.0UF	K	
C132			CK73HB1E103K	CHIP C	0.010UF	K	
C151			CK73FB1E474K	CHIP C	0.47UF	K	
C181			CK73HB1E103K	CHIP C	0.010UF	K	
C202			CK73HB1E103K	CHIP C	0.010UF	K	
C203			CK73GB1C104K	CHIP C	0.01UF	K	
C204			CK73HB1E103K	CHIP C	0.010UF	K	
C205			CK73GB1C104K	CHIP C	0.10UF	K	
C206			CK73FB1C106K	CHIP C	10UF	K	
C207			CK73HB1E103K	CHIP C	0.010UF	K	
C208			CK73HB1A104K	CHIP C	0.10UF	K	
C209			CK73FB1C106K	CHIP C	10UF	K	
C210			CK73HB1E103K	CHIP C	0.010UF	K	
C211	CK73GB1C104K	CHIP C	0.10UF	K			
C212	CK73FB1C106K	CHIP C	10UF	K			
C214	CK73FB1C106K	CHIP C	10UF	K			
C231	CK73FB1C106K	CHIP C	10UF	K	KK1K2		
C231	CK73FB1C106K	CHIP C	10UF	K	R1E1E2		
C231	CK73FB1C106K	CHIP C	10UF	K	Q1K3M1		
C231	CK73FB1C106K	CHIP C	10UF	K	M2		
C232	CC73HCH1H331J	CHIP C	330PF	J	KK1K2		
C232	CC73HCH1H331J	CHIP C	330PF	J	R1E1E2		
C232	CC73HCH1H331J	CHIP C	330PF	J	Q1K3M1		
C232	CC73HCH1H331J	CHIP C	330PF	J	M2		
C233,234	CC73GCH1H120J	CHIP C	12PF	J	KK1K2		
C233,234	CC73GCH1H120J	CHIP C	12PF	J	R1E1E2		
C233,234	CC73GCH1H120J	CHIP C	12PF	J	Q1K3M1		
C233,234	CC73GCH1H120J	CHIP C	12PF	J	M2		
C235	CK73FB1C106K	CHIP C	10UF	K	KK1K2		
C235	CK73FB1C106K	CHIP C	10UF	K	R1E1E2		
C235	CK73FB1C106K	CHIP C	10UF	K	Q1K3M1		
C235	CK73FB1C106K	CHIP C	10UF	K	M2		
C236	CK73HB1E103K	CHIP C	0.010UF	K	KK1K2		
C236	CK73HB1E103K	CHIP C	0.010UF	K	R1E1E2		
C236	CK73HB1E103K	CHIP C	0.010UF	K	Q1K3M1		
C236	CK73HB1E103K	CHIP C	0.010UF	K	M2		
C241	CK73GB1H102K	CHIP C	1000PF	K	KK1K2		
C241	CK73GB1H102K	CHIP C	1000PF	K	E1E2Q1		
C241	CK73GB1H102K	CHIP C	1000PF	K	M1		
C242	CC73GCH1H070D	CHIP C	7.0PF	D	KK1K2		
C242	CC73GCH1H070D	CHIP C	7.0PF	D	E1E2Q1		
C242	CC73GCH1H070D	CHIP C	7.0PF	D	M1		
C243	CC73GCH1H180J	CHIP C	18PF	J	KK1K2		

C1: DNX5380 (China) **M1:** DNX5380 **M2:** DNX5380M (Other Areas)

PARTS LIST

ELECTRIC UNIT (X34-695x-xx)

Ref. No.	Ad	New	Parts No.	Description	Destination	Ref. No.	Ad	New	Parts No.	Description	Destination
C243			CC73GCH1H180J	CHIP C 18PF J	E1E2Q1	C310			CK73HB0J105K	CHIP C 1.0UF K	
C243			CC73GCH1H180J	CHIP C 18PF J	M1	C311,312			CK73GB1A105K	CHIP C 1.0UF K	
C244			CC73GCH1H150J	CHIP C 15PF J	KK1K2	C313			CK73HB0J105K	CHIP C 1.0UF K	
C244			CC73GCH1H150J	CHIP C 15PF J	E1E2Q1	C314			CE32CL1H010M	CHIP EL 1.0UF 50WV	
C244			CC73GCH1H150J	CHIP C 15PF J	M1	C315			CE32CL1C470M	CHIP EL 47UF 16WV	
C245			CC73GCH1H180J	CHIP C 18PF J	KK1K2	C317,318			CK73GB1A105K	CHIP C 1.0UF K	
C245			CC73GCH1H180J	CHIP C 18PF J	E1E2Q1	C319			CK73HB1E103K	CHIP C 0.010UF K	
C245			CC73GCH1H180J	CHIP C 18PF J	M1	C320			CE32BJ1C100M	CHIP EL 10UF 16WV	
C246			CC73GCH1H390J	CHIP C 39PF J	KK1K2	C321,322			CE32CL1H2R2M	CHIP EL 2.2UF 50WV	
C246			CC73GCH1H390J	CHIP C 39PF J	E1E2Q1	C323-326			CK73GB1A105K	CHIP C 1.0UF K	
C246			CC73GCH1H390J	CHIP C 39PF J	M1	C341,342			CE32BJ1C100M	CHIP EL 10UF 16WV	KK1K2
C247			CC73GCH1H020C	CHIP C 2.0PF C	KK1K2	C341,342			CE32BJ1C100M	CHIP EL 10UF 16WV	R1E1Q1
C247			CC73GCH1H020C	CHIP C 2.0PF C	E1E2Q1	C341,342			CE32BJ1C100M	CHIP EL 10UF 16WV	X1K3M1
C247			CC73GCH1H020C	CHIP C 2.0PF C	M1	C341,342			CE32BJ1C100M	CHIP EL 10UF 16WV	M2C1
C248			CC73GCH1H120J	CHIP C 12PF J	KK1K2	C343,344			CK73HB1H102K	CHIP C 1000PF K	KK1K2
C248			CC73GCH1H120J	CHIP C 12PF J	E1E2Q1	C343,344			CK73HB1H102K	CHIP C 1000PF K	R1E1Q1
C248			CC73GCH1H120J	CHIP C 12PF J	M1	C343,344			CK73HB1H102K	CHIP C 1000PF K	X1K3M1
C249,250			CC73GCH1H102J	CHIP C 1000PF J	KK1K2	C343,344			CK73HB1H102K	CHIP C 1000PF K	M2C1
C249,250			CC73GCH1H102J	CHIP C 1000PF J	E1E2Q1	C351,352			CE32BJ1C100M	CHIP EL 10UF 16WV	KK1K2
C249,250			CC73GCH1H102J	CHIP C 1000PF J	M1	C351,352			CE32BJ1C100M	CHIP EL 10UF 16WV	R1E1Q1
C251			CK73GB1C105K	CHIP C 1.0UF K	KK1K2	C351,352			CE32BJ1C100M	CHIP EL 10UF 16WV	X1K3M1
C251			CK73GB1C105K	CHIP C 1.0UF K	E1E2Q1	C351,352			CE32BJ1C100M	CHIP EL 10UF 16WV	M2C1
C251			CK73GB1C105K	CHIP C 1.0UF K	M1	C353,354			CK73HB1H102K	CHIP C 1000PF K	KK1K2
C252			CC73GCH1H221J	CHIP C 220PF J	KK1K2	C353,354			CK73HB1H102K	CHIP C 1000PF K	R1E1Q1
C252			CC73GCH1H221J	CHIP C 220PF J	E1E2Q1	C353,354			CK73HB1H102K	CHIP C 1000PF K	X1K3M1
C252			CC73GCH1H221J	CHIP C 220PF J	M1	C353,354			CK73HB1H102K	CHIP C 1000PF K	M2C1
C253,254			CC73GCH1H102J	CHIP C 1000PF J	KK1K2	C361,362			CK73EB1C106K	CHIP C 10UF K	
C253,254			CC73GCH1H102J	CHIP C 1000PF J	E1E2Q1	C363,364			CK73HB1H102K	CHIP C 1000PF K	
C253,254			CC73GCH1H102J	CHIP C 1000PF J	M1	C371,372			CE32BJ1C100M	CHIP EL 10UF 16WV	K
C255			CC73GCH1H030C	CHIP C 3.0PF C	KK1K2	C373,374			CK73HB1E103K	CHIP C 0.010UF K	K
C255			CC73GCH1H030C	CHIP C 3.0PF C	E1E2Q1	C381,382			CE32BJ1C100M	CHIP EL 10UF 16WV	K
C255			CC73GCH1H030C	CHIP C 3.0PF C	M1	C383,384			CK73HB1E103K	CHIP C 0.010UF K	K
C256,257			CC73GCH1H560J	CHIP C 56PF J	KK1K2	C391,392			CK73FB1C106K	CHIP C 10UF K	K
C256,257			CC73GCH1H560J	CHIP C 56PF J	E1E2Q1	C393,394			CK73HB1E103K	CHIP C 0.010UF K	K
C256,257			CC73GCH1H560J	CHIP C 56PF J	M1	C401			CE32BJ1C220M	CHIP EL 22UF 16WV	
C261			CC73GCH1H150J	CHIP C 15PF J	KK1K2	C402			CK73GB1C104K	CHIP C 0.10UF K	
C261			CC73GCH1H470J	CHIP C 47PF J	E1E2Q1	C403			CK73FB1C106K	CHIP C 10UF K	
C261			CC73GCH1H470J	CHIP C 47PF J	M1	C404-406			CK73GB1A105K	CHIP C 1.0UF K	KK1K2
C264			CK73GB1C104K	CHIP C 0.10UF K		C404-406			CK73GB1A105K	CHIP C 1.0UF K	R1E1E2
C265,266			CC73GCH1H220J	CHIP C 22PF J	KK1K2	C404-406			CK73GB1A105K	CHIP C 1.0UF K	Q1X1
C265,266			CC73GCH1H220J	CHIP C 22PF J	E1E2Q1	C407-409			CK73GB1A105K	CHIP C 1.0UF K	K3M1M2
C265,266			CC73GCH1H220J	CHIP C 22PF J	M1	C407-409			CK73GB1A105K	CHIP C 1.0UF K	C1
C270			CK73HB1A104K	CHIP C 0.10UF K	KK1K2	C411-413			CK73GB1A105K	CHIP C 1.0UF K	KK1K2
C270			CK73HB1A104K	CHIP C 0.10UF K	E1E2Q1	C411-413			CK73GB1A105K	CHIP C 1.0UF K	K3
C270			CK73HB1A104K	CHIP C 0.10UF K	M1	C411-416			CK73GB1A105K	CHIP C 1.0UF K	R1E2
C271,272			CK73FB0J106K	CHIP C 10UF K	KK1K2	C414-416			CK73GB1A105K	CHIP C 1.0UF K	Q1X1
C271,272			CK73FB0J106K	CHIP C 10UF K	E1E2Q1	C417-419			CK73FB1C106K	CHIP C 10UF K	
C271,272			CK73FB0J106K	CHIP C 10UF K	M1	C420-422			CK73GB1A105K	CHIP C 1.0UF K	
C301			CK73GB1A105K	CHIP C 1.0UF K		C423			CK73FB1A225K	CHIP C 2.2UF K	
C302			CK73FB1C106K	CHIP C 10UF K		C424			CK73FB1C106K	CHIP C 10UF K	
C303,304			CK73GB1A105K	CHIP C 1.0UF K		C425			CK73FB1A225K	CHIP C 2.2UF K	
C305			CK73FB1C106K	CHIP C 10UF K		C426			CK73HB1E103K	CHIP C 0.010UF K	
C306			CK73GB1A105K	CHIP C 1.0UF K		C428,429			CK73HB1H102K	CHIP C 1000PF K	
C307			CK73HB0J105K	CHIP C 1.0UF K		C502-504			CK73HB1H102K	CHIP C 1000PF K	KK1K2
C308,309			CK73HB0J474K	CHIP C 0.47UF K		C502-504			CK73HB1H102K	CHIP C 1000PF K	R1E1E2

K: DNX6980 K1: DNX6180 K2: DNX6040EX K3: DNX5180 (North America)
E1: DNX5280BT E2: DNX4280BT (Europe) Q1: DNX5580BT (Russian)
R1: DNX6480BT (Latin America) X1: DNX5380BT (Australia)
C1: DNX5380 (China) M1: DNX5380 M2: DNX5380M (Other Areas)

△ Indicates safety critical components.

PARTS LIST

ELECTRIC UNIT (X34-695x-xx)

Ref. No.	A d d	N e w	Parts No.	Description	Desti- nation
C502-504 C573 C573 C573 C574			CK73HB1H102K CK73GB1C104K CK73GB1C104K CK73GB1C104K CK73GB0J475K	CHIP C 1000PF K CHIP C 0.10UF K CHIP C 0.10UF K CHIP C 0.10UF K CHIP C 4.7UF K	Q1K3 KK1K2 E1K3M1 M2C1 KK1K2
C574 C574 C575-577 C575-577 C575-577			CK73GB0J475K CK73GB0J475K CK73GB1A105K CK73GB1A105K CK73GB1A105K	CHIP C 4.7UF K CHIP C 4.7UF K CHIP C 1.0UF K CHIP C 1.0UF K CHIP C 1.0UF K	E1K3M1 M2C1 KK1K2 E1K3M1 M2C1
C578 C578 C578 C579 C579			CK73GB1H104K CK73GB1H104K CK73GB1H104K CK73FB1H224K CK73FB1H224K	CHIP C 0.10UF K CHIP C 0.10UF K CHIP C 0.10UF K CHIP C 0.22UF K CHIP C 0.22UF K	KK1K2 E1K3M1 M2C1 KK1K2 E1K3M1
C579 C596 C597 C601-604 C605-608			CK73FB1H224K CK73GB0J225K CE32BJ0J470M CC73HCH1H101J CC73HCH1H221J	CHIP C 0.22UF K CHIP C 2.2UF K CHIP EL 47UF 6.3WV CHIP C 100PF J CHIP C 220PF J	M2C1 M2C1 6.3WV J J
C609-616 C617-620 C621,622 C623 C624,625			CK73HB1H222K CC73HCH1H221J CC73HCH1H050C CC73GCH1H102J CC73HCH1H040C	CHIP C 2200PF K CHIP C 220PF J CHIP C 5.0PF C CHIP C 1000PF J CHIP C 4.0PF C	K J C J C
C626 C630 C631 C632 C633			CC73GCH1H101J CC73HCH1H101J CC73HCH1H150J CC73HCH1H070D CC73HCH1H150J	CHIP C 100PF J CHIP C 100PF J CHIP C 15PF J CHIP C 7.0PF D CHIP C 15PF J	J J J D J
C634 C643,644			CC73HCH1H070D CC73GCH1H470J	CHIP C 7.0PF D CHIP C 47PF J	D J
CN101 CN102 CN596 J1 J301		*	E41-3253-05 E41-3254-05 E41-1682-05 E58-1043-05 E63-0987-05	SOCKET FOR PIN ASSY SOCKET FOR PIN ASSY PIN ASSY RECTANGULAR RECEPTACLE PIN JACK	KK1K2
J301 J301 J301 J302 J501		*	E63-0987-05 E63-0987-05 E63-0987-05 E63-0986-05 E11-0676-05	PIN JACK PIN JACK PIN JACK PIN JACK 3.5D PHONE JACK	R1E1Q1 X1K3M1 M2C1 E2 KK1K2
J501 J501 J531 J531 J531 J531		*	E11-0676-05 E11-0676-05 E11-0676-05 E11-0676-05 E11-0676-05	3.5D PHONE JACK 3.5D PHONE JACK 3.5D PHONE JACK 3.5D PHONE JACK 3.5D PHONE JACK	R1E1E2 Q1K3 KK1K2 R1E2X1 K3M1M2
J531 J571 J571 J571 W201		*	E11-0676-05 E58-1097-05 E58-1097-05 E58-1097-05 E30-6883-05	3.5D PHONE JACK RECTANGULAR RECEPTACLE RECTANGULAR RECEPTACLE RECTANGULAR RECEPTACLE CORD WITH PLUG (ANT)	C1 KK1K2 E1K3M1 M2C1
F571 F571			F53-0306-05 F53-0306-05	FUSE (UL,CSA) 5A FUSE (UL,CSA) 5A	KK1K2 E1K3M1
F571			F53-0306-05	FUSE (UL,CSA) 5A	M2C1
L1 L2 L61 L61 L61		*	L33-2459-05 L33-2436-05 L41-4792-62 L41-4792-62 L41-4792-62	CHOKE COIL ASSY CHOKE COIL ASSY SMALL FIXED INDUCTOR (4.7U) SMALL FIXED INDUCTOR (4.7U) SMALL FIXED INDUCTOR (4.7U)	KK1K2 E1E2Q1 M1
L71 L201-204 L231 L231 L231		*	L41-2201-62 L41-4792-62 L41-4792-62 L41-4792-62 L41-4792-62	SMALL FIXED INDUCTOR (22U) SMALL FIXED INDUCTOR (4.7U) SMALL FIXED INDUCTOR (4.7U) SMALL FIXED INDUCTOR (4.7U) SMALL FIXED INDUCTOR (4.7U)	K KK1K2 R1E1E2 Q1K3M1
L231 L241 L241 L241 L242		*	L41-4792-62 L92-0329-05 L92-0329-05 L92-0329-05 L41-2705-33	SMALL FIXED INDUCTOR (4.7U) CHIP FERRITE CHIP FERRITE CHIP FERRITE SMALL FIXED INDUCTOR (27U)	M2 KK1K2 E1E2Q1 M1 KK1K2
L242 L242 L243 L243 L243		*	L41-2705-33 L41-2705-33 L41-1805-33 L41-1805-33 L41-1805-33	SMALL FIXED INDUCTOR (27U) SMALL FIXED INDUCTOR (27U) SMALL FIXED INDUCTOR (18U) SMALL FIXED INDUCTOR (18U) SMALL FIXED INDUCTOR (18U)	E1E2Q1 M1 KK1K2 E1E2Q1 M1
L244-246 L244-246 L244-246 L247 L247		*	L41-1588-61 L41-1588-61 L41-1588-61 L19-0825-05 L19-0825-05	SMALL FIXED INDUCTOR (C2012C-RD) SMALL FIXED INDUCTOR (C2012C-RD) SMALL FIXED INDUCTOR (C2012C-RD) BALUN TRANSFORMER BALUN TRANSFORMER	KK1K2 E1E2Q1 M1 KK1K2 E1E2Q1
L247 L248 L248 L248 L261		*	L19-0825-05 L41-1888-61 L41-1888-61 L41-1888-61 L41-1588-61	BALUN TRANSFORMER SMALL FIXED INDUCTOR (C2012C-RD) SMALL FIXED INDUCTOR (C2012C-RD) SMALL FIXED INDUCTOR (C2012C-RD) SMALL FIXED INDUCTOR (C2012C-RD)	M1 KK1K2 E1E2Q1 M1 KK1K2
L261 L261 L262,263 L262,263 L262,263		*	L41-1588-61 L41-1588-61 L92-0329-05 L92-0329-05 L92-0329-05	SMALL FIXED INDUCTOR (C2012C-RD) SMALL FIXED INDUCTOR (C2012C-RD) CHIP FERRITE CHIP FERRITE CHIP FERRITE	E1E2Q1 M1 KK1K2 E1E2Q1 M1
L264 L264 L264 L571 L571		*	L41-2278-61 L41-2278-61 L41-2278-61 L41-4792-62 L41-4792-62	SMALL FIXED INDUCTOR (C2012C-RD) SMALL FIXED INDUCTOR (C2012C-RD) SMALL FIXED INDUCTOR (C2012C-RD) SMALL FIXED INDUCTOR (4.7U) SMALL FIXED INDUCTOR (4.7U)	KK1K2 E1E2Q1 M1 KK1K2 E1K3M1
L571 X231 X231 X231 X231		*	L41-4792-62 L77-3827-05 L77-3827-05 L77-3827-05 L77-3827-05	SMALL FIXED INDUCTOR (4.7U) CRYSTAL RESONATOR CRYSTAL RESONATOR CRYSTAL RESONATOR CRYSTAL RESONATOR	M2C1 KK1K2 R1E1E2 Q1K3M1 M2
X261 X261 X261		*	L77-2921-15 L77-2921-15 L77-2921-15	CRYSTAL RESONATOR (32.768KHZ) CRYSTAL RESONATOR (32.768KHZ) CRYSTAL RESONATOR (32.768KHZ)	KK1K2 E1E2Q1 M1
Q Q Q R	2C 2C 2C 2C		N35-2604-43 N35-2604-43 N35-2604-43 N80-3008-48	BINDING HEAD MACHINE SCREW BINDING HEAD MACHINE SCREW BINDING HEAD MACHINE SCREW PAN HEAD TAPTITE SCREW	KK1K2 E1K3M1 M2C1

K: DNX6980 K1: DNX6180 K2: DNX6040EX K3: DNX5180 (North America)
E1: DNX5280BT E2: DNX4280BT (Europe) Q1: DNX5580BT (Russian)
R1: DNX6480BT (Latin America) X1: DNX5380BT (Australia)
C1: DNX5380 (China) M1: DNX5380 M2: DNX5380M (Other Areas)

△Indicates safety critical components.

PARTS LIST

ELECTRIC UNIT (X34-695x-xx)

Ref. No.	Add	New	Parts No.	Description	Destination	Ref. No.	Add	New	Parts No.	Description	Destination
R1 -4			RK73GB2A680J	CHIP R 68 J 1/10W		R205			RK73GB2A102J	CHIP R 1.0K J 1/10W	
R5			RK73HB1J473J	CHIP R 47K J 1/16W		R206-211			RK73HB1J101J	CHIP R 100 J 1/16W	
R6			RK73HB1J330J	CHIP R 33 J 1/16W		R231,232			RK73HB1J222J	CHIP R 2.2K J 1/16W	KK1K2
R7			RK73HB1J123J	CHIP R 12K J 1/16W		R231,232			RK73HB1J222J	CHIP R 2.2K J 1/16W	R1E1E2
R8			RK73HB1J473J	CHIP R 47K J 1/16W		R231,232			RK73HB1J222J	CHIP R 2.2K J 1/16W	Q1K3M1
R9			RK73HB1J331J	CHIP R 330 J 1/16W		R231,232			RK73HB1J222J	CHIP R 2.2K J 1/16W	M2
R10			RK73GB2A432J	CHIP R 4.3K J 1/10W		R233			RK73GB2A101J	CHIP R 100 J 1/10W	KK1K2
R31			RK73GH2A392D	CHIP R 3.9K D 1/10W		R233			RK73GB2A101J	CHIP R 100 J 1/10W	R1E1E2
R32			RK73GH2A751D	CHIP R 750 D 1/10W		R233			RK73GB2A101J	CHIP R 100 J 1/10W	Q1K3M1
R33			RK73GH2A273D	CHIP R 27K D 1/10W		R233			RK73GB2A101J	CHIP R 100 J 1/10W	M2
R34			RK73GH2A472D	CHIP R 4.7K D 1/10W		R234			RK73HB1J222J	CHIP R 2.2K J 1/16W	KK1K2
R35			RK73GH2A221D	CHIP R 220 D 1/10W		R234			RK73HB1J222J	CHIP R 2.2K J 1/16W	R1E1E2
R37 -39			RK73FB2B000J	CHIP R 0.0 J 1/8W		R234			RK73HB1J222J	CHIP R 2.2K J 1/16W	Q1K3M1
R40			RK73EB2E4R7J	CHIP R 4.7 J 1/4W		R234			RK73HB1J222J	CHIP R 2.2K J 1/16W	M2
R41			RK73HB1J101J	CHIP R 100 J 1/16W		R241			RK73GB2A332J	CHIP R 3.3K J 1/10W	KK1K2
R42			RK73FB2B000J	CHIP R 0.0 J 1/8W		R241			RK73GB2A332J	CHIP R 3.3K J 1/10W	E1E2Q1
R61			RK73FB2B000J	CHIP R 0.0 J 1/8W	KK1K2	R241			RK73GB2A332J	CHIP R 3.3K J 1/10W	M1
R61			RK73FB2B000J	CHIP R 0.0 J 1/8W	E1E2Q1	R242			RK73GB2A562J	CHIP R 5.6K J 1/10W	KK1K2
R61			RK73FB2B000J	CHIP R 0.0 J 1/8W	M1	R242			RK73GB2A562J	CHIP R 5.6K J 1/10W	E1E2Q1
R71			RK73FB2B152J	CHIP R 1.5K J 1/8W	K	R242			RK73GB2A562J	CHIP R 5.6K J 1/10W	M1
R72			RK73GB2A104J	CHIP R 100K J 1/10W	K	R243			RK73GB2A330J	CHIP R 33 J 1/10W	KK1K2
R73			RK73GB2A750J	CHIP R 75 J 1/10W	K	R243			RK73GB2A330J	CHIP R 33 J 1/10W	E1E2Q1
R74			RK73GB2A473J	CHIP R 47K J 1/10W	K	R243			RK73GB2A330J	CHIP R 33 J 1/10W	M1
R75			RK73GB2A272J	CHIP R 2.7K J 1/10W	K	R244			RK73GB2A331J	CHIP R 330 J 1/10W	KK1K2
R76			RK73GB2A470J	CHIP R 47 J 1/10W	K	R244			RK73GB2A331J	CHIP R 330 J 1/10W	E1E2Q1
R77			RK73GB2A752J	CHIP R 7.5K J 1/10W	K	R244			RK73GB2A331J	CHIP R 330 J 1/10W	M1
R78			RK73GB2A274J	CHIP R 270K J 1/10W	K	R245			RK73GB2A330J	CHIP R 33 J 1/10W	KK1K2
R79			RK73GB2A563J	CHIP R 56K J 1/10W	K	R245			RK73GB2A330J	CHIP R 33 J 1/10W	E1E2Q1
R80			RK73GB2A470J	CHIP R 47 J 1/10W	K	R245			RK73GB2A330J	CHIP R 33 J 1/10W	M1
R81			RK73GB2A103J	CHIP R 10K J 1/10W	K	R246			RK73GB2A331J	CHIP R 330 J 1/10W	KK1K2
R82 ,83			RK73GB2A913J	CHIP R 91K J 1/10W	K	R246			RK73GB2A331J	CHIP R 330 J 1/10W	E1E2Q1
R112			RK73EB2E272J	CHIP R 2.7K J 1/4W		R246			RK73GB2A331J	CHIP R 330 J 1/10W	M1
R113			RK73HB1J102J	CHIP R 1.0K J 1/16W		R247			RK73GB2A431J	CHIP R 430 J 1/10W	KK1K2
R123			RK73EB2E103J	CHIP R 10K J 1/4W		R247			RK73GB2A431J	CHIP R 430 J 1/10W	E1E2Q1
R132			RK73EB2E272J	CHIP R 2.7K J 1/4W		R247			RK73GB2A431J	CHIP R 430 J 1/10W	M1
R133			RK73HB1J102J	CHIP R 1.0K J 1/16W		R248			RK73GB2A270J	CHIP R 27 J 1/10W	KK1K2
R141			RK73PB2H101J	CHIP R 100 J 1/2W		R248			RK73GB2A270J	CHIP R 27 J 1/10W	E1E2Q1
R151			RK73EB2E153J	CHIP R 15K J 1/4W		R248			RK73GB2A270J	CHIP R 27 J 1/10W	M1
R152,153			RK73EB2E622J	CHIP R 6.2K J 1/4W		R249			RK73GB2A331J	CHIP R 330 J 1/10W	KK1K2
R154			RK73HB1J912J	CHIP R 9.1K J 1/16W		R249			RK73GB2A331J	CHIP R 330 J 1/10W	E1E2Q1
R161			RK73FB2B472J	CHIP R 4.7K J 1/8W	KK1K2	R249			RK73GB2A331J	CHIP R 330 J 1/10W	M1
R161			RK73FB2B472J	CHIP R 4.7K J 1/8W	R1X1K3	R250			RK73GB2A151J	CHIP R 150 J 1/10W	KK1K2
R161			RK73FB2B472J	CHIP R 4.7K J 1/8W	M1M2C1	R250			RK73GB2A151J	CHIP R 150 J 1/10W	E1E2Q1
R171			RK73FB2B472J	CHIP R 4.7K J 1/8W		R250			RK73GB2A151J	CHIP R 150 J 1/10W	M1
R172			RK73EB2E000J	CHIP R 0.0 J 1/4W	E1E2Q1	R251			RK73GB2A431J	CHIP R 430 J 1/10W	KK1K2
R181			RK73HB1J104J	CHIP R 100K J 1/16W		R251			RK73GB2A431J	CHIP R 430 J 1/10W	E1E2Q1
R182			RK73HB1J473J	CHIP R 47K J 1/16W		R251			RK73GB2A431J	CHIP R 430 J 1/10W	M1
R183			RK73EB2E103J	CHIP R 10K J 1/4W		R252			RK73GB2A220J	CHIP R 22 J 1/10W	E1E2Q1
R201			RK73FB2B1R0J	CHIP R 1.0 J 1/8W		R252			RK73GB2A220J	CHIP R 22 J 1/10W	M1
R202			RK73GB2A000J	CHIP R 0.0 J 1/10W	R1X1K3	R252			RK73GB2A470J	CHIP R 47 J 1/10W	KK1K2
R202			RK73GB2A000J	CHIP R 0.0 J 1/10W	M2C1	R262			RK73GB2A000J	CHIP R 0.0 J 1/10W	KK1K2
R203			RK73GB2A000J	CHIP R 0.0 J 1/10W	KK1K2	R262			RK73GB2A000J	CHIP R 0.0 J 1/10W	E1E2Q1
R203			RK73GB2A000J	CHIP R 0.0 J 1/10W	E1E2Q1	R262			RK73GB2A000J	CHIP R 0.0 J 1/10W	M1
R203			RK73GB2A000J	CHIP R 0.0 J 1/10W	M1	R263			RK73HB1J101J	CHIP R 100 J 1/16W	
R204			RK73GB2A223J	CHIP R 22K J 1/10W		R264			RK73HB1J103J	CHIP R 10K J 1/16W	KK1K2

K: DNX6980 K1: DNX6180 K2: DNX6040EX K3: DNX5180 (North America)
E1: DNX5280BT E2: DNX4280BT (Europe) Q1: DNX5580BT (Russian)
R1: DNX6480BT (Latin America) X1: DNX5380BT (Australia)
C1: DNX5380 (China) M1: DNX5380 M2: DNX5380M (Other Areas)

△ Indicates safety critical components.

PARTS LIST

ELECTRIC UNIT (X34-695x-xx)

Ref. No.	Ad	New	Parts No.	Description	Desti- nation	Ref. No.	Ad	New	Parts No.	Description	Desti- nation
R264			RK73HB1J103J	CHIP R 10K J 1/16W	E1E2Q1	R365,366			RK73HB1J100J	CHIP R 10 J 1/16W	E1E2Q1
R264			RK73HB1J103J	CHIP R 10K J 1/16W	M1	R365,366			RK73HB1J100J	CHIP R 10 J 1/16W	X1K3M1
R265			RK73GB2A000J	CHIP R 0.0 J 1/10W		R365,366			RK73HB1J100J	CHIP R 10 J 1/16W	M2C1
R266,267			RK73HB1J101J	CHIP R 100 J 1/16W	KK1K2	R371-374			RK73HB1J103J	CHIP R 10K J 1/16W	K
R266,267			RK73HB1J101J	CHIP R 100 J 1/16W	E1E2Q1	R375,376			RK73EB2E820J	CHIP R 82 J 1/4W	KK1K2
R266,267			RK73HB1J101J	CHIP R 100 J 1/16W	M1	R375,376			RK73EB2E820J	CHIP R 82 J 1/4W	R1E1Q1
R269			RK73GB2A000J	CHIP R 0.0 J 1/10W	KK1K2	R375,376			RK73EB2E820J	CHIP R 82 J 1/4W	X1K3M1
R269			RK73GB2A000J	CHIP R 0.0 J 1/10W	E1E2Q1	R375,376			RK73EB2E820J	CHIP R 82 J 1/4W	M2C1
R269			RK73GB2A000J	CHIP R 0.0 J 1/10W	M1	R381-384			RK73HB1J103J	CHIP R 10K J 1/16W	K
R270,271			RK73HB1J102J	CHIP R 1.0K J 1/16W	KK1K2	R385,386			RK73EB2E820J	CHIP R 82 J 1/4W	KK1K2
R270,271			RK73HB1J102J	CHIP R 1.0K J 1/16W	E1E2Q1	R385,386			RK73EB2E820J	CHIP R 82 J 1/4W	R1E1Q1
R270,271			RK73HB1J102J	CHIP R 1.0K J 1/16W	M1	R385,386			RK73EB2E820J	CHIP R 82 J 1/4W	X1K3M1
R272			RK73HB1J221J	CHIP R 220 J 1/16W	KK1K2	R385,386			RK73EB2E820J	CHIP R 82 J 1/4W	M2C1
R272			RK73HB1J221J	CHIP R 220 J 1/16W	E1E2Q1	R391-394			RK73HB1J103J	CHIP R 10K J 1/16W	K
R272			RK73HB1J221J	CHIP R 220 J 1/16W	M1	R395,396			RK73EB2E820J	CHIP R 82 J 1/4W	
R273			RK73HB1J103J	CHIP R 10K J 1/16W	KK1K2	R397,398			RK73GB2A000J	CHIP R 0.0 J 1/10W	E2
R273			RK73HB1J103J	CHIP R 10K J 1/16W	E1E2Q1	R401			RK73EB2E4R7J	CHIP R 4.7 J 1/4W	
R273			RK73HB1J103J	CHIP R 10K J 1/16W	M1	R402,403			RK73HB1J101J	CHIP R 100 J 1/16W	
R276			RK73HB1J102J	CHIP R 1.0K J 1/16W		R404			RK73HB1J473J	CHIP R 47K J 1/16W	
R301			RK73HB1J102J	CHIP R 1.0K J 1/16W		R405			RK73HB1J223J	CHIP R 22K J 1/16W	
R302			RK73HB1J104J	CHIP R 100K J 1/16W		R406			RK73GB2A162J	CHIP R 1.6K J 1/10W	
R303,304			RK73HB1J103J	CHIP R 10K J 1/16W		R407,408			RK73GB2A103J	CHIP R 10K J 1/10W	
R305			RK73GB2A101J	CHIP R 100 J 1/10W		R409,410			RK73GB2A332J	CHIP R 3.3K J 1/10W	
R306			RK73HB1J101J	CHIP R 100 J 1/16W		R411,412			RK73GB2A223J	CHIP R 22K J 1/10W	
R307			RK73EB2E2R2J	CHIP R 2.2 J 1/4W		R413			RK73EB2E102J	CHIP R 1.0K J 1/4W	
R310			RK73GB2A000J	CHIP R 0.0 J 1/10W		R414			RK73HB1J4R7J	CHIP R 4.7 J 1/16W	
R311-314			RK73HB1J430J	CHIP R 43 J 1/16W		R502			RK73EB2E4R7J	CHIP R 4.7 J 1/4W	KK1K2
R315,316			RK73HB1J680J	CHIP R 68 J 1/16W		R502			RK73EB2E4R7J	CHIP R 4.7 J 1/4W	R1E1E2
R341,342			RK73HB1J471J	CHIP R 470 J 1/16W	KK1K2	R502			RK73EB2E4R7J	CHIP R 4.7 J 1/4W	Q1K3
R341,342			RK73HB1J471J	CHIP R 470 J 1/16W	R1E1Q1	R503			RK73EB2E100J	CHIP R 10 J 1/4W	KK1K2
R341,342			RK73HB1J471J	CHIP R 470 J 1/16W	X1K3M1	R503			RK73EB2E100J	CHIP R 10 J 1/4W	R1E1E2
R341,342			RK73HB1J471J	CHIP R 470 J 1/16W	M2C1	R503			RK73EB2E100J	CHIP R 10 J 1/4W	Q1K3
R343,344			RK73HB1J223J	CHIP R 22K J 1/16W	KK1K2	R504			RK73GB2A620J	CHIP R 62 J 1/10W	KK1K2
R343,344			RK73HB1J223J	CHIP R 22K J 1/16W	R1E1Q1	R504			RK73GB2A620J	CHIP R 62 J 1/10W	R1E1E2
R343,344			RK73HB1J223J	CHIP R 22K J 1/16W	X1K3M1	R504			RK73GB2A620J	CHIP R 62 J 1/10W	Q1K3
R343,344			RK73HB1J223J	CHIP R 22K J 1/16W	M2C1	R505			RK73EB2E100J	CHIP R 10 J 1/4W	KK1K2
R345,346			RK73HB1J100J	CHIP R 10 J 1/16W	K1K2R1	R505			RK73EB2E100J	CHIP R 10 J 1/4W	R1E1E2
R345,346			RK73HB1J100J	CHIP R 10 J 1/16W	E1Q1X1	R505			RK73EB2E100J	CHIP R 10 J 1/4W	Q1K3
R345,346			RK73HB1J100J	CHIP R 10 J 1/16W	K3M1M2	R506			RK73EB2E162J	CHIP R 1.6K J 1/4W	KK1K2
R345,346			RK73HB1J100J	CHIP R 10 J 1/16W	C1	R506			RK73EB2E162J	CHIP R 1.6K J 1/4W	R1E1E2
R351,352			RK73HB1J471J	CHIP R 470 J 1/16W	KK1K2	R506			RK73EB2E162J	CHIP R 1.6K J 1/4W	Q1K3
R351,352			RK73HB1J471J	CHIP R 470 J 1/16W	R1E1Q1	R507			RK73GB2A223J	CHIP R 22K J 1/10W	KK1K2
R351,352			RK73HB1J471J	CHIP R 470 J 1/16W	X1K3M1	R507			RK73GB2A223J	CHIP R 22K J 1/10W	R1E1E2
R351,352			RK73HB1J471J	CHIP R 470 J 1/16W	M2C1	R507			RK73GB2A223J	CHIP R 22K J 1/10W	Q1K3
R353,354			RK73HB1J223J	CHIP R 22K J 1/16W	KK1K2	R508			RK73EB2E000J	CHIP R 0.0 J 1/4W	KK1K2
R353,354			RK73HB1J223J	CHIP R 22K J 1/16W	R1E1Q1	R508			RK73EB2E000J	CHIP R 0.0 J 1/4W	R1E1E2
R353,354			RK73HB1J223J	CHIP R 22K J 1/16W	X1K3M1	R508			RK73EB2E000J	CHIP R 0.0 J 1/4W	Q1K3
R353,354			RK73HB1J223J	CHIP R 22K J 1/16W	M2C1	R509			RK73GB2A223J	CHIP R 22K J 1/10W	KK1K2
R355,356			RK73HB1J100J	CHIP R 10 J 1/16W	K1K2R1	R509			RK73GB2A223J	CHIP R 22K J 1/10W	R1E1E2
R355,356			RK73HB1J100J	CHIP R 10 J 1/16W	E1Q1X1	R509			RK73GB2A223J	CHIP R 22K J 1/10W	Q1K3
R355,356			RK73HB1J100J	CHIP R 10 J 1/16W	K3M1M2	R511			RK73EB2E162J	CHIP R 1.6K J 1/4W	KK1K2
R355,356			RK73HB1J100J	CHIP R 10 J 1/16W	C1	R511			RK73EB2E162J	CHIP R 1.6K J 1/4W	R1E1E2
R361,362			RK73HB1J471J	CHIP R 470 J 1/16W		R511			RK73EB2E162J	CHIP R 1.6K J 1/4W	Q1K3
R363,364			RK73HB1J223J	CHIP R 22K J 1/16W		R512,513			RK73HB1J472J	CHIP R 4.7K J 1/16W	
R365,366			RK73HB1J100J	CHIP R 10 J 1/16W	K1K2R1	R533			RK73EB2E100J	CHIP R 10 J 1/4W	KK1K2

K: DNX6980 K1: DNX6180 K2: DNX6040EX K3: DNX5180 (North America)
E1: DNX5280BT E2: DNX4280BT (Europe) Q1: DNX5580BT (Russian)
R1: DNX6480BT (Latin America) X1: DNX5380BT (Australia)
C1: DNX5380 (China) M1: DNX5380 M2: DNX5380M (Other Areas)

△Indicates safety critical components.

PARTS LIST

ELECTRIC UNIT (X34-695x-xx)

Ref. No.	A d d	N e w	Parts No.	Description	Desti- nation	Ref. No.	A d d	N e w	Parts No.	Description	Desti- nation
R533			RK73EB2E100J	CHIP R 10 J 1/4W	R1E2X1	R591			RK73GB2A473J	CHIP R 47K J 1/10W	KK1K2
R533			RK73EB2E100J	CHIP R 10 J 1/4W	K3M1M2	R591			RK73GB2A473J	CHIP R 47K J 1/10W	E1K3M1
R533			RK73EB2E100J	CHIP R 10 J 1/4W	C1	R591			RK73GB2A473J	CHIP R 47K J 1/10W	M2C1
R534			RK73GH2A750D	CHIP R 75 D 1/10W	KK1K2	R601-604			RK73HB1J100J	CHIP R 10 J 1/16W	
R534			RK73GH2A750D	CHIP R 75 D 1/10W	R1E2X1	R609			RK73HB1J100J	CHIP R 10 J 1/16W	
R534			RK73GH2A750D	CHIP R 75 D 1/10W	K3M1M2	R616			RK73HB1J000J	CHIP R 0.0 J 1/16W	
R534			RK73GH2A750D	CHIP R 75 D 1/10W	C1	R617			RK73EB2E100J	CHIP R 10 J 1/4W	KK1K2
R535			RK73EB2E100J	CHIP R 10 J 1/4W	KK1K2	R617			RK73EB2E100J	CHIP R 10 J 1/4W	R1E2X1
R535			RK73EB2E100J	CHIP R 10 J 1/4W	R1E2X1	R617			RK73EB2E100J	CHIP R 10 J 1/4W	K3M1M2
R535			RK73EB2E100J	CHIP R 10 J 1/4W	K3M1M2	R617			RK73EB2E100J	CHIP R 10 J 1/4W	C1
R535			RK73EB2E100J	CHIP R 10 J 1/4W	C1	R618			RK73EB2E4R7J	CHIP R 4.7 J 1/4W	KK1K2
R538			RK73EB2E100J	CHIP R 10 J 1/4W	KK1K2	R618			RK73EB2E4R7J	CHIP R 4.7 J 1/4W	R1E2X1
R538			RK73EB2E100J	CHIP R 10 J 1/4W	R1E2X1	R618			RK73EB2E4R7J	CHIP R 4.7 J 1/4W	K3M1M2
R538			RK73EB2E100J	CHIP R 10 J 1/4W	K3M1M2	R618			RK73EB2E4R7J	CHIP R 4.7 J 1/4W	C1
R538			RK73EB2E100J	CHIP R 10 J 1/4W	C1	R619			RK73GB2A000J	CHIP R 0.0 J 1/10W	R1E1E2
R541			RK73EB2E000J	CHIP R 0.0 J 1/4W	KK1K2	R619			RK73GB2A000J	CHIP R 0.0 J 1/10W	Q1X1M1
R541			RK73EB2E000J	CHIP R 0.0 J 1/4W	R1E2X1	R619			RK73GB2A000J	CHIP R 0.0 J 1/10W	M2C1
R541			RK73EB2E000J	CHIP R 0.0 J 1/4W	K3M1M2	D1			RM4ZLF-J4NF	DIODE	
R541			RK73EB2E000J	CHIP R 0.0 J 1/4W	C1	D2			MC2846-T111	DIODE	
R571,572			RK73EB2E102J	CHIP R 1.0K J 1/4W	KK1K2	D61			HSU119TRF-E	DIODE	KK1K2
R571,572			RK73EB2E102J	CHIP R 1.0K J 1/4W	E1K3M1	D61			HSU119TRF-E	DIODE	E1E2Q1
R571,572			RK73EB2E102J	CHIP R 1.0K J 1/4W	M2C1	D61			HSU119TRF-E	DIODE	M1
R573-575			RK73EB2E101J	CHIP R 100 J 1/4W	KK1K2	D71			RKZ11KG(B2)	ZENER DIODE	K
R573-575			RK73EB2E101J	CHIP R 100 J 1/4W	E1K3M1	D72			RKZ5.6KG(B2)	ZENER DIODE	K
R573-575			RK73EB2E101J	CHIP R 100 J 1/4W	M2C1	D111			HSU119TRF-E	DIODE	
R580			RK73GB2A103J	CHIP R 10K J 1/10W	KK1K2	D121			HSU119TRF-E	DIODE	
R580			RK73GB2A103J	CHIP R 10K J 1/10W	E1K3M1	D131			HSU119TRF-E	DIODE	
R580			RK73GB2A103J	CHIP R 10K J 1/10W	M2C1	D141			RKZ6.2KG(B2)	ZENER DIODE	
R581			RK73HB1J473J	CHIP R 47K J 1/16W	KK1K2	D151			RKZ6.2KG(B2)	ZENER DIODE	
R581			RK73HB1J473J	CHIP R 47K J 1/16W	E1K3M1	D152			HSU119TRF-E	DIODE	
R581			RK73HB1J473J	CHIP R 47K J 1/16W	M2C1	D161			RR264M-400	DIODE	KK1K2
R582			RK73HB1J103J	CHIP R 10K J 1/16W	KK1K2	D161			RR264M-400	DIODE	R1X1K3
R582			RK73HB1J103J	CHIP R 10K J 1/16W	E1K3M1	D161			RR264M-400	DIODE	
R582			RK73HB1J103J	CHIP R 10K J 1/16W	M2C1	D162			1SR154-400	DIODE	M1M2C1
R583			RK73HB1J223J	CHIP R 22K J 1/16W	KK1K2	D162			1SR154-400	DIODE	KK1K2
R583			RK73HB1J223J	CHIP R 22K J 1/16W	E1K3M1	D162			1SR154-400	DIODE	R1X1K3
R584,585			RK73HB1J103J	CHIP R 10K J 1/16W	KK1K2	D171			RR264M-400	DIODE	M1M2C1
R584,585			RK73HB1J103J	CHIP R 10K J 1/16W	E1K3M1	D172			1SR154-400	DIODE	
R584,585			RK73HB1J103J	CHIP R 10K J 1/16W	M2C1	D181			RKZ4.7KG(B2)	ZENER DIODE	
R584,585			RK73HB1J103J	CHIP R 10K J 1/16W	M2C1	D241			EZAEG3A50A	SURGE ABSORBER	
R586			RK73EB2E100J	CHIP R 10 J 1/4W	KK1K2	D301-303			MC2846-T111	DIODE	
R586			RK73EB2E100J	CHIP R 10 J 1/4W	E1K3M1	D304,305			HSU119TRF-E	DIODE	
R586			RK73EB2E100J	CHIP R 10 J 1/4W	M2C1	D341,342			MC2846-T111	DIODE	KK1K2
R587			RK73EB2E4R7J	CHIP R 4.7 J 1/4W	KK1K2	D341,342			MC2846-T111	DIODE	R1E1Q1
R587			RK73EB2E4R7J	CHIP R 4.7 J 1/4W	E1K3M1	D341,342			MC2846-T111	DIODE	X1K3M1
R587			RK73EB2E4R7J	CHIP R 4.7 J 1/4W	M2C1	D341,342			MC2846-T111	DIODE	M2C1
R588			RK73EB2E100J	CHIP R 10 J 1/4W	KK1K2	D345,346	*		VR1005AAA180	VARISTOR	KK1K2
R588			RK73EB2E100J	CHIP R 10 J 1/4W	E1K3M1	D345,346			VR1005AAA180	VARISTOR	
R588			RK73EB2E100J	CHIP R 10 J 1/4W	M2C1	D345,346	*		VR1005AAA180	VARISTOR	R1E1Q1
R589			RK73GB2A823J	CHIP R 82K J 1/10W	KK1K2	D345,346	*		VR1005AAA180	VARISTOR	X1K3M1
R589			RK73GB2A823J	CHIP R 82K J 1/10W	E1K3M1	D351			MC2846-T111	DIODE	M2C1
R589			RK73GB2A823J	CHIP R 82K J 1/10W	M2C1	D351			MC2846-T111	DIODE	KK1K2
R590			RK73GB2A103J	CHIP R 10K J 1/10W	KK1K2	D351			MC2846-T111	DIODE	R1E1Q1
R590			RK73GB2A103J	CHIP R 10K J 1/10W	E1K3M1	D351			MC2846-T111	DIODE	
R590			RK73GB2A103J	CHIP R 10K J 1/10W	M2C1	D351			MC2846-T111	DIODE	X1K3M1
R590			RK73GB2A103J	CHIP R 10K J 1/10W	M2C1	D351			MC2846-T111	DIODE	M2C1

K: DNX6980 K1: DNX6180 K2: DNX6040EX K3: DNX5180 (North America)
E1: DNX5280BT E2: DNX4280BT (Europe) Q1: DNX5580BT (Russian)
R1: DNX6480BT (Latin America) X1: DNX5380BT (Australia)
C1: DNX5380 (China) M1: DNX5380 M2: DNX5380M (Other Areas)

△ Indicates safety critical components.

PARTS LIST

The IC261 in the ELECTRIC UNIT (X34-695x-xx) are not replaceable components. When these ICs are defective, replace the whole ELECTRIC UNIT (X34-695x-xx).

ELECTRIC UNIT (X34-695x-xx)

Ref. No.	Add	New	Parts No.	Description	Destination	Ref. No.	Add	New	Parts No.	Description	Destination
D355,356		*	VR1005AAA180	VARISTOR	KK1K2	IC381			NJM4565E-ZB	ANALOGUE IC	K
D355,356		*	VR1005AAA180	VARISTOR	R1E1Q1	IC391			NJM4565E-ZB	ANALOGUE IC	K
D355,356		*	VR1005AAA180	VARISTOR	X1K3M1	IC401			AN15863UA-VB	ANALOGUE IC	
D355,356		*	VR1005AAA180	VARISTOR	M2C1	IC571			TC74VHCT08AFT	MOS-IC	KK1K2
D361,362			MC2846-T111	DIODE		IC571			TC74VHCT08AFT	MOS-IC	E1K3M1
D365-367		*	VR1005AAA180	VARISTOR		IC571			TC74VHCT08AFT	MOS-IC	M2C1
D402			RKZ8.2KG(B2)	ZENER DIODE		Q71			RT1N241M-T111	TRANSISTOR	K
D403			RKZ6.2KG(B2)	ZENER DIODE		Q72			RT1P241M-T111	TRANSISTOR	K
D404			RKZ8.2KG(B2)	ZENER DIODE		Q73			2SA1797	TRANSISTOR	K
D501		*	VR1005AAA270	VARISTOR	KK1K2	Q74			2SC4154T1(E,F)	TRANSISTOR	K
D501		*	VR1005AAA270	VARISTOR	R1E1E2	Q75			ISA1602AM1(F)	TRANSISTOR	K
D501		*	VR1005AAA270	VARISTOR	Q1K3	Q76			2SC4154T1(E,F)	TRANSISTOR	K
D502-504		*	VR1005AAA180	VARISTOR	KK1K2	Q77			ISA1602AM1(F)	TRANSISTOR	K
D502-504		*	VR1005AAA180	VARISTOR	R1E1E2	Q78			2SC4154T1(E,F)	TRANSISTOR	K
D502-504		*	VR1005AAA180	VARISTOR	Q1K3	Q79			ISA1602AM1(F)	TRANSISTOR	K
D531,532		*	VR1005AAA180	VARISTOR	KK1K2	Q80			2SC4154T1(E,F)	TRANSISTOR	K
D531,532		*	VR1005AAA180	VARISTOR	R1E2X1	Q111			RT1N241M-T111	TRANSISTOR	
D531,532		*	VR1005AAA180	VARISTOR	K3M1M2	Q121			RT1P144M-T111	TRANSISTOR	
D531,532		*	VR1005AAA180	VARISTOR	C1	Q131			RT1N241M-T111	TRANSISTOR	
D534		*	VR1005AAA270	VARISTOR	KK1K2	Q151			2SC4154T1(E,F)	TRANSISTOR	
D534		*	VR1005AAA270	VARISTOR	R1E2X1	Q201			2SA1577	TRANSISTOR	
D534		*	VR1005AAA270	VARISTOR	K3M1M2	Q202			RT1N144M-T111	TRANSISTOR	
D534		*	VR1005AAA270	VARISTOR	C1	Q241			2SC3357-A	TRANSISTOR	KK1K2
D536		*	VR1005AAA180	VARISTOR	KK1K2	Q241			2SC3357-A	TRANSISTOR	E1E2Q1
D536		*	VR1005AAA180	VARISTOR	R1E2X1	Q241			2SC3357-A	TRANSISTOR	M1
D536		*	VR1005AAA180	VARISTOR	K3M1M2	Q341,342			RT1N430M-T111	TRANSISTOR	KK1K2
D536		*	VR1005AAA180	VARISTOR	C1	Q341,342			RT1N430M-T111	TRANSISTOR	R1E1Q1
D571-573		*	VR1005AAA270	VARISTOR	KK1K2	Q341,342			RT1N430M-T111	TRANSISTOR	X1K3M1
D571-573		*	VR1005AAA270	VARISTOR	E1K3M1	Q341,342			RT1N430M-T111	TRANSISTOR	M2C1
D571-573		*	VR1005AAA270	VARISTOR	M2C1	Q343		*	RT1P436M-T111	TRANSISTOR	KK1K2
D574			HSU119TRF-E	DIODE	KK1K2	Q343		*	RT1P436M-T111	TRANSISTOR	R1E1Q1
D574			HSU119TRF-E	DIODE	E1K3M1	Q343		*	RT1P436M-T111	TRANSISTOR	X1K3M1
D574			HSU119TRF-E	DIODE	M2C1	Q343		*	RT1P436M-T111	TRANSISTOR	M2C1
D575-577		*	VR1005AAA180	VARISTOR	KK1K2	Q344			RT1N144M-T111	TRANSISTOR	KK1K2
D575-577		*	VR1005AAA180	VARISTOR	E1K3M1	Q344			RT1N144M-T111	TRANSISTOR	R1E1Q1
D575-577		*	VR1005AAA180	VARISTOR	M2C1	Q344			RT1N144M-T111	TRANSISTOR	X1K3M1
D578,579		*	VR1005AAA270	VARISTOR	KK1K2	Q344			RT1N144M-T111	TRANSISTOR	M2C1
D578,579		*	VR1005AAA270	VARISTOR	E1K3M1	Q351,352			RT1N430M-T111	TRANSISTOR	KK1K2
D578,579		*	VR1005AAA270	VARISTOR	M2C1	Q351,352			RT1N430M-T111	TRANSISTOR	R1E1Q1
D601-604		*	CVL10C270M300	VARISTOR	M2C1	Q351,352			RT1N430M-T111	TRANSISTOR	X1K3M1
IC1			TB2926HQ	ANALOGUE IC		Q351,352			RT1N430M-T111	TRANSISTOR	M2C1
IC2			LV5680P	INTEGRATED CIRCUIT (ANALOGUE)		Q361,362			RT1N430M-T111	TRANSISTOR	
IC4			XC6201P332PR	ANALOGUE IC	KK1K2	Q363			RT1P441M-T111	TRANSISTOR	
IC4			XC6201P332PR	ANALOGUE IC	E1E2Q1	Q364			RT1N144M-T111	TRANSISTOR	
IC4			XC6201P332PR	ANALOGUE IC	M1	Q573,574			RT1N441M-T111	TRANSISTOR	KK1K2
IC71			ICL7660SIBAZ	ANALOGUE IC	K	Q573,574			RT1N441M-T111	TRANSISTOR	E1K3M1
IC231			E-TDA7478AD	ANALOGUE IC	KK1K2	Q573,574			RT1N441M-T111	TRANSISTOR	M2C1
IC231			E-TDA7478AD	ANALOGUE IC	R1E1E2	Q575			RT1N144M-T111	TRANSISTOR	KK1K2
IC231			E-TDA7478AD	ANALOGUE IC	Q1K3M1	Q575			RT1N144M-T111	TRANSISTOR	E1K3M1
IC231			E-TDA7478AD	ANALOGUE IC	M2	Q575			RT1N144M-T111	TRANSISTOR	M2C1
IC261		*	-	MOS-IC	KK1K2	Q576		*	MTM981400BF	FET	KK1K2
IC261		*	-	MOS-IC	E1E2Q1	Q576		*	MTM981400BF	FET	E1K3M1
IC261		*	-	MOS-IC	M1	Q576		*	MTM981400BF	FET	M2C1
IC301			E-TDA7415CB	ANALOGUE IC		TH1		*	B59601A0085B0	THERMISTOR	
IC371			NJM4565E-ZB	ANALOGUE IC	K						

K: DNX6980 K1: DNX6180 K2: DNX6040EX K3: DNX5180 (North America)
E1: DNX5280BT E2: DNX4280BT (Europe) Q1: DNX5580BT (Russian)
R1: DNX6480BT (Latin America) X1: DNX5380BT (Australia)
C1: DNX5380 (China) M1: DNX5380 M2: DNX5380M (Other Areas)

△Indicates safety critical components.

PARTS LIST

ELECTRIC UNIT (X34-695x-xx)

Ref. No.	Add	New	Parts No.	Description	Destination
A201		*	X86-4270-11	FRONT-END UNIT	KK1K2
A201		*	X86-4270-11	FRONT-END UNIT	R1X1K3
A201		*	X86-4270-11	FRONT-END UNIT	C1
A201		*	X86-4272-70	FRONT-END UNIT	E1E2Q1
A201		*	X86-4272-70	FRONT-END UNIT	M1M2
VIDEO UNIT (X35-514x-xx)					
C1			CK73FB1E475K	CHIP C 4.7UF K	
C2			CK73GB1E105K	CHIP C 1.0UF K	
C3 -5			CK73EB1E106K	CHIP C 10UF K	
C6			CK73HB1A104K	CHIP C 0.10UF K	
C7 ,8			CK73EB1E106K	CHIP C 10UF K	
C9			CK73GB1H104K	CHIP C 0.10UF K	
C10			CK73HB1E103K	CHIP C 0.010UF K	
C11			CK73GB1E105K	CHIP C 1.0UF K	
C12			CC73GCH1H471J	CHIP C 470PF J	
C13			CK73HB1A104K	CHIP C 0.10UF K	
C15			CK73HB0J105K	CHIP C 1.0UF K	
C16			C93-1509-05	CHIP C 100PF F	
C17			CC73HCH1H101J	CHIP C 100PF J	
C18			CK73GB1H103K	CHIP C 0.010UF K	
C19			CK73HB0J224K	CHIP C 0.22UF K	
C20			CK73GB1H104K	CHIP C 0.10UF K	
C21 -24			CK73EB1H475K	CHIP C 4.7UF K	
C25			CC73HCH1H560J	CHIP C 56PF J	
C26			CK73GB1H104K	CHIP C 0.10UF K	
C27			CK73HB1E103K	CHIP C 0.010UF K	
C28 ,29			CK73HB1A104K	CHIP C 0.10UF K	
C30			CK73HB0J105K	CHIP C 1.0UF K	
C31			CK73HB1E104K	CHIP C 0.10UF K	
C32			CK73HB1E103K	CHIP C 0.010UF K	
C33			CK73GB1H104K	CHIP C 0.10UF K	
C34			CK73GB1H103K	CHIP C 0.010UF K	
C100-102			CK73GB0J106M	CHIP C 10UF M	
C103			CK73HB1E103K	CHIP C 0.010UF K	
C104,105			CK73GB0J106M	CHIP C 10UF M	
C106			CK73EB1E106K	CHIP C 10UF K	
C107			CK73GB1H104K	CHIP C 0.10UF K	
C108			CK73GB1H103K	CHIP C 0.010UF K	
C109			CK73GB1E154K	CHIP C 0.15UF K	
C111,112			CK73FB1E475K	CHIP C 4.7UF K	
C113			CK73HB1H102K	CHIP C 1000PF K	
C114			CC73HCH1H151J	CHIP C 150PF J	
C115			CK73GB1C224K	CHIP C 0.22UF K	
C116-118			CK73FB1C106K	CHIP C 10UF K	
C119,120			CK73GB1A105K	CHIP C 1.0UF K	
C121			CK73GB1H104K	CHIP C 0.10UF K	
C122-124			CK73FB1C106K	CHIP C 10UF K	
C125			CK73FB1E475K	CHIP C 4.7UF K	
C126			CK73HB1E103K	CHIP C 0.010UF K	
C127			CK73GB1H104K	CHIP C 0.10UF K	
C128			CK73FB1C106K	CHIP C 10UF K	
C129			CK73GB1H104K	CHIP C 0.10UF K	
C130			CK73FB1C106K	CHIP C 10UF K	
C135			CK73GB1H104K	CHIP C 0.10UF K	
C136			CK73GB1A105K	CHIP C 1.0UF K	

Ref. No.	Add	New	Parts No.	Description	Destination
C138			CK73HB1A104K	CHIP C 0.10UF K	
C139			CK73FB1E475K	CHIP C 4.7UF K	
C140			CK73HB1E104K	CHIP C 0.10UF K	
C141			CK73HB1E103K	CHIP C 0.010UF K	
C142			CK73GB1C225K	CHIP C 2.2UF K	
C200-205			CK73HB1A104K	CHIP C 0.10UF K	
C206			CC73HCH1H150J	CHIP C 15PF J	
C207			CK73HB1A104K	CHIP C 0.10UF K	
C208			CC73HCH1H070D	CHIP C 7.0PF D	
C209			CK73HB0J105K	CHIP C 1.0UF K	
C210			CK73HB0J474K	CHIP C 0.47UF K	
C211			CK73HB1H222K	CHIP C 2200PF K	
C212			CK73HB1A104K	CHIP C 0.10UF K	
C213,214			CK73GB0J106M	CHIP C 10UF M	
C215,216			CK73HB0J105K	CHIP C 1.0UF K	
C217			CK73HB1A104K	CHIP C 0.10UF K	
C218			CK73GB0J106M	CHIP C 10UF M	
C219,220			CK73HB0J105K	CHIP C 1.0UF K	
C221			CK73HB1H222K	CHIP C 2200PF K	
C222			CK73HB1H472K	CHIP C 4700PF K	
C223			CK73HB1H102K	CHIP C 1000PF K	
C224,225			CC73HCH1H101J	CHIP C 100PF J	
C400			CK73HB0J105K	CHIP C 1.0UF K	
C402			CK73HB0J105K	CHIP C 1.0UF K	
C403			CK73FB1E475K	CHIP C 4.7UF K	
C404			CK73GB1H104K	CHIP C 0.10UF K	
C405			CK73HB1E103K	CHIP C 0.010UF K	
C406,407			CK73HB0J105K	CHIP C 1.0UF K	
C408			CK73HB1A104K	CHIP C 0.10UF K	
C409			CK73GB0J106M	CHIP C 10UF M	
C410			CK73HB1A104K	CHIP C 0.10UF K	
C411			CK73FB1E475K	CHIP C 4.7UF K	
C412			CK73HB1A104K	CHIP C 0.10UF K	
C413			CK73HB1E103K	CHIP C 0.010UF K	
C414			CK73GB0J106M	CHIP C 10UF M	
C415			CK73HB1E103K	CHIP C 0.010UF K	
C416			CK73HB0J105K	CHIP C 1.0UF K	
C417			CK73GB0J106M	CHIP C 10UF M	
C418			CK73HB1A104K	CHIP C 0.10UF K	
C419			CK73FB0J226M	CHIP C 22UF M	
C420-423			CK73GB0J106M	CHIP C 10UF M	
C424			CK73HB1A104K	CHIP C 0.10UF K	
C425			CK73HB1E103K	CHIP C 0.010UF K	
C426,427			CC73HCH1H101J	CHIP C 100PF J	
C428,429			CK73HB0J105K	CHIP C 1.0UF K	
C430,431			CK73HB1E103K	CHIP C 0.010UF K	
C432-434			CK73HB1A104K	CHIP C 0.10UF K	
C435			CK73GB0J106M	CHIP C 10UF M	
C436-439			CK73FB1C106K	CHIP C 10UF K	
C440			CK73GB1H104K	CHIP C 0.10UF K	
C441			CK73HB1E103K	CHIP C 0.010UF K	
C442			CK73FB1C106K	CHIP C 10UF K	
C443			CK73GB0J106M	CHIP C 10UF M	
C444-446			CK73HB1A104K	CHIP C 0.10UF K	
C447			CK73GB0J106M	CHIP C 10UF M	

K: DNX6980 K1: DNX6180 K2: DNX6040EX K3: DNX5180 (North America)
E1: DNX5280BT E2: DNX4280BT (Europe) Q1: DNX5580BT (Russian)
R1: DNX6480BT (Latin America) X1: DNX5380BT (Australia)
C1: DNX5380 (China) M1: DNX5380 M2: DNX5380M (Other Areas)

△ Indicates safety critical components.

PARTS LIST

VIDEO UNIT (X35-514x-xx)

Ref. No.	A d d	N e w	Parts No.	Description	Desti- nation
C448 C450 C452-454 C458 C464			CK73HB1A104K CC73HCH1H101J CK73HB1A104K CC73HCH1H220J CK73GB0J106M	CHIP C 0.10UF K CHIP C 100PF J CHIP C 0.10UF K CHIP C 22PF J CHIP C 10UF M	
C465,466 C477 C479 C481 C483			CK73HB1A104K CK73HB1A104K CK73HB1E103K CK73HB1E103K CK73HB1A104K	CHIP C 0.10UF K CHIP C 0.10UF K CHIP C 0.010UF K CHIP C 0.010UF K CHIP C 0.10UF K	
C485 C487 C489 C490,491 C493			CK73HB1E103K CK73HB1A104K CK73HB1E103K CK73HB1A104K CK73GB0J475K	CHIP C 0.010UF K CHIP C 0.10UF K CHIP C 0.010UF K CHIP C 0.10UF K CHIP C 4.7UF K	
C495,496 C498-503 C504 C505 C506			CK73HB1A104K CK73HB1A104K CC73HCH1H120J CC73HCH1H070D CK73GB0J106M	CHIP C 0.10UF K CHIP C 0.10UF K CHIP C 12PF J CHIP C 7.0PF D CHIP C 10UF M	
C507 C508-521 C522 C600 C700,701			CK73HB1A104K CK73HB1H102K CK73HB1E103K CK73GB0J106M CK73HB1A104K	CHIP C 0.10UF K CHIP C 1000PF K CHIP C 0.010UF K CHIP C 10UF M CHIP C 0.10UF K	
C704 C705,706 C711 C717 C718			CK73HB1A104K CK73HB1E103K CK73GB0J106M CK73HB1A104K CK73GB1H102K	CHIP C 0.10UF K CHIP C 0.010UF K CHIP C 10UF M CHIP C 0.10UF K CHIP C 1000PF K	
C719,720 C721			CK73GB0J106M CK73GB0J475K	CHIP C 10UF M CHIP C 4.7UF K	
CN1 CN200 CN400 CN401 CN600			E41-2615-05 E41-2248-05 E41-2812-05 E41-2985-05 E41-2276-05	FLAT CABLE CONNECTOR PIN ASSY FLAT CABLE CONNECTOR FLAT CABLE CONNECTOR FLAT CABLE CONNECTOR	
CN700		*	E41-3269-05	FLAT CABLE CONNECTOR	
F100			F53-0280-05	FUSE 0.63A	
L1 L2 L3 L100 L101			L33-2583-05 L33-2607-05 L92-0364-05 L33-2583-05 L33-2619-05	CHOKE COIL CHOKE COIL CHIP FERRITE CHOKE COIL SMALL FIXED INDUCTOR	
L102 L103 L104,105 L106 L200		*	L41-1001-62 L33-2611-05 L41-1001-62 L92-0180-05 L92-0332-05	SMALL FIXED INDUCTOR (10U) CHOKE COIL SMALL FIXED INDUCTOR (10U) CHIP FERRITE CHIP FERRITE	
L202 L400,401 L402 L403,404		*	L92-0332-05 L92-0180-05 L41-1001-62 L92-0180-05	CHIP FERRITE CHIP FERRITE SMALL FIXED INDUCTOR (10U) CHIP FERRITE	
L405 L406 L407,408 L409-411 L412			L92-0373-05 L92-0180-05 L92-0668-05 L92-0180-05 L41-2281-15	CHIP FERRITE CHIP FERRITE CHIP FERRITE CHIP FERRITE SMALL FIXED INDUCTOR (220NH)	
L413 L414-425 L427-432 L433-436 L600		*	L92-0180-05 L92-0172-05 L92-0172-05 L92-0180-05 L41-1001-62	CHIP FERRITE CHIP FERRITE CHIP FERRITE CHIP FERRITE SMALL FIXED INDUCTOR (10U)	
X200 X400		*	L77-3846-05 L77-3850-05	CRYSTAL RESONATOR (12MHZ) CRYSTAL RESONATOR (12MHZ)	
CP400-404 R1 R2 ,3 R6 R8			RK74HB1J121J RK73FB2B302J RK73HB1J000J RK73FB2B392J RK73HH1J123D	CHIP-COM 120 J 1/16W CHIP R 3.0K J 1/8W CHIP R 0.0 J 1/16W CHIP R 3.9K J 1/8W CHIP R 12K D 1/16W	
R9 R10 -13 R14 R15 -17 R18			RK73HH1J103D RK73HB1J473J RK73HB1J000J RK73HB1J473J RK73HB1J121J	CHIP R 10K D 1/16W CHIP R 47K J 1/16W CHIP R 0.0 J 1/16W CHIP R 47K J 1/16W CHIP R 120 J 1/16W	
R19 R20 ,21 R22 R23 R24 ,25			RK73EB2E100J RK73HB1J473J RK73HH1J393D RK73HB1J104J RK73HB1J473J	CHIP R 10 J 1/4W CHIP R 47K J 1/16W CHIP R 39K D 1/16W CHIP R 100K J 1/16W CHIP R 47K J 1/16W	
R26 R27 R28 R29 R31 ,32			RK73HB1J102J RK73HH1J363D RK73HH1J914D RK73HH1J823D RK73HB1J473J	CHIP R 1.0K J 1/16W CHIP R 36K D 1/16W CHIP R 910K D 1/16W CHIP R 82K D 1/16W CHIP R 47K J 1/16W	
R101 R102 R104 R105 R106			RK73HB1J472J RK73HB1J752J RK73HB1J101J RK73HB1J103J RK73HH1J114D	CHIP R 4.7K J 1/16W CHIP R 7.5K J 1/16W CHIP R 100 J 1/16W CHIP R 10K J 1/16W CHIP R 110K D 1/16W	
R107 R108 R109 R110 R113			RK73HH1J822D RK73HB1J101J RK73HB1J102J RK73HB1J103J RK73HH1J104D	CHIP R 8.2K D 1/16W CHIP R 100 J 1/16W CHIP R 1.0K J 1/16W CHIP R 10K J 1/16W CHIP R 100K D 1/16W	
R114 R115 R116 R117 R118			RK73HH1J103D RK73HB1J473J RK73HB1J302J RK73HB1J272J RK73HB1J332J	CHIP R 10K D 1/16W CHIP R 47K J 1/16W CHIP R 3.0K J 1/16W CHIP R 2.7K J 1/16W CHIP R 3.3K J 1/16W	
R119 R120 R121 R122 R123			RK73HB1J203J RK73HH1J203D RK73HH1J103D RK73HH1J122D RK73GB2A000J	CHIP R 20K J 1/16W CHIP R 20K D 1/16W CHIP R 10K D 1/16W CHIP R 1.2K D 1/16W CHIP R 0.0 J 1/10W	
R130 R131			RK73HH1J153D RK73HH1J123D	CHIP R 15K D 1/16W CHIP R 12K D 1/16W	

K: DNX6980 K1: DNX6180 K2: DNX6040EX K3: DNX5180 (North America)
E1: DNX5280BT E2: DNX4280BT (Europe) Q1: DNX5580BT (Russian)
R1: DNX6480BT (Latin America) X1: DNX5380BT (Australia)
C1: DNX5380 (China) M1: DNX5380 M2: DNX5380M (Other Areas)

△Indicates safety critical components.

PARTS LIST

VIDEO UNIT (X35-514x-xx)

Ref. No.	Ad	New	Parts No.	Description	Desti- nation	Ref. No.	Ad	New	Parts No.	Description	Desti- nation
R132,133			RK73HB1J472J	CHIP R 4.7K J 1/16W		R269			RK73HB1J103J	CHIP R 10K J 1/16W	
R134			RK73GB2A302J	CHIP R 3.0K J 1/10W		R270,271			RK73HB1J101J	CHIP R 100 J 1/16W	
R135			RK73HB1J103J	CHIP R 10K J 1/16W		R272-275			RK73HB1J000J	CHIP R 0.0 J 1/16W	
R136			RK73HB1J473J	CHIP R 47K J 1/16W		R276-281			RK73HB1J101J	CHIP R 100 J 1/16W	
R137			RK73HB1J104J	CHIP R 100K J 1/16W		R283-285			RK73HB1J101J	CHIP R 100 J 1/16W	
R138			RK73HB1J103J	CHIP R 10K J 1/16W		R286			RK73HB1J100J	CHIP R 10 J 1/16W	
R140			RK73HB1J104J	CHIP R 100K J 1/16W		R287			RK73HB1J102J	CHIP R 1.0K J 1/16W	
R141			RK73GB2A822J	CHIP R 8.2K J 1/10W		R288			RK73HB1J123J	CHIP R 12K J 1/16W	
R202			RK73HB1J473J	CHIP R 47K J 1/16W		R289,290			RK73HB1J473J	CHIP R 47K J 1/16W	
R203,204			RK73HB1J103J	CHIP R 10K J 1/16W		R291			RK73HB1J104J	CHIP R 100K J 1/16W	
R205-207			RK73HB1J473J	CHIP R 47K J 1/16W		R292			RK73HB1J473J	CHIP R 47K J 1/16W	
R210,211			RK73HB1J473J	CHIP R 47K J 1/16W		R293			RK73HB1J223J	CHIP R 22K J 1/16W	
R212-218			RK73HB1J101J	CHIP R 100 J 1/16W		R294			RK73HB1J473J	CHIP R 47K J 1/16W	
R219-221			RK73HB1J100J	CHIP R 10 J 1/16W		R297			RK73HB1J103D	CHIP R 10K D 1/16W	
R222			RK73HB1J473J	CHIP R 47K J 1/16W		R298			RK73HB1J133D	CHIP R 13K D 1/16W	
R223,224			RK73HB1J101J	CHIP R 100 J 1/16W		R299			RK73HB1J471D	CHIP R 470 D 1/16W	
R225			RK73HB1J102J	CHIP R 1.0K J 1/16W		R300-302			RK73HB1J222J	CHIP R 2.2K J 1/16W	
R226,227			RK73HB1J101J	CHIP R 100 J 1/16W		R303			RK73HB1J153D	CHIP R 15K D 1/16W	
R228,229			RK73HB1J473J	CHIP R 47K J 1/16W	E1Q1	R304			RK73HB1J622D	CHIP R 6.2K D 1/16W	
R229			RK73HB1J473J	CHIP R 47K J 1/16W	KK1K2	R305-307			RK73HB1J473J	CHIP R 47K J 1/16W	
R229			RK73HB1J473J	CHIP R 47K J 1/16W	R1E2X1	R308			RK73HB1J000J	CHIP R 0.0 J 1/16W	
R229			RK73HB1J473J	CHIP R 47K J 1/16W	K3M1M2	R309			RK73HB1J102J	CHIP R 1.0K J 1/16W	
R229			RK73HB1J473J	CHIP R 47K J 1/16W	C1	R312			RK73HB1J153J	CHIP R 15K J 1/16W	
R230			RK73HB1J101J	CHIP R 100 J 1/16W		R313			RK73HB1J102J	CHIP R 1.0K J 1/16W	
R231			RK73HB1J473J	CHIP R 47K J 1/16W	KK1K2	R314			RK73HB1J473J	CHIP R 47K J 1/16W	
R231			RK73HB1J473J	CHIP R 47K J 1/16W	R1E2K3	R315			RK73HB1J000J	CHIP R 0.0 J 1/16W	
R231,232			RK73HB1J473J	CHIP R 47K J 1/16W	X1M1M2	R316,317			RK73HB1J472J	CHIP R 4.7K J 1/16W	
R231,232			RK73HB1J473J	CHIP R 47K J 1/16W	C1	R318			RK73HB1J103J	CHIP R 10K J 1/16W	
R233			RK73HB1J473J	CHIP R 47K J 1/16W	KK1K2	R319			RK73HB1J473J	CHIP R 47K J 1/16W	
R233			RK73HB1J473J	CHIP R 47K J 1/16W	R1E1E2	R320			RK73HB1J102J	CHIP R 1.0K J 1/16W	
R233			RK73HB1J473J	CHIP R 47K J 1/16W	Q1K3	R400			RK73HB1J103J	CHIP R 10K J 1/16W	
R234			RK73HB1J101J	CHIP R 100 J 1/16W		R401			RK73HB1J912D	CHIP R 9.1K D 1/16W	
R236			RK73HB1J473J	CHIP R 47K J 1/16W		R402,403			RK73HB1J101J	CHIP R 100 J 1/16W	
R237			RK73HB1J103J	CHIP R 10K J 1/16W		R405			RK73HB1J472D	CHIP R 4.7K D 1/16W	
R238,239			RK73HB1J472J	CHIP R 4.7K J 1/16W		R406			RK73HB1J472J	CHIP R 4.7K J 1/16W	
R240			RK73HB1J103J	CHIP R 10K J 1/16W		R407,408			RK73HB1J473J	CHIP R 47K J 1/16W	
R242			RK73HB1J101J	CHIP R 100 J 1/16W		R409			RK73EB2E392J	CHIP R 3.9K J 1/4W	
R243			RK73HB1J473J	CHIP R 47K J 1/16W		R410			RK73HB1J123D	CHIP R 12K D 1/16W	
R244			RK73HB1J222J	CHIP R 2.2K J 1/16W		R411			RK73HB1J473J	CHIP R 47K J 1/16W	
R245			RK73HB1J102J	CHIP R 1.0K J 1/16W		R412			RK73HB1J123D	CHIP R 12K D 1/16W	
R246			RK73HB1J473J	CHIP R 47K J 1/16W		R413			RK73HB1J101J	CHIP R 100 J 1/16W	
R247,248			RK73HB1J101J	CHIP R 100 J 1/16W		R414			RK73HB1J103J	CHIP R 10K J 1/16W	
R249			RK73HB1J473J	CHIP R 47K J 1/16W		R415			RK73HB1J102J	CHIP R 1.0K J 1/16W	
R250			RK73HB1J101J	CHIP R 100 J 1/16W		R417			RK73HB1J471J	CHIP R 470 J 1/16W	
R251			RK73HB1J154J	CHIP R 150K J 1/16W		R418			RK73HB1J104J	CHIP R 100K J 1/16W	
R252			RK73HB1J101J	CHIP R 100 J 1/16W		R419,420			RK73HB1J000J	CHIP R 0.0 J 1/16W	
R253			RK73HB1J153J	CHIP R 15K J 1/16W		R421,422			RK73HB1J330J	CHIP R 33 J 1/16W	
R255,256			RK73HB1J101J	CHIP R 100 J 1/16W		R423			RK73HB1J101J	CHIP R 100 J 1/16W	
R257			RK73HB1J473J	CHIP R 47K J 1/16W		R424			RK73HB1J330J	CHIP R 33 J 1/16W	
R258-262			RK73HB1J101J	CHIP R 100 J 1/16W		R425			RK73HB1J000J	CHIP R 0.0 J 1/16W	
R263			RK73HB1J102J	CHIP R 1.0K J 1/16W		R426,427			RK73HB1J101J	CHIP R 100 J 1/16W	
R264			RK73HB1J473J	CHIP R 47K J 1/16W		R429,430			RK73HB1J470J	CHIP R 47 J 1/16W	
R265,266			RK73HB1J101J	CHIP R 100 J 1/16W		R431			RK73HB1J473J	CHIP R 47K J 1/16W	
R267			RK73HB1J471J	CHIP R 470 J 1/16W		R432			RK73HB1J101J	CHIP R 100 J 1/16W	
R268			RK73HB1J204J	CHIP R 200K J 1/16W		R433			RK73HB1J822D	CHIP R 8.2K D 1/16W	

K: DNX6980 K1: DNX6180 K2: DNX6040EX K3: DNX5180 (North America)
E1: DNX5280BT E2: DNX4280BT (Europe) Q1: DNX5580BT (Russian)
R1: DNX6480BT (Latin America) X1: DNX5380BT (Australia)
C1: DNX5380 (China) M1: DNX5380 M2: DNX5380M (Other Areas)

△ Indicates safety critical components.

PARTS LIST

VIDEO UNIT (X35-514x-xx)

Ref. No.	A d d	N e w	Parts No.	Description	Desti- nation
R434			RK73HH1J472D	CHIP R 4.7K D 1/16W	
R435			RK73HB1J473J	CHIP R 47K J 1/16W	
R436			RK73HH1J752D	CHIP R 7.5K D 1/16W	
R437			RK73HH1J153D	CHIP R 15K D 1/16W	
R438			RK73HB1J473J	CHIP R 47K J 1/16W	
R439			RK73HH1J103D	CHIP R 10K D 1/16W	
R440,441			RK73HB1J473J	CHIP R 47K J 1/16W	
R442-449			RK73HB1J101J	CHIP R 100 J 1/16W	
R451			RK73HB1J101J	CHIP R 100 J 1/16W	
R453			RK73EB2E102J	CHIP R 1.0K J 1/4W	
R454			RK73HB1J103J	CHIP R 10K J 1/16W	
R455			RK73HB1J473J	CHIP R 47K J 1/16W	
R456			RK73HB1J470J	CHIP R 47 J 1/16W	
R457-459			RK73HB1J472J	CHIP R 4.7K J 1/16W	
R460			RK73HB1J101J	CHIP R 100 J 1/16W	
R461,462			RK73HB1J472J	CHIP R 4.7K J 1/16W	
R463			RK73HB1J101J	CHIP R 100 J 1/16W	
R464			RK73HB1J472J	CHIP R 4.7K J 1/16W	
R465			RK73HH1J220D	CHIP R 22 D 1/16W	
R466,467			RK73HB1J101J	CHIP R 100 J 1/16W	
R468		*	RK73HH1J241D	CHIP R 240 D 1/16W	
R469			RK73HB1J101J	CHIP R 100 J 1/16W	
R470			RK73HB1J270J	CHIP R 27 J 1/16W	
R471			RK73HB1J100J	CHIP R 10 J 1/16W	
R472			RK73HB1J121J	CHIP R 120 J 1/16W	
R473			RK73HH1J620D	CHIP R 62 D 1/16W	
R474			RK73HH1J161D	CHIP R 160 D 1/16W	
R476			RK73HH1J430D	CHIP R 43 D 1/16W	
R477			RK73HH1J390D	CHIP R 39 D 1/16W	
R478			RK73HH1J102D	CHIP R 1.0K D 1/16W	
R479-481			RK73HH1J181D	CHIP R 180 D 1/16W	
R482			RK73HH1J101D	CHIP R 100 D 1/16W	
R483			RK73HH1J161D	CHIP R 160 D 1/16W	
R484			RK73HH1J470D	CHIP R 47 D 1/16W	
R485			RK73HH1J101D	CHIP R 100 D 1/16W	
R486			RK73HH1J102D	CHIP R 1.0K D 1/16W	
R487			RK73HH1J390D	CHIP R 39 D 1/16W	
R488			RK73HH1J430D	CHIP R 43 D 1/16W	
R489			RK73HH1J470D	CHIP R 47 D 1/16W	
R490			RK73HH1J161D	CHIP R 160 D 1/16W	
R491			RK73HH1J820D	CHIP R 82 D 1/16W	
R492			RK73HH1J470D	CHIP R 47 D 1/16W	
R493			RK73HB1J470J	CHIP R 47 J 1/16W	
R494			RK73HB1J121J	CHIP R 120 J 1/16W	
R495			RK73HB1J105J	CHIP R 1.0M J 1/16W	
R496			RK73HB1J470J	CHIP R 47 J 1/16W	
R497			RK73HB1J121J	CHIP R 120 J 1/16W	
R498			RK73HB1J470J	CHIP R 47 J 1/16W	
R499,500			RK73HB1J121J	CHIP R 120 J 1/16W	
R501			RK73HB1J101J	CHIP R 100 J 1/16W	
R502			RK73HB1J222J	CHIP R 2.2K J 1/16W	
R503			RK73HB1J103J	CHIP R 10K J 1/16W	
R504			RK73HB1J101J	CHIP R 100 J 1/16W	
R505			RK73HB1J473J	CHIP R 47K J 1/16W	
R506,507			RK73HB1J100J	CHIP R 10 J 1/16W	
Ref. No.	A d d	N e w	Parts No.	Description	Desti- nation
R511			RK73GB2A102J	CHIP R 1.0K J 1/10W	
R512,513			RK73HB1J100J	CHIP R 10 J 1/16W	
R514,515			RK73HB1J102J	CHIP R 1.0K J 1/16W	
R600,601			RK73HB1J102J	CHIP R 1.0K J 1/16W	
R604			RK73HB1J222J	CHIP R 2.2K J 1/16W	
R605			RK73HB1J102J	CHIP R 1.0K J 1/16W	
R606,607			RK73HB1J473J	CHIP R 47K J 1/16W	
R608			RK73HB1J222J	CHIP R 2.2K J 1/16W	
R609			RK73HB1J102J	CHIP R 1.0K J 1/16W	
R610,611			RK73HB1J473J	CHIP R 47K J 1/16W	
R612			RK73GH2A100D	CHIP R 10 D 1/10W	
R613			RK73GH2A220D	CHIP R 22 D 1/10W	
R614			RK73GH2A100D	CHIP R 10 D 1/10W	
R615			RK73GH2A220D	CHIP R 22 D 1/10W	
R616			RK73HB1J224J	CHIP R 220K J 1/16W	
R617-620			RK73GB2A100J	CHIP R 10 J 1/10W	
R621,622			RK73HB1J000J	CHIP R 0.0 J 1/16W	
R624			RK73HH1J223D	CHIP R 22K D 1/16W	
R625			RK73HH1J473D	CHIP R 47K D 1/16W	
R626			RK73HH1J102D	CHIP R 1.0K D 1/16W	
R718			RK73HB1J473J	CHIP R 47K J 1/16W	
R719			RK73GH2A301D	CHIP R 300 D 1/10W	
R721			RK73HB1J473J	CHIP R 47K J 1/16W	
R722			RK73GH2A301D	CHIP R 300 D 1/10W	
R724			RK73HB1J473J	CHIP R 47K J 1/16W	
R725			RK73GH2A301D	CHIP R 300 D 1/10W	
R727			RK73HB1J103J	CHIP R 10K J 1/16W	
R728,729			RK73GB2A103J	CHIP R 10K J 1/10W	
R730			RK73HB1J103J	CHIP R 10K J 1/16W	
R736			RK73HB1J100J	CHIP R 10 J 1/16W	KK1K2
R736			RK73HB1J100J	CHIP R 10 J 1/16W	R1E2K3
R738			RK73GB2A000J	CHIP R 0.0 J 1/10W	E1Q1X1
R738			RK73GB2A000J	CHIP R 0.0 J 1/10W	M1M2C1
R741-744			RK73GB2A100J	CHIP R 10 J 1/10W	X1M1M2
R741-744			RK73GB2A100J	CHIP R 10 J 1/10W	C1
R742,743			RK73GB2A100J	CHIP R 10 J 1/10W	E1Q1
R745			RK73HB1J473J	CHIP R 47K J 1/16W	E1Q1X1
R745			RK73HB1J473J	CHIP R 47K J 1/16W	M1M2C1
R746-748			RK73GB2A100J	CHIP R 10 J 1/10W	
R749,750			RK73GB2A101J	CHIP R 100 J 1/10W	
R751-753			RK73GB2A100J	CHIP R 10 J 1/10W	
R754			RK73GB2A101J	CHIP R 100 J 1/10W	
R755			RK73GB2A100J	CHIP R 10 J 1/10W	
R765			RK73GB2A4R7J	CHIP R 4.7 J 1/10W	
R767			RK73GB2A100J	CHIP R 10 J 1/10W	
R769-774			RK73GB2A000J	CHIP R 0.0 J 1/10W	
R777			RK73GB2A100J	CHIP R 10 J 1/10W	
R781-783			RK73EB2E102J	CHIP R 1.0K J 1/4W	
R785			RK73HH1J301D	CHIP R 300 D 1/16W	
R787,788			RK73HH1J301D	CHIP R 300 D 1/16W	
R789			RK73GB2A100J	CHIP R 10 J 1/10W	
R790			RK73GB2A4R7J	CHIP R 4.7 J 1/10W	
D2 ,3		*	SJPB-L4	DIODE	
D100		*	RB162M-60	DIODE	

K: DNX6980 K1: DNX6180 K2: DNX6040EX K3: DNX5180 (North America)
E1: DNX5280BT E2: DNX4280BT (Europe) Q1: DNX5580BT (Russian)
R1: DNX6480BT (Latin America) X1: DNX5380BT (Australia)
C1: DNX5380 (China) M1: DNX5380 M2: DNX5380M (Other Areas)

△Indicates safety critical components.

PARTS LIST

The IC3 and IC100 in the VIDEO UNIT (X35-514x-xx) are not replaceable components. When these ICs are defective, replace the whole VIDEO UNIT (X35-514x-xx).

VIDEO UNIT (X35-514x-xx)

Ref. No.	Add	New	Parts No.	Description	Destination
D101-103		*	RB162M-40	DIODE	
D200-202			RB521S-30	DIODE	
D401			RB521S-30	DIODE	
D402-406		*	VR105C3R3BAA	VARISTOR	
D602-605		*	VR1005AAA270	VARISTOR	
D700,701		*	VR1005AAA270	VARISTOR	E1Q1X1
D700,701		*	VR1005AAA270	VARISTOR	M1M2C1
D705		*	VR1005AAA270	VARISTOR	
D706		*	VR1005DDA080	VARISTOR	
D707		*	VR1005AAA270	VARISTOR	
D708,709		*	VR1005DDA080	VARISTOR	
D710,711		*	VR1005AAA270	VARISTOR	
D712,713		*	VR1005DDA080	VARISTOR	
D714-716		*	VR1005AAA270	VARISTOR	KK1K2
D714-716		*	VR1005AAA270	VARISTOR	R1E2K3
D714-717		*	VR1005AAA270	VARISTOR	E1Q1X1
D714-717		*	VR1005AAA270	VARISTOR	M1M2C1
D718		*	VR105C3R3BAA	VARISTOR	E1Q1X1
D718		*	VR105C3R3BAA	VARISTOR	M1M2C1
D720-722			MC2850-T111	DIODE	
D724			MC2850-T111	DIODE	
IC1			TC7SH17FU-F	MOS-IC	
IC2			TC7WH08FK-F	MOS-IC	
IC3		*	-	ANALOGUE IC	
IC4			TC7SH08FU-F	MOS-IC	
IC5			TC7SH32FU-F	MOS-IC	
IC6		*	XC6216B332M-G	ANALOGUE IC	
IC100		*	-	ANALOGUE IC	
IC101			XC6213B332N-G	ANALOGUE IC	
IC200		*	TC7WH34FK-F	MOS-IC	
IC201		*	XC6120N422N-G	MOS-IC	
IC202			W05-1701-00	MICROCONTROLLER IC	
IC203			MFI341S2162	MICROPROCESSOR IC	
IC204			XC6219B332MR	ANALOGUE IC	
IC400			NJM2107F-ZB	ANALOGUE IC	
IC401		*	XC6223B181P-G	ANALOGUE IC	
IC402		*	W05-1702-00	ROM IC	
IC403			TC7SH08FU-F	MOS-IC	
IC404		*	RP131S331D-FE	ANALOGUE IC	
IC405		*	XC6223B181P-G	ANALOGUE IC	
IC406		*	MST7912KC-ALF	MOS-IC	
IC407			TC7SH08FU-F	MOS-IC	
IC700			TC7WH04FK-F	MOS-IC	
Q1			CPH3105-E	TRANSISTOR	
Q2			2SC5383-T1(F)	TRANSISTOR	
Q4			2SC4154T1(E,F)	TRANSISTOR	
Q5			ISA1602AM1(F)	TRANSISTOR	
Q6			RT1N144U-T111	TRANSISTOR	
Q7			TPCF8104-F	FET	
Q100			RT1N144M-T111	TRANSISTOR	
Q101			RT1P144U-T111	TRANSISTOR	
Q102			ISA1602AM1(F)	TRANSISTOR	
Q103			2SA1577	TRANSISTOR	
Q104			2SB1188(R)	TRANSISTOR	
Q105			2SC4154T1(E,F)	TRANSISTOR	

Ref. No.	Add	New	Parts No.	Description	Destination
Q106			ISA1602AM1(F)	TRANSISTOR	
Q107			2SC4154T1(E,F)	TRANSISTOR	
Q108,109			RT1N144U-T111	TRANSISTOR	
Q110			RT1P144U-T111	TRANSISTOR	
Q113			2SC4154T1(E,F)	TRANSISTOR	
Q114			ISA1602AM1(F)	TRANSISTOR	
Q115			2SC4154T1(E,F)	TRANSISTOR	
Q116			RT1P144U-T111	TRANSISTOR	
Q117			2SC4154T1(E,F)	TRANSISTOR	
Q200			RT1N144U-T111	TRANSISTOR	
Q203			RT1N144U-T111	TRANSISTOR	
Q204			2SC4154T1(E,F)	TRANSISTOR	
Q205			RT1P144U-T111	TRANSISTOR	
Q206			ISA1602AM1(F)	TRANSISTOR	
Q207			TPCF8104-F	FET	
Q208			RT1N144U-T111	TRANSISTOR	
Q209			RT1N144M-T111	TRANSISTOR	
Q212-214			2SC4154T1(E,F)	TRANSISTOR	
Q215,216			ISA1602AM1(F)	TRANSISTOR	
Q217-219			RT1N144U-T111	TRANSISTOR	
Q220,221			2SC4154T1(E,F)	TRANSISTOR	
Q222			RT1N144U-T111	TRANSISTOR	
Q400			2SC4154T1(E,F)	TRANSISTOR	
Q401			RT1P144U-T111	TRANSISTOR	
Q402			ISA1602AM1(F)	TRANSISTOR	
Q403			TPCF8104-F	FET	
Q404			2SC4154T1(E,F)	TRANSISTOR	
Q405			ISA1602AM1(F)	TRANSISTOR	
Q600			2SA2018	TRANSISTOR	
Q601			2SC5585	TRANSISTOR	
Q602			2SA2018	TRANSISTOR	
Q603			2SC5585	TRANSISTOR	
Q604			RT1P144M-T111	TRANSISTOR	
Q605			2SC4154T1(E,F)	TRANSISTOR	
Q700-703			2SC4154T1(E,F)	TRANSISTOR	
Q705			RT1N144U-T111	TRANSISTOR	E1Q1X1
Q705			RT1N144U-T111	TRANSISTOR	M1M2C1
Q706			RT1P144U-T111	TRANSISTOR	E1Q1X1
Q706			RT1P144U-T111	TRANSISTOR	M1M2C1
Q708-710			2SC4154T1(E,F)	TRANSISTOR	

DVD UNIT (X37-1300-00)

C5 -7			CK73HB1E103K	CHIP C	0.010UF	K	
C11			CK73HB1E103K	CHIP C	0.010UF	K	
C15			CK73HB1A104K	CHIP C	0.10UF	K	
C16			CK73FB0J106K	CHIP C	10UF	K	
C17			CK73GB0J475K	CHIP C	4.7UF	K	
C72			CK73HB1A104K	CHIP C	0.10UF	K	
C100			CK73HB1A104K	CHIP C	0.10UF	K	
C102			CK73HB1A104K	CHIP C	0.10UF	K	
C106			CK73HB1A104K	CHIP C	0.10UF	K	
C109			CK73HB1A104K	CHIP C	0.10UF	K	
C111			CK73HB1C333K	CHIP C	0.033UF	K	
C113			CK73HB1A104K	CHIP C	0.10UF	K	
C114			CK73GB1H562K	CHIP C	5600PF	K	
C115			CK73HB1C183K	CHIP C	0.018UF	K	

K: DNX6980 K1: DNX6180 K2: DNX6040EX K3: DNX5180 (North America)
E1: DNX5280BT E2: DNX4280BT (Europe) Q1: DNX5580BT (Russian)
R1: DNX6480BT (Latin America) X1: DNX5380BT (Australia)
C1: DNX5380 (China) M1: DNX5380 M2: DNX5380M (Other Areas)

△ Indicates safety critical components.

PARTS LIST

DVD UNIT (X37-1300-00)

Ref. No.	A d d	N e w	Parts No.	Description	Desti- nation
C117 C118 C120,121 C122 C126-129			CK73HB1A104K CK73HB0J105K CK73HB1A104K CK73GB0J475K CK73HB1A104K	CHIP C 0.10UF K CHIP C 1.0UF K CHIP C 0.10UF K CHIP C 4.7UF K CHIP C 0.10UF K	
C130-133 C134 C137,138 C143,144 C145			CC73HCH1H151J CC73HCH1H102J CK73HB0J105K CC73HCH1H100D CK73HB1A104K	CHIP C 150PF J CHIP C 1000PF J CHIP C 1.0UF K CHIP C 10PF D CHIP C 0.10UF K	
C148 C153 C158 C200-203 C271			CK73HB1A104K CK73HB1A104K CK73HB1A104K CK73FB0J106K CC73HCH1H102J	CHIP C 0.10UF K CHIP C 0.10UF K CHIP C 0.10UF K CHIP C 10UF K CHIP C 1000PF J	
C272 C302 C434 C435 C443			CK73HB0J105K CK73FB0J106K CK73FB0J106K CK73HB1E103K CK73FB0J226M	CHIP C 1.0UF K CHIP C 10UF K CHIP C 10UF K CHIP C 0.010UF K CHIP C 22UF M	
C450 C454,455 C461 C462 C467			CK73HB1A104K CK73HB1A104K CK73HB1H472K CK73HB1E103K CC73HCH1H121J	CHIP C 0.10UF K CHIP C 0.10UF K CHIP C 4700PF K CHIP C 0.010UF K CHIP C 120PF J	
C468,469 C476 C498 C510 C511			CK73HB1A104K CC73HCH1H101J CK73FB0J226M CC73HCH1H102J CK73GB0J475K	CHIP C 0.10UF K CHIP C 100PF J CHIP C 22UF M CHIP C 1000PF J CHIP C 4.7UF K	
C521 C531-539 C541-546 C548,549 C551			CK73HB1A104K CK73HB1A104K CK73HB1A104K CK73HB1A104K CK73HB1A104K	CHIP C 0.10UF K CHIP C 0.10UF K CHIP C 0.10UF K CHIP C 0.10UF K CHIP C 0.10UF K	
C552 C553 C554 C557 C558			CK73FB0J226M CK73HB0J105K CK73FB0J106K CC73HCH1H680J CK73HB1A104K	CHIP C 22UF M CHIP C 1.0UF K CHIP C 10UF K CHIP C 68PF J CHIP C 0.10UF K	
C561 C562 C564,565 C566 C567			CK73HB0J105K CK73HB1A104K CK73HB1A104K CK73FB0J226M CK73HB0J105K	CHIP C 1.0UF K CHIP C 0.10UF K CHIP C 0.10UF K CHIP C 22UF M CHIP C 1.0UF K	
C805 C809,810 C811,812 C813,814 C815			CC73HCH1H102J CC73HCH1H471J CC73HCH1H102J CK73HB1H472K CK73FB0J106K	CHIP C 1000PF J CHIP C 470PF J CHIP C 1000PF J CHIP C 4700PF K CHIP C 10UF K	
C816-819 C820 C821,822			CC73HCH1H102J CK73HB1A104K CC73HCH1H102J	CHIP C 1000PF J CHIP C 0.10UF K CHIP C 1000PF J	
CN1			E41-2594-05	FLAT CABLE CONNECTOR	

Ref. No.	A d d	N e w	Parts No.	Description	Desti- nation
CN3 CN6			E41-2596-05 E41-2603-05	FLAT CABLE CONNECTOR FLAT CABLE CONNECTOR	
L15 X2			L33-2280-05 L77-3830-05	SMALL FIXED INDUCTOR CRYSTAL RESONATOR (27MHZ)	
CP61 CP68 R2 -4 R10 R16			RK74HB1J103J RK74HB1J470J RK73HB1J103J RK73HB1J163J RK73HB1J103J	CHIP-COM 10K J 1/16W CHIP-COM 47 J 1/16W CHIP R 10K J 1/16W CHIP R 16K J 1/16W CHIP R 10K J 1/16W	
R17 R19 R21 ,22 R80 R81			RK73HB1J271J RK73HB1J301J RK73HB1J103J RK73HB1J220J RK73HB1J470J	CHIP R 270 J 1/16W CHIP R 300 J 1/16W CHIP R 10K J 1/16W CHIP R 22 J 1/16W CHIP R 47 J 1/16W	
R84 ,85 R86 R87 R89 R90			RK73HB1J202J RK73HB1J105J RK73HB1J102J RK73HH1J303D RK73HB1J223J	CHIP R 2.0K J 1/16W CHIP R 1.0M J 1/16W CHIP R 1.0K J 1/16W CHIP R 30K D 1/16W CHIP R 22K J 1/16W	
R92 R94 R112,113 R116 R119			RK73HH1J123D RK73HH1J512D RK73HB1J101J RK73HB1J103J RK73HB1J103J	CHIP R 12K D 1/16W CHIP R 5.1K D 1/16W CHIP R 100 J 1/16W CHIP R 10K J 1/16W CHIP R 10K J 1/16W	
R150,151 R152,153 R154,155 R156,157 R158,159			RK73HB1J100J RK73HB1J471J RK73HB1J751J RK73HB1J560J RK73HB1J2R2J	CHIP R 10 J 1/16W CHIP R 470 J 1/16W CHIP R 750 J 1/16W CHIP R 56 J 1/16W CHIP R 2.2 J 1/16W	
R164,165 R200 R400,401 R409 R410,411			RK73HB1J101J RK73HH1J201D RK73HB1J470J RK73HB1J470J RK73HB1J102J	CHIP R 100 J 1/16W CHIP R 200 D 1/16W CHIP R 47 J 1/16W CHIP R 47 J 1/16W CHIP R 1.0K J 1/16W	
R470 R475 R476 R478 R481			RK73HB1J103J RK73GB2A2R2J RK73GB2A4R7J RK73HB1J472J RK73HH1J203D	CHIP R 10K J 1/16W CHIP R 2.2 J 1/10W CHIP R 4.7 J 1/10W CHIP R 4.7K J 1/16W CHIP R 20K D 1/16W	
R485,486 R487 R497 R501 R502			RK73HB1J102J RK73HB1J103J RK73HB1J102J RK73HB1J132J RK73HB1J333J	CHIP R 1.0K J 1/16W CHIP R 10K J 1/16W CHIP R 1.0K J 1/16W CHIP R 1.3K J 1/16W CHIP R 33K J 1/16W	
R503 R504 R505 R511,512 R523,524			RK73HB1J203J RK73HB1J242J RK73HB1J821J RK73HB1J103J RK73HB1J4R7J	CHIP R 20K J 1/16W CHIP R 2.4K J 1/16W CHIP R 820 J 1/16W CHIP R 10K J 1/16W CHIP R 4.7 J 1/16W	
R588 R591 R615 R621 R622			RK73GB2A4R7J RK73HB1J820J RK73HB1J1R0J RK73HB1J103J RK73HB1J333J	CHIP R 4.7 J 1/10W CHIP R 82 J 1/16W CHIP R 1.0 J 1/16W CHIP R 10K J 1/16W CHIP R 33K J 1/16W	

K: DNX6980 K1: DNX6180 K2: DNX6040EX K3: DNX5180 (North America)
E1: DNX5280BT E2: DNX4280BT (Europe) Q1: DNX5580BT (Russian)
R1: DNX6480BT (Latin America) X1: DNX5380BT (Australia)
C1: DNX5380 (China) M1: DNX5380 M2: DNX5380M (Other Areas)

△Indicates safety critical components.

PARTS LIST

The IC5 in the DVD unit (X37-1300-00) are not replaceable components. When these ICs are defective, replace the whole DVD mechanism assembly (X92-6640-00).

DVD UNIT (X37-1300-00)

Ref. No.	A d d	N e w	Parts No.	Description	Desti- nation
R630 R631-634 R651 R653 R654-656			R92-3416-05 RK73HB1J103J RK73HB1J102J RK73HB1J102J RK73HB1J330J	METAL GR 0.27 1/2W CHIP R 10K J 1/16W CHIP R 1.0K J 1/16W CHIP R 1.0K J 1/16W CHIP R 33 J 1/16W	
R659 R663,664 R665 R672 R673			RK73HB1J103J RK73HB1J101J RK73HB1J103J RK73HB1J101J RK73HB1J103J	CHIP R 10K J 1/16W CHIP R 100 J 1/16W CHIP R 10K J 1/16W CHIP R 100 J 1/16W CHIP R 10K J 1/16W	
R674 R676,677 R678 R688 R689			RK73HB1J101J RK73HB1J103J RK73HB1J101J RK73HH1J124D RK73HH1J274D	CHIP R 100 J 1/16W CHIP R 10K J 1/16W CHIP R 100 J 1/16W CHIP R 120K D 1/16W CHIP R 270K D 1/16W	
R694-696 R697 R698 R701 R703-706			RK73HB1J103J RK73HB1J153J RK73HB1J682J RK73HH1J202D RK73HB1J821J	CHIP R 10K J 1/16W CHIP R 15K J 1/16W CHIP R 6.8K J 1/16W CHIP R 2.0K D 1/16W CHIP R 820 J 1/16W	
R707 R712 R713 R715 R716-718			RK73HB1J103J RK73HB1J103J RK73HB1J822J RK73GB2A000J RK73HB1J000J	CHIP R 10K J 1/16W CHIP R 10K J 1/16W CHIP R 8.2K J 1/16W CHIP R 0.0 J 1/10W CHIP R 0.0 J 1/16W	
R803-805 R807,808 R809,810 R811,812 R813			RK73HH1J121D RK73HB1J123J RK73HB1J682J RK73HB1J122J RK73HB1J103J	CHIP R 120 D 1/16W CHIP R 12K J 1/16W CHIP R 6.8K J 1/16W CHIP R 1.2K J 1/16W CHIP R 10K J 1/16W	
R815,816 R817,818 R819-821 R823,824		*	RK73HB1J221JH RK73HB1J471JH RK73HB1J101J RK73HB1J4R7J	CHIP R 220 J 1/16W CHIP R 470 J 1/16W CHIP R 100 J 1/16W CHIP R 4.7 J 1/16W	
S1 S2			S68-0911-15 S68-0917-05	PUSH SWITCH PUSH SWITCH	
IC1 IC5 IC10 IC54 IC59		*	MN2DS0016AA - AN41250A-VB M12L1281687L XC9223B082A1	MOS-IC ROM IC ANALOGUE IC DRAM IC MOS-IC	
IC61 Q1 ,2 Q4 Q10 ,11 Q12 ,13		*	AK4387ET RT1P432U-T111 RT1P432U-T111 2SC5383-T1(F) 2SB1709	MOS-IC TRANSISTOR TRANSISTOR TRANSISTOR TRANSISTOR	
Q14 ,15 Q33 -36			2SK3019 2SA1774	FET TRANSISTOR	
DIGITAL I/O UNIT (X88-2080-xx)					
C10 -13 C14 C15 ,16 C17 C18 ,19			CK73HB1H102K CK73HB1E103K CK73HB1H102K CK73HB1E103K CK73HB1H102K	CHIP C 1000PF K CHIP C 0.010UF K CHIP C 1000PF K CHIP C 0.010UF K CHIP C 1000PF K	

Ref. No.	A d d	N e w	Parts No.	Description	Desti- nation
C20 -26 C30 -33 C34 C35 ,36 C37			CK73HB1E103K CK73HB1H102K CK73HB1E103K CK73HB1H102K CK73HB1E103K	CHIP C 0.010UF K CHIP C 1000PF K CHIP C 0.010UF K CHIP C 1000PF K CHIP C 0.010UF K	
C38 ,39 C40 -46 C47 C48 C50 -53			CK73HB1H102K CK73HB1E103K CK73HB0J105K CK73GB0J106M CK73HB1H102K	CHIP C 1000PF K CHIP C 0.010UF K CHIP C 1.0UF K CHIP C 10UF M CHIP C 1000PF K	
C54 C55 ,56 C57 C58 ,59 C60 -66			CK73HB1E103K CK73HB1H102K CK73HB1E103K CK73HB1H102K CK73HB1E103K	CHIP C 0.010UF K CHIP C 1000PF K CHIP C 0.010UF K CHIP C 1000PF K CHIP C 0.010UF K	
C70 -73 C74 C75 ,76 C77 C78 ,79			CK73HB1H102K CK73HB1E103K CK73HB1H102K CK73HB1E103K CK73HB1H102K	CHIP C 1000PF K CHIP C 0.010UF K CHIP C 1000PF K CHIP C 0.010UF K CHIP C 1000PF K	
C80 -86 C87 C88 C100 C102			CK73HB1E103K CK73HB0J105K CK73GB0J106M CK73GB0J106M CK73GB0J106M	CHIP C 0.010UF K CHIP C 1.0UF K CHIP C 10UF M CHIP C 10UF M CHIP C 10UF M	
C103 C104 C108-111 C112 C113,114			CK73HB1A104K CK73GB0J106M CK73HB1A104K CK73HB1H102K CK73HB1A104K	CHIP C 0.10UF K CHIP C 10UF M CHIP C 0.10UF K CHIP C 1000PF K CHIP C 0.10UF K	
C115,116 C117 C118,119 C120 C121			CK73HB1H102K CK73HB1A104K CK73HB1E103K CK73HB1H102K CK73HB1A104K	CHIP C 1000PF K CHIP C 0.10UF K CHIP C 0.010UF K CHIP C 1000PF K CHIP C 0.10UF K	
C122 C123,124 C125 C126,127 C128			CK73HB1H102K CK73HB1E103K CK73HB1A104K CK73HB1H102K CK73HB1A104K	CHIP C 1000PF K CHIP C 0.010UF K CHIP C 0.10UF K CHIP C 1000PF K CHIP C 0.10UF K	
C129-131 C132 C133 C134 C135			CK73HB1E103K CK73HB1A104K CC73HCH1H471J CK73HB1H102K CK73HB1A104K	CHIP C 0.010UF K CHIP C 0.10UF K CHIP C 470PF J CHIP C 1000PF K CHIP C 0.10UF K	
C136,137 C138 C139 C140 C141			CK73GB0J106M CK73HB1A104K CK73HB1H102K CK73HB0J105K CK73HB1E103K	CHIP C 10UF M CHIP C 0.10UF K CHIP C 1000PF K CHIP C 1.0UF K CHIP C 0.010UF K	
C142 C143 C144,145 C146 C147			CK73HB1H102K CC73HCH1H471J CK73HB1A104K CK73HB1H102K CK73HB1A104K	CHIP C 1000PF K CHIP C 470PF J CHIP C 0.10UF K CHIP C 1000PF K CHIP C 0.10UF K	

K: DNX6980 K1: DNX6180 K2: DNX6040EX K3: DNX5180 (North America)
E1: DNX5280BT E2: DNX4280BT (Europe) Q1: DNX5580BT (Russian)
R1: DNX6480BT (Latin America) X1: DNX5380BT (Australia)
C1: DNX5380 (China) M1: DNX5380 M2: DNX5380M (Other Areas)

△ Indicates safety critical components.

PARTS LIST

DIGITAL I/O UNIT (X88-2080-xx)

Ref. No.	A d d	N e w	Parts No.	Description	Desti- nation
C148 C149 C150 C151 C153			CK73HB1E103K CK73HB1A104K CK73HB0J105K CC73HCH1H150J CC73HCH1H050C	CHIP C 0.010UF K CHIP C 0.10UF K CHIP C 1.0UF K CHIP C 15PF J CHIP C 5.0PF C	
C155 C156 C157,158 C159 C160,161			CK73HB1A104K CK73HB1E103K CK73HB1H102K CK73HB1A104K CK73HB1H102K	CHIP C 0.10UF K CHIP C 0.010UF K CHIP C 1000PF K CHIP C 0.10UF K CHIP C 1000PF K	
C162-164 C165 C166 C168,169 C170			CK73HB1A104K CK73HB0J105K CK73HB1A104K CK73HB1A104K CK73GB0J106M	CHIP C 0.10UF K CHIP C 1.0UF K CHIP C 0.10UF K CHIP C 0.10UF K CHIP C 10UF M	
C171,172 C173,174 C175 C176 C181			CK73HB1A104K CC73HCH1H470J CC73HCH1H331J CC73HCH1H470J CC73HCH1H820J	CHIP C 0.10UF K CHIP C 47PF J CHIP C 330PF J CHIP C 47PF J CHIP C 82PF J	
C182 C183-186 C187 C408-410 C501,502			CC73HCH1H470J CK73HB1A104K CK73HB1E103K CK73HB1A104K CK73HB1A104K	CHIP C 47PF J CHIP C 0.10UF K CHIP C 0.010UF K CHIP C 0.10UF K CHIP C 0.10UF K	
C505 C510-514 C510-514 C510-514 C702,703			CK73HB1A104K CK73GB0J106M CK73GB0J106M CK73GB0J106M CK73FB0J226M	CHIP C 0.10UF K CHIP C 10UF M CHIP C 10UF M CHIP C 10UF M CHIP C 22UF M	KK1K2 R1E1E2 Q1K3
C715 C718 C739 C740,741 C742			CK73HB1H102K CK73HB1H102K CK73GB0J106M CK73HB1A104K CK73GB0J106M	CHIP C 1000PF K CHIP C 1000PF K CHIP C 10UF M CHIP C 0.10UF K CHIP C 10UF M	
C744-748 C749 C750 C752 C753,754			CK73HB1A104K CK73GB0J106M CK73HB1A104K CK73HB1A104K CK73HB0J105K	CHIP C 0.10UF K CHIP C 10UF M CHIP C 0.10UF K CHIP C 0.10UF K CHIP C 1.0UF K	
C757-760 C761,762 C764 C772 C773-778			CK73HB1A104K CK73HB0J105K CK73GB0J106M CK73HB0J105K CK73HB1A104K	CHIP C 0.10UF K CHIP C 1.0UF K CHIP C 10UF M CHIP C 1.0UF K CHIP C 0.10UF K	
C785 C786 C787 C788 C789,790			CC73HCH1H080D CK73HB1A104K CC73HCH1H120J CK73GB0J106M CK73HB1A104K	CHIP C 8.0PF D CHIP C 0.10UF K CHIP C 12PF J CHIP C 10UF M CHIP C 0.10UF K	
C792,793 C794-796 C797-799 C804 C805			CK73HB1A104K CK73HB0J474K CK73HB1A104K CK73HB0J105K CK73HB1A104K	CHIP C 0.10UF K CHIP C 0.47UF K CHIP C 0.10UF K CHIP C 1.0UF K CHIP C 0.10UF K	
Ref. No.	A d d	N e w	Parts No.	Description	Desti- nation
C809 C810 C820 C821 C822-825			CK73GB0J106M CK73HB0J105K CK73HB0J105K CK73HB1A104K CK73EB0J476M	CHIP C 10UF M CHIP C 1.0UF K CHIP C 1.0UF K CHIP C 0.10UF K CHIP C 47UF M	
C826 C827			CK73HB1A104K CK73FB0J226M	CHIP C 0.10UF K CHIP C 22UF M	
CN700 CN702 CN704 CN704 J400		*	E41-3252-05 E41-2603-05 E41-2948-05 E41-2948-05 E68-0832-05	PIN ASSY FLAT CABLE CONNECTOR PIN ASSY PIN ASSY JACK (OTHERS)	X1M1M2 C1
W700 W700 W700		*	E30-8202-05 E30-8202-05 E30-8202-05	CORD WITH CONNECTOR (USB) CORD WITH CONNECTOR (USB) CORD WITH CONNECTOR (USB)	KK1K2 R1E1E2 Q1K3
L100-103 L105-107 L109,110 L112-114 L120			L92-0373-05 L92-0373-05 L92-0373-05 L92-0373-05 L92-0373-05	CHIP FERRITE CHIP FERRITE CHIP FERRITE CHIP FERRITE CHIP FERRITE	
L500-502 L510 L700 L700 L700,701			L92-0373-05 L92-0373-05 L92-0641-05 L92-0641-05 L92-0641-05	CHIP FERRITE CHIP FERRITE FERRITE CORE FERRITE CORE FERRITE CORE	X1M1M2 C1 KK1K2
L700,701 L700,701 L705 L707 L710-712			L92-0641-05 L92-0641-05 L92-0373-05 L92-0373-05 L92-0373-05	FERRITE CORE FERRITE CORE CHIP FERRITE CHIP FERRITE CHIP FERRITE	R1E1E2 Q1K3
X100 X700		*	L77-3846-05 L77-3849-05	CRYSTAL RESONATOR (12MHZ) CRYSTAL RESONATOR (32MHZ)	
CP100-105 CP400-407 CP700 CP701 CP702,703			RK74HB1J220J RK74HB1J220J RK74HB1J103J RK74HB1J473J RK74HB1J220J	CHIP-COM 22 J 1/16W CHIP-COM 22 J 1/16W CHIP-COM 10K J 1/16W CHIP-COM 47K J 1/16W CHIP-COM 22 J 1/16W	
CP705 CP706 R1 R2 R3			RK74HB1J220J RK74HB1J473J RK73HB1J472J RK73HB1J332J RK73HB1J472J	CHIP-COM 22 J 1/16W CHIP-COM 47K J 1/16W CHIP R 4.7K J 1/16W CHIP R 3.3K J 1/16W CHIP R 4.7K J 1/16W	
R6 R7 R8 ,9 R30 R100			RK73HB1J000J RK73HB1J470J RK73HB1J000J RK73EB2E000J RK73HB1J223J	CHIP R 0.0 J 1/16W CHIP R 47 J 1/16W CHIP R 0.0 J 1/16W CHIP R 0.0 J 1/4W CHIP R 22K J 1/16W	
R101 R102 R104 R106 R107			RK73HB1J220J RK73HB1J105J RK73HB1J152J RK73HB1J223J RK73HH1J44R2D	CHIP R 22 J 1/16W CHIP R 1.0M J 1/16W CHIP R 1.5K J 1/16W CHIP R 22K J 1/16W CHIP R 44.2 D 1/16W	
R108			RK73HB1J472J	CHIP R 4.7K J 1/16W	

K: DNX6980 K1: DNX6180 K2: DNX6040EX K3: DNX5180 (North America)
E1: DNX5280BT E2: DNX4280BT (Europe) Q1: DNX5580BT (Russian)
R1: DNX6480BT (Latin America) X1: DNX5380BT (Australia)
C1: DNX5380 (China) M1: DNX5380 M2: DNX5380M (Other Areas)

△Indicates safety critical components.

PARTS LIST

DIGITAL I/O UNIT (X88-2080-xx)

Ref. No.	A d d	N e w	Parts No.	Description	Desti- nation	Ref. No.	A d d	N e w	Parts No.	Description	Desti- nation
R116-120			RK73HB1J220J	CHIP R 22 J 1/16W		R260			RK73HB1J223J	CHIP R 22K J 1/16W	
R122			RK73HB1J220J	CHIP R 22 J 1/16W		R261-263			RK73HB1J220J	CHIP R 22 J 1/16W	
R123			RK73HB1J103J	CHIP R 10K J 1/16W		R264			RK73HB1J101J	CHIP R 100 J 1/16W	
R124			RK73HB1J101J	CHIP R 100 J 1/16W		R265-267			RK73HB1J220J	CHIP R 22 J 1/16W	
R126			RK73HB1J220J	CHIP R 22 J 1/16W		R275,276			RK73HB1J223J	CHIP R 22K J 1/16W	
R128			RK73HB1J220J	CHIP R 22 J 1/16W		R278,279			RK73HB1J220J	CHIP R 22 J 1/16W	
R130			RK73HB1J223J	CHIP R 22K J 1/16W		R280			RK73HB1J000J	CHIP R 0.0 J 1/16W	
R131,132			RK73HB1J220J	CHIP R 22 J 1/16W		R281,282			RK73HB1J223J	CHIP R 22K J 1/16W	
R134			RK73HB1J103J	CHIP R 10K J 1/16W		R283			RK73HB1J220J	CHIP R 22 J 1/16W	
R135			RK73HB1J122D	CHIP R 1.2K D 1/16W		R300			RK73HB1J220J	CHIP R 22 J 1/16W	
R139			RK73HB1J223J	CHIP R 22K J 1/16W		R400-411			RK73HB1J220J	CHIP R 22 J 1/16W	
R142,143			RK73HB1J220J	CHIP R 22 J 1/16W		R412			RK73HB1J223J	CHIP R 22K J 1/16W	
R145,146			RK73HB1J220J	CHIP R 22 J 1/16W		R413-422			RK73HB1J220J	CHIP R 22 J 1/16W	
R147			RK73HB1J223J	CHIP R 22K J 1/16W		R423			RK73HB1J000J	CHIP R 0.0 J 1/16W	
R148,149			RK73HB1J220J	CHIP R 22 J 1/16W		R424-430			RK73HB1J220J	CHIP R 22 J 1/16W	
R151			RK73HB1J470J	CHIP R 47 J 1/16W		R431			RK73HB1J102J	CHIP R 1.0K J 1/16W	
R153			RK73HB1J220J	CHIP R 22 J 1/16W		R432			RK73HB1J220J	CHIP R 22 J 1/16W	
R154			RK73HB1J102J	CHIP R 1.0K J 1/16W		R433,434			RK73HB1J000J	CHIP R 0.0 J 1/16W	
R155			RK73HB1J222J	CHIP R 2.2K J 1/16W		R436-439			RK73HB1J220J	CHIP R 22 J 1/16W	
R156			RK73HB1J220J	CHIP R 22 J 1/16W		R445,446			RK73HB1J103D	CHIP R 10K D 1/16W	
R158			RK73HB1J220J	CHIP R 22 J 1/16W		R500,501			RK73HB1J103D	CHIP R 10K D 1/16W	
R160			RK73HB1J220J	CHIP R 22 J 1/16W		R502,503			RK73HB1J301J	CHIP R 300 J 1/16W	
R162,163			RK73HB1J220J	CHIP R 22 J 1/16W		R704			RK73GB2A000J	CHIP R 0.0 J 1/10W	
R164			RK73HB1J223J	CHIP R 22K J 1/16W		R712,713			RK73HB1J223J	CHIP R 22K J 1/16W	
R166-169			RK73HB1J220J	CHIP R 22 J 1/16W		R716			RK73GH2A362D	CHIP R 3.6K D 1/10W	
R172-176			RK73HB1J220J	CHIP R 22 J 1/16W		R718,719			RK73HB1J223J	CHIP R 22K J 1/16W	
R177			RK73HB1J473J	CHIP R 47K J 1/16W		R720			RK73GH2A201D	CHIP R 200 D 1/10W	
R179			RK73HB1J220J	CHIP R 22 J 1/16W		R723			RK73HB1J750D	CHIP R 75 D 1/16W	
R181			RK73HB1J101J	CHIP R 100 J 1/16W		R724,725			RK73HB1J000J	CHIP R 0.0 J 1/16W	
R182			RK73HB1J220J	CHIP R 22 J 1/16W		R726			RK73HB1J750D	CHIP R 75 D 1/16W	
R183			RK73HB1J103J	CHIP R 10K J 1/16W		R731			RK73HB1J332J	CHIP R 3.3K J 1/16W	
R184			RK73HB1J220J	CHIP R 22 J 1/16W		R733			RK73HB1J750D	CHIP R 75 D 1/16W	
R186			RK73HB1J473J	CHIP R 47K J 1/16W		R735			RK73HB1J100J	CHIP R 10 J 1/16W	
R188-190			RK73HB1J220J	CHIP R 22 J 1/16W		R736			RK73HB1J430D	CHIP R 43 D 1/16W	
R191			RK73HB1J223J	CHIP R 22K J 1/16W		R746			RK73HB1J000J	CHIP R 0.0 J 1/16W	
R194,195			RK73HB1J220J	CHIP R 22 J 1/16W		R752,753			RK73HB1J473J	CHIP R 47K J 1/16W	
R196			RK73HB1J223J	CHIP R 22K J 1/16W		R755			RK73HB1J102J	CHIP R 1.0K J 1/16W	
R197,198			RK73HB1J220J	CHIP R 22 J 1/16W		R756			RK73HB1J101J	CHIP R 100 J 1/16W	
R199			RK73HB1J222J	CHIP R 2.2K J 1/16W		R759			RK73HB1J122J	CHIP R 1.2K J 1/16W	
R201			RK73HB1J223J	CHIP R 22K J 1/16W		R760			RK73HB1J111J	CHIP R 110 J 1/16W	
R202			RK73HB1J220J	CHIP R 22 J 1/16W		R761			RK73HB1J105J	CHIP R 1.0M J 1/16W	
R204			RK73HB1J101J	CHIP R 100 J 1/16W		R763			RK73HB1J220J	CHIP R 22 J 1/16W	
R206			RK73HB1J223J	CHIP R 22K J 1/16W		R770-773			RK73HB1J000J	CHIP R 0.0 J 1/16W	
R207			RK73HB1J220J	CHIP R 22 J 1/16W		R781			RK73HB1J223J	CHIP R 22K J 1/16W	
R210			RK73HB1J220J	CHIP R 22 J 1/16W		R784-787			RK73HB1J000J	CHIP R 0.0 J 1/16W	X1M1M2
R212,213			RK73HB1J101J	CHIP R 100 J 1/16W		R784-787			RK73HB1J000J	CHIP R 0.0 J 1/16W	C1
R215,216			RK73HB1J101J	CHIP R 100 J 1/16W		R786,787			RK73HB1J000J	CHIP R 0.0 J 1/16W	KK1K2
R220			RK73HB1J472J	CHIP R 4.7K J 1/16W		R786,787			RK73HB1J000J	CHIP R 0.0 J 1/16W	R1E1E2
R221			RK73HB1J000J	CHIP R 0.0 J 1/16W		R786,787			RK73HB1J000J	CHIP R 0.0 J 1/16W	Q1K3
R222-224			RK73HB1J223J	CHIP R 22K J 1/16W		R788,789			RK73HB1J220J	CHIP R 22 J 1/16W	
R225			RK73HB1J301J	CHIP R 300 J 1/16W		R790,791			RK73HB1J103J	CHIP R 10K J 1/16W	
R250-256			RK73HB1J220J	CHIP R 22 J 1/16W		R792			RK73GB2A000J	CHIP R 0.0 J 1/10W	
R257			RK73HB1J222J	CHIP R 2.2K J 1/16W		R793-795			RK73HB1J000J	CHIP R 0.0 J 1/16W	
R258			RK73HB1J220J	CHIP R 22 J 1/16W		R798,799			RK73HB1J220J	CHIP R 22 J 1/16W	
R259			RK73HB1J222J	CHIP R 2.2K J 1/16W		R800-802			RK73GB2A000J	CHIP R 0.0 J 1/10W	

K: DNX6980 K1: DNX6180 K2: DNX6040EX K3: DNX5180 (North America)
E1: DNX5280BT E2: DNX4280BT (Europe) Q1: DNX5580BT (Russian)
R1: DNX6480BT (Latin America) X1: DNX5380BT (Australia)
C1: DNX5380 (China) M1: DNX5380 M2: DNX5380M (Other Areas)

△ Indicates safety critical components.

PARTS LIST

DIGITAL I/O UNIT (X88-2080-xx)

Ref. No.	A d d	N e w	Parts No.	Description	Desti- nation
R803 R804 R806-808 R811 R812			RK73HB1J100J RK73HB1J473J RK73GB2A000J RK73GB2A152J RK73FB2B151J	CHIP R 10 J 1/16W CHIP R 47K J 1/16W CHIP R 0.0 J 1/10W CHIP R 1.5K J 1/10W CHIP R 150 J 1/8W	
IC103 IC402,403 IC500,501 IC704 IC705		*	- - - THS8136IPHPR TC7SG86FU-F	MICROPROCESSOR IC DRAM IC DRAM IC MOS-IC MOS-IC	
IC706 IC707 IC708 IC714		*	W05-1700-00 TC7SG04FU-F XC6215B182NR ML86V8202T03	ROM IC MOS-IC ANALOGUE IC MOS-IC	

DVD MECHANISM ASSY (X92-6640-00) (DVS-8710W)

1	1A		A10-5523-11+	CHASSIS	
2	2B		A10-5543-01	CHASSIS	
3	1A		A10-5535-01	CHASSIS	
4	3A		A10-5534-12	CHASSIS	
7	1B		D10-7080-02	ARM	
8	1B		D10-7081-02	ARM	
9	1B		D10-7082-02	LEVER	
10	1B		D10-7083-02	LEVER	
12	2B		D10-7084-02+	SLIDER	
13	2A		D10-7100-02	ARM	
14	2B		D10-7086-03+	ARM	
15	2B		D10-7087-02	ARM	
25	2B		D10-7092-04+	SLIDER ASSY	
27	2A		D10-7091-04	LEVER	
28	2B		D12-0640-02+	CAM	
31	2B		D13-3029-04	GEAR	
32	2B		D13-3030-04	GEAR	
33	2B		D13-3031-04	GEAR	
34	2B		D13-3032-04	GEAR	
35	2B		D13-3033-04	GEAR	
36	2B		D13-3034-04	GEAR	
40	2A		D13-3038-04	GEAR	
41	2A		D13-3039-04	GEAR	
42	2A		D13-3040-04	GEAR	
43	1B	*	D14-1034-04	ROLLER	
53	1B		D21-2487-24+	SHAFT	
54	2A		D39-0275-05	DAMPER	
55	2A		D39-0276-05	DAMPER	
60	3A		F09-3037-03	SHEET	
65	2B		G01-4734-04	EXTENSION SPRING	
66	1B		G01-4735-14	EXTENSION SPRING	
67	2A		G01-3300-14+	TORSION COIL SPRING	
68	2B		G01-4737-14	EXTENSION SPRING	
69	1B		G01-4602-14+	EXTENSION SPRING	
70	1B		G01-4740-04	TORSION COIL SPRING	
74	2B		G01-4609-24+	TORSION COIL SPRING	
75	1B		G02-1904-03+	FLAT SPRING	
79	2A		J22-0898-01	MOUNTING HARDWARE	

The IC103,402, 403, 500 and IC501 in the DIGITAL I/O UNIT (X88-2080-xx) are not replaceable components. When these ICs are defective, replace the whole DIGITAL I/O UNIT (X88-2080-xx).

Ref. No.	A d d	N e w	Parts No.	Description	Desti- nation
80	3B		J22-0891-11+	MOUNTING HARDWARE	
A	1A		N09-6815-05	MACHINE SCREW (M1.7X2.0)	
B	3B		N09-6408-15	TAPTITE SCREW (1.7X4.0 PT)	
C	1B		N09-6426-15	MACHINE SCREW (LOAD ARM SCREW)	
D	3A		N09-6104-05	MACHINE SCREW (2X10 ST)	
93	2A		T99-0471-05	MAGNET	
96	1B		X94-2080-00	ROLLER ASSY	
98	2A		X94-2120-00	TRAVERSE ASSY (PICKUP,SPINDLE)	
VM1	2A		X94-2070-00	MOTOR ASSY (LOADING)	

SPECIFICATIONS (K, R TYPE)

Monitor section

Picture Size 6.1 inches (diagonal) wide
136.2 mm (W) x 72 mm (H)
Display System..... Transparent TN LCD panel
Drive System TFT active matrix system
Number of Pixels 1,152,000 (800H x 480V x RGB)
Effective Pixels 99.99 %
Pixel Arrangement RGB striped arrangement
Back Lighting LED

DVD player section

D/A Converter.....24 bit
Audio Decoder
..... Linear PCM/Dolby Digital/dts/MP3/WMA/AAC
Video Decoder..... MPEG1/ MPEG2/ DivX*
*Available only for Central and South America sales area
Wow & Flutter Below Measurable Limit
Frequency Response
Sampling frequency;
96 kHz20 – 22,000 Hz
48 kHz20 – 22,000 Hz
44.1 kHz20 – 20,000 Hz
Total Harmonic Distortion..... 0.010 % (1 kHz)
S/N Ratio (dB)..... 98 dB (DVD-Video 96 kHz)
Dynamic Range 98 dB (DVD-Video 96 kHz)
Disc Format DVD-Video/ VIDEO-CD/ CD-DA
Sampling Frequency 44.1/48/96 kHz
Quantifying Bit Number 16/20/24 bit

USB interface section

USB Standard USB 2.0 High speed
File System.....FAT 16/ 32
Maximum Power Supply Current 1A (5V)
D/A Converter..... 24 Bit
Video Decoder.....MPEG1/MPEG2/MPEG4/WMV/H.264
Audio Decoder MP3/ WMA/ AAC/ WAV (Linear PCM)

Bluetooth section (Except DNX5180)

TechnologyBluetooth 2.1 Certified
Frequency.....2.402 – 2.480 GHz
Output Power +4dBm (MAX), 0dBm (AVE), Power Class2
Maximum Communication Range
.....Line of sight approx. 10m (32.8 ft)
ProfileHFP (Hands Free Profile), SPP (Serial Port Profile)
HSP (Headset Profile), OPP (Object Push Profile)
PBAP (Phonebook Access Profile)
SYNC (Synchronization Profile)

FM tuner section

Frequency Range
DNX6480BT 87.5 MHz – 108.0 MHz (50 kHz)
DNX6980, DNX6180, DNX6040EX, DNX5180
..... 87.9 MHz – 107.9 MHz (200 kHz)
Usable Sensitivity (S/N : 30 dB) 9.3 dBf (0.8 μ V/75 Ω)
Quieting Sensitivity (S/N : 50 dB) 15.2 dBf (1.6 μ V/75 Ω)
Frequency Response (\pm 3.0 dB).....30 Hz – 15 kHz
S/N Ratio (dB)..... 70 dB (MONO)

Selectivity (\pm 400 kHz) \geq 80 dB
Stereo Separation..... 40 dB (1 kHz)

AM tuner section

Frequency Range (10 kHz)530 kHz – 1700 kHz
Usable Sensitivity 28 dB μ

Video section

Color System of External Video InputNTSC/PAL
External Video Input Level (RCA/mini jack)..... 1 Vp-p/ 75 Ω
External Audio Max Input Level (RCA/mini jack)....2 V/ 25 k Ω
Video Output Level (RCA jacks) 1 Vp-p/ 75 Ω
Audio Output Level (RCA jacks)..... 1.2 V/ 10 k Ω

Audio section

Maximum Power (Front & Rear)50 W x 4
Full Bandwidth Power (Front & Rear) (4 Ω , 14.4 V, 1% THD)
.....22 W x 4
Preout Level (V)
DNX6980.....5 V/ 10 k Ω
DNX6180, DNX6040EX, DNX6480BT, DNX5180
.....2 V/ 10 k Ω
Preout Impedance
DNX6980..... 80 Ω
DNX6180, DNX6040EX, DNX6480BT, DNX5180 .. \leq 600 Ω
Speaker Impedance 4 – 8 Ω
Tone
Bass 100Hz \pm 10dB
Middle 1kHz \pm 10dB
Treble 10kHz \pm 10dB

Navigation section

Receiver..... High-sensitivity GPS receiver
Reception Frequency 1575.42 MHz (C/A code)
Acquisition Times
Cold :
DNX5180 < 38 seconds
DNX6980, DNX6180, DNX6040EX, DNX6480BT
..... 38 seconds (typ)
(On average for a stationary receiver with a clear view of the sky)
Accuracy
Position < 10 meters, typical
Velocity..... 0.05 m/sec. RMS
Position Method GPS
Antenna External GPS antenna

General

Operating Voltage..... 14.4 V (10.5 – 16 V allowable)
Maximum Current Consumption 15 A
Installation Dimensions (W x H x D)
..... 182.0 x 112.0 x 159.3 mm
7-2/16 x 4-6/16 x 6-4/16 inch
Operational Temperature Range -10 $^{\circ}$ C – +60 $^{\circ}$ C
Storage Temperature Range -20 $^{\circ}$ C – +85 $^{\circ}$ C
Weight 2.0 kg (4.4 lbs)

SPECIFICATIONS (E, Q TYPE)

Monitor section

Picture Size	6.1 inches (diagonal) wide 136.2 mm (W) x 72 mm (H)
Display System.....	Transparent TN LCD panel
Drive System	TFT active matrix system
Number of Pixels	1,152,000 (800H x 480V x RGB)
Effective Pixels	99.99 %
Pixel Arrangement	RGB striped arrangement
Back Lighting	LED

DVD player section

D/A Converter.....	24 bit
Audio Decoder	Linear PCM/Dolby Digital/dts/MP3/WMA/AAC
Video Decoder.....	MPEG1/ MPEG2/DivX
Wow & Flutter	Below Measurable Limit
Frequency Response	
Sampling frequency;	
96 kHz	20 – 22,000 Hz
48 kHz	20 – 22,000 Hz
44.1 kHz	20 – 20,000 Hz
Total Harmonic Distortion.....	0.010 % (1 kHz)
S/N Ratio (dB).....	98 dB (DVD-Video 96 kHz)
Dynamic Range	98 dB (DVD-Video 96 kHz)
Disc Format	DVD-Video/ VIDEO-CD/ CD-DA
Sampling Frequency	44.1/48/96 kHz
Quantifying Bit Number	16/20/24 bit

USB interface section

USB Standard	USB 2.0 High speed
File System	FAT 16/ 32
Maximum Power Supply Current	1A (5V)
D/A Converter.....	24 Bit
Video Decoder.....	MPEG1/MPEG2/MPEG4/WMV/H.264
Audio Decoder	MP3/ WMA/ AAC/ WAV (Linear PCM)

Bluetooth section

Technology	Bluetooth 2.1 Certified
Frequency.....	2.402 – 2.480 GHz
Output Power	+4dBm (MAX), 0dBm (AVE), Power Class2
Maximum Communication Range	Line of sight approx. 10m (32.8 ft)
Profile	HFP (Hands Free Profile), SPP (Serial Port Profile) HSP (Headset Profile), OPP (Object Push Profile) PBAP (Phonebook Access Profile) SYNC (Synchronization Profile)

FM tuner section

Frequency Range (50 kHz)	87.5 MHz – 108.0 MHz
Usable Sensitivity (S/N : 26 dB)	0.7 μ V/75 Ω
Quieting Sensitivity (S/N : 46 dB)	1.6 μ V/75 Ω
Frequency Response (\pm 3.0 dB)	30 Hz – 15 kHz
S/N Ratio (dB).....	65 dB (MONO)
Selectivity (\pm 400 kHz)	\geq 80 dB
Stereo Separation.....	35 dB (1 kHz)

AM tuner section

Frequency Range (9 kHz)	
LW.....	153 – 279 kHz
MW.....	531 – 1611 kHz
Usable Sensitivity	
LW.....	45 μ V
MW.....	25 μ V

Video section

Color System of External Video Input	NTSC/PAL
External Video Input Level (RCA/mini jack)	1 Vp-p/ 75 Ω
External Audio Max Input Level (RCA/mini jack)	2 V/ 25 k Ω
Video Output Level (RCA jacks)	1 Vp-p/ 75 Ω
Audio Output Level (RCA jacks)	1.2 V/ 10 k Ω

Audio section

Maximum Power (Front & Rear)	50 W x 4
Full Bandwidth Power (Front & Rear)	
(PWR DIN45324, +B=14.4V)	30 W x 4
Preout Level (V)	2 V/ 10 k Ω
Preout Impedance	\leq 600 Ω
Speaker Impedance	4 – 8 Ω
Tone	
Bass	100Hz \pm 10dB
Middle	1kHz \pm 10dB
Treble	10kHz \pm 10dB

Navigation section

Receiver.....	High-sensitivity GPS receiver
Reception Frequency	1575.42 MHz (C/A code)
Acquisition Times	
Cold	38 seconds (typ)
(On average for a stationary receiver with a clear view of the sky)	
Accuracy	
Position	< 10 meters, typical
Velocity.....	0.05 m/sec. RMS
Position Method	GPS
Antenna	External GPS antenna

General

Operating Voltage.....	14.4 V (10.5 – 16 V allowable)
Maximum Current Consumption	15 A
Installation Dimensions (W x H x D)	182.0 x 112.0 x 159.3 mm
Operational Temperature Range	-10 $^{\circ}$ C – +60 $^{\circ}$ C
Storage Temperature Range	-20 $^{\circ}$ C – +85 $^{\circ}$ C
Weight	
DNX5580BT, DNX5280BT.....	2.2 kg
DNX4280BT	2.0 kg

SD (DNX5280BT)

Compatible File System	FAT 12/16/32
Capacity	Maximum 32G Byte
Data Transfer Rate.....	Maximum 12 Mbps
Audio Decoder	MP3/WMA/AAC/WAV
Video Decoder.....	MPEG1/MPEG2/MPEG4/WMV/H.264

SPECIFICATIONS (M, X, C TYPE)

Monitor section

Picture Size	6.1 inches (diagonal) wide
	136.2 mm (W) x 72 mm (H)
Display System.....	Transparent TN LCD panel
Drive System	TFT active matrix system
Number of Pixels	1,152,000 (800H x 480V x RGB)
Effective Pixels	99.99 %
Pixel Arrangement	RGB striped arrangement
Back Lighting	LED

DVD player section

D/A Converter.....	24 bit
Audio Decoder	
.....	Linear PCM/Dolby Digital/dts/MP3/WMA/AAC
Video Decoder.....	MPEG1/ MPEG2/DivX
Wow & Flutter	Below Measurable Limit
Frequency Response	
Sampling frequency;	
96 kHz	20 – 22,000 Hz
48 kHz	20 – 22,000 Hz
44.1 kHz	20 – 20,000 Hz
Total Harmonic Distortion.....	0.010 % (1 kHz)
S/N Ratio (dB).....	98 dB (DVD-Video 96 kHz)
Dynamic Range	98 dB (DVD-Video 96 kHz)
Disc Format	DVD-Video/ VIDEO-CD/ CD-DA
Sampling Frequency	44.1/48/96 kHz
Quantifying Bit Number	16/20/24 bit

USB interface section

USB Standard	USB 2.0 Full speed
File System	FAT 16/ 32
Maximum Power Supply Current	1A (5V)
D/A Converter.....	24 Bit
Video Decoder.....	MPEG1/MPEG2/MPEG4/WMV/H.264
Audio Decoder	MP3/ WMA/ AAC/ WAV (Linear PCM)

Bluetooth section (DNX5380BT)

Technology	Bluetooth 2.1 Certified
Frequency.....	2.402 – 2.480 GHz
Output Power	+4dBm (MAX), 0dBm (AVE), Power Class2
Maximum Communication Range	
.....	Line of sight approx. 10m (32.8 ft)
Profile	HFP (Hands Free Profile), SPP (Serial Port Profile)
	HSP (Headset Profile), OPP (Object Push Profile)
	PBAP (Phonebook Access Profile)
	SYNC (Synchronization Profile)

FM tuner section

Frequency Range	
DNX5380, DNX5380M	87.5 MHz – 108.0 MHz (50 kHz)
DNX5380BT, DNX5380 (Region code 6)	
.....	87.5 MHz - 108.0 MHz (50 kHz)
.....	87.9 MHz - 107.9 MHz (200 kHz)
Usable Sensitivity (S/N : 26 dB)	
DNX5380 (Region code 6)	9.3 dBf (0.7μV/75Ω)
DNX5380BT, DNX5380 (Region code 3), DNX5380M	
.....	9.3 dBf (0.8μV/75Ω)
Quieting Sensitivity (S/N : 46 dB)	15.2 dBf (1.6μV/75Ω)
Frequency Response (± 3.0 dB).....	30 Hz – 15 kHz
S/N Ratio (dB)	
DNX5380 (Region code 6)	65 dB (MONO)
DNX5380BT, DNX5380 (Region code 3), DNX5380M	
.....	70 dB (MONO)
Selectivity (± 400 kHz)	≥ 80 dB
Stereo Separation	
DNX5380 (Region code 6)	35 dB (1 kHz)
DNX5380BT, DNX5380 (Region code 3), DNX5380M	
.....	40 dB (1 kHz)

AM tuner section

Frequency Range	
DNX5380 (Region code 3), DNX5380M	
LW	153 – 279 kHz (9 kHz)
MW	531 – 1611 kHz (9 kHz)
DNX5380BT, DNX5380 (Region code 6)	
.....	531 kHz - 1611 kHz (9 kHz)
.....	530 kHz - 1700 kHz (10 kHz)
Usable Sensitivity	
DNX5380 (Region code 3), DNX5380M	
LW	45μ
MW	25μ
DNX5380BT, DNX5380 (Region code 6).....	28dBμ

Video section

Color System of External Video Input	NTSC/PAL
External Video Input Level (RCA/mini jack).....	1 Vp-p/ 75 Ω
External Audio Max Input Level (RCA/mini jack)....	2 V/ 25 kΩ
Video Output Level (RCA jacks)	1 Vp-p/ 75 Ω
Audio Output Level (RCA jacks)	1.2 V/ 10 kΩ

Audio section

Maximum Power (Front & Rear)	50 W x 4
Full Bandwidth Power (Front & Rear)	
(at less than 1% THD)	22 W x 4

Receiver.....	High-sensitivity GPS receiver
Reception Frequency	1575.42 MHz (C/A code)
Acquisition Times	
Cold	38 seconds (typ)
(On average for a stationary receiver with a clear view of the sky)	
Accuracy	
Position	< 10 meters, typical
Velocity.....	0.05 m/sec. RMS
Position Method	GPS
Antenna	External GPS antenna

Operating Voltage.....	14.4 V (10.5 – 16 V allowable)
Maximum Current Consumption	15 A
Installation Dimensions (W x H x D)	
.....	178.0 x 100.0 x 156.3 mm
Operational Temperature Range	-10 °C – +60 °C
Storage Temperature Range	-20 °C – +85 °C
Weight	2.2 kg

US and foreign patents licensed from Dolby Laboratories. Although the effective pixels for the liquid crystal panel is given as 99.99% or more, 0.01% of pixels may not light or may light incorrectly.

Laser Wavelength.....770 – 800 nm (CD)
663 – 673 nm (DVD)
Laser Power Class.....Class 1M (IEC)

Please do not look at the laser beam directly during repair or operation check.

**VISIBLE OR INVISIBLE CLASS 1M LASER
RADIATION WHEN OPEN. DO NOT VIEW
DIRECTLY WITH OPTICAL INSTRUMENTS.**

Inside this laser product, a laser diode classified as Class 1M laser radiation is contained. Do not view directly with optical instruments.